

[54] TELEPHONE STAND

3,941,951 3/1976 Engstrom 179/100 C
4,284,855 8/1981 Adams et al. 179/179

[75] Inventors: Ghanshyam A. Bhat, Marlboro;
Donald M. Genaro, Haworth, both of
N.J.; John N. McGarvey, Drexel Hill,
Pa.; Albert C. Stickler, Little Silver,
N.J.; Gordon E. Sylvester, Jamaica,
N.Y.; Daniel W. Tyler, Middletown,
N.J.

Primary Examiner—Bernard Ansher
Attorney, Agent, or Firm—David H. Tannenbaum

[73] Assignee: Bell Telephone Laboratories,
Incorporated, Murray Hill, N.J.

[57] CLAIM

The ornamental design for a telephone stand, substan-
tially as shown and described.

[**] Term: 14 Years

DESCRIPTION

[21] Appl. No.: 308,507

FIG. 1 is a top front perspective view of a telephone
stand showing our new design;
FIG. 2 is a top plan view thereof;
FIG. 3 is a front elevation thereof; the rear being a
mirror image of the front;
FIG. 4 is a bottom plan view thereof;
FIG. 5 is a right side elevation thereof; the left side is a
mirror image of the side shown;
FIG. 6 is a top front perspective view of a second modi-
fied embodiment of the telephone stand illustrated in
FIG. 1;
FIG. 7 is a top plan view thereof;
FIG. 8 is a front elevation thereof;
FIG. 9 is a bottom plan view thereof;
FIG. 10 is a rear perspective view of a third modified
embodiment of the telephone stand illustrated in FIG. 1;
and
FIG. 11 is a rear perspective view of a fourth modified
embodiment of the telephone stand illustrated in FIG. 6.

[22] Filed: Oct. 5, 1981

[51] Int. Cl. D14-03

[52] U.S. Cl. D14/60

[58] Field of Search D14/53, 60, 64;
179/100 D, 100 R, 178, 179, 103, 100 C

[56] References Cited

U.S. PATENT DOCUMENTS

- D. 247,813 5/1978 Genaro et al. D14/60
- D. 252,570 8/1979 Genaro et al. D14/60
- D. 262,626 1/1982 Genaro et al. D14/60
- D. 265,401 7/1982 Genaro et al. D14/53
- D. 265,559 7/1982 Janda D14/60
- D. 267,715 1/1983 Janda D14/60

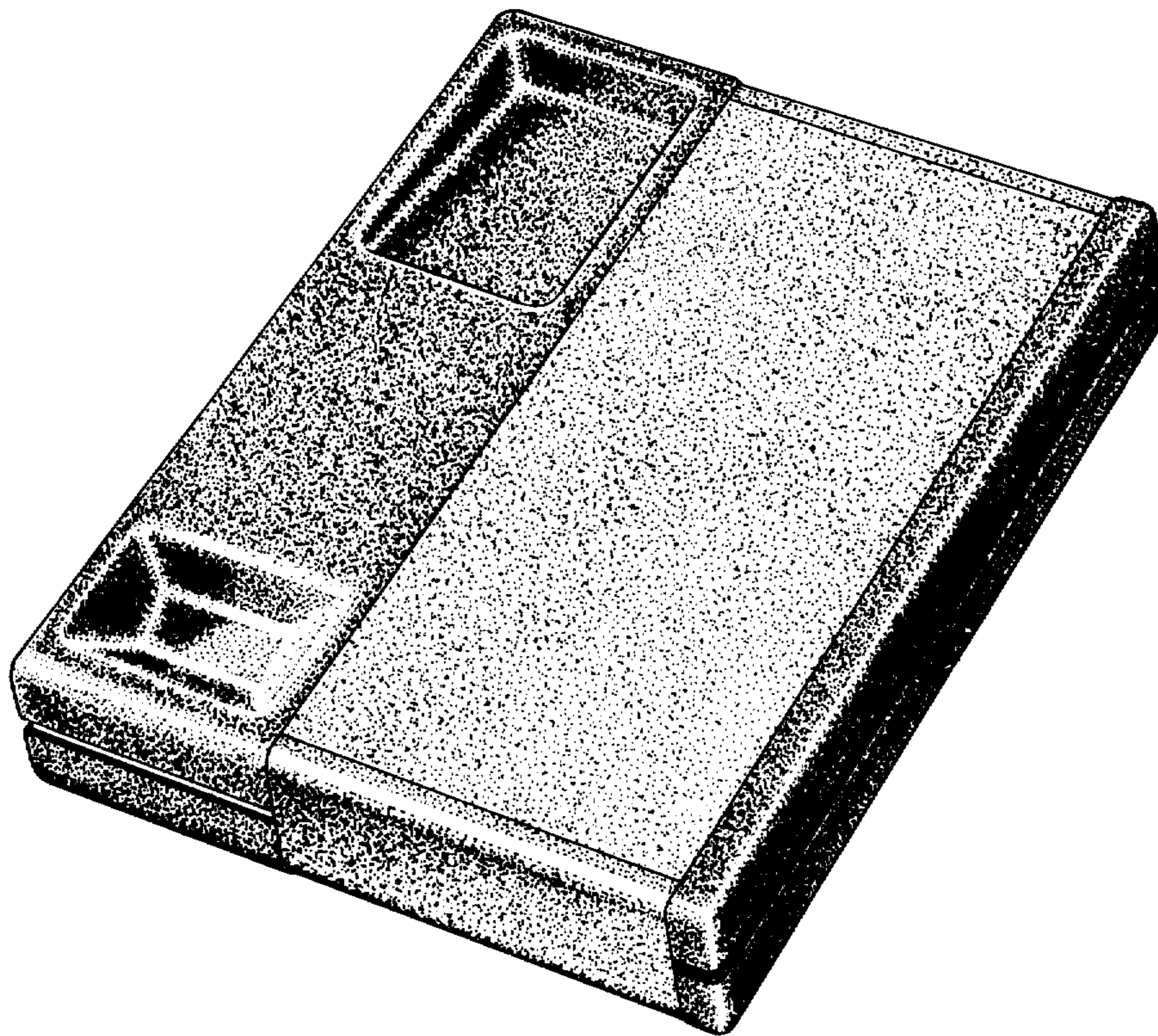


FIG. 1

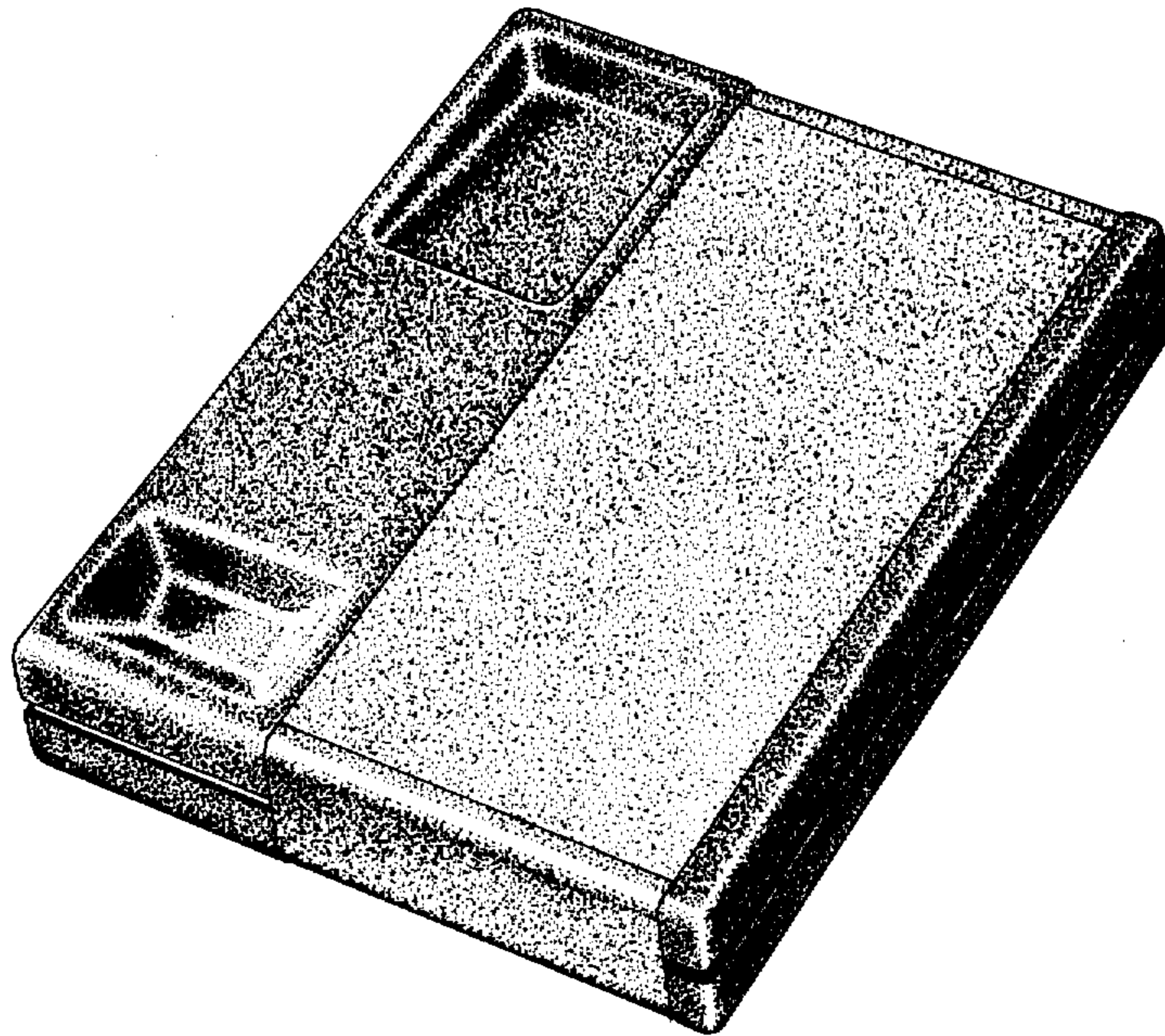


FIG. 2




FIG. 3

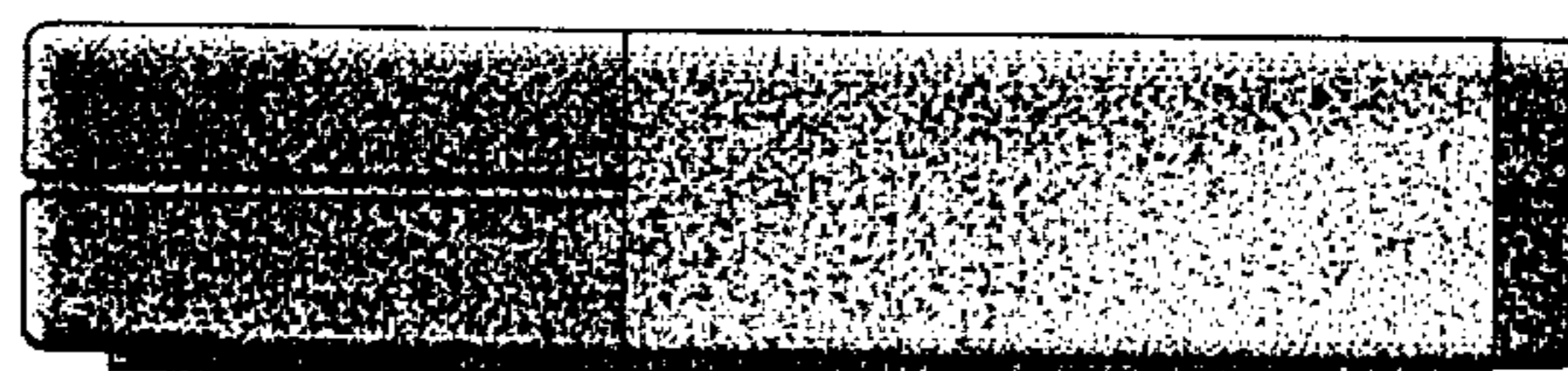


FIG. 4




FIG. 5


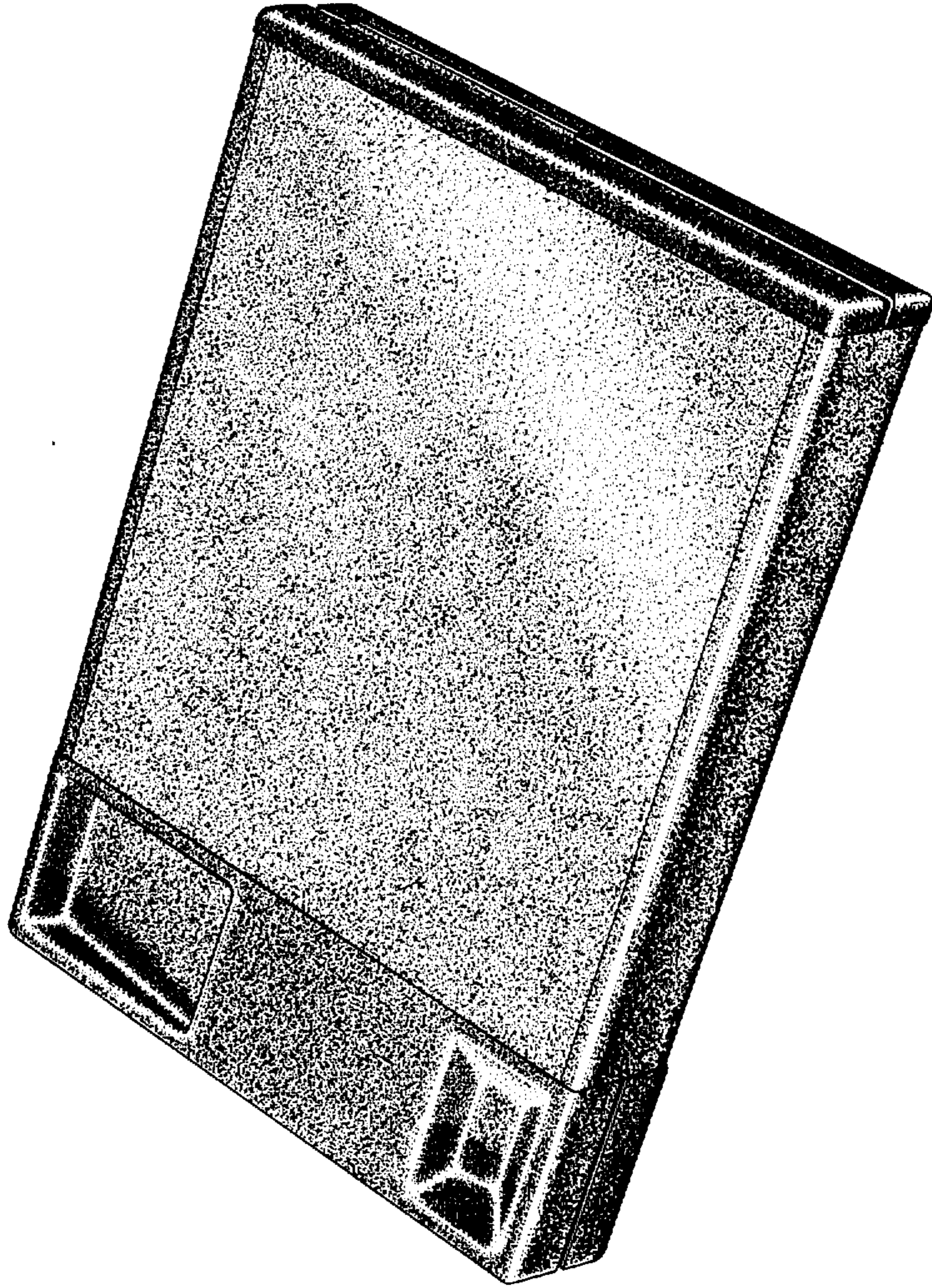


FIG. 6






FIG. 7

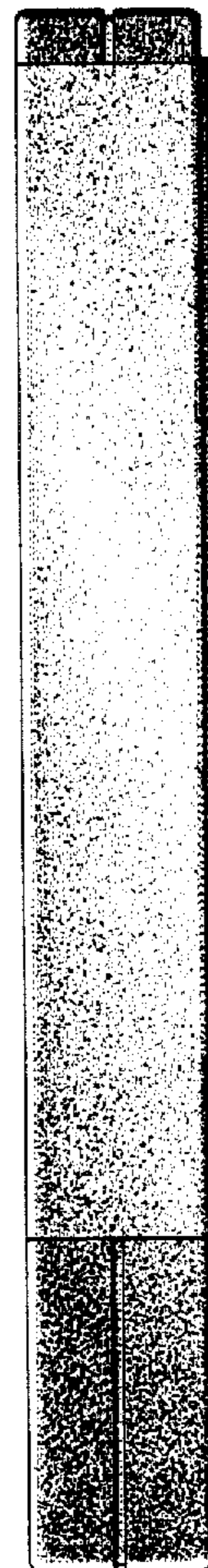


FIG. 8

FIG. 9



FIG. 10

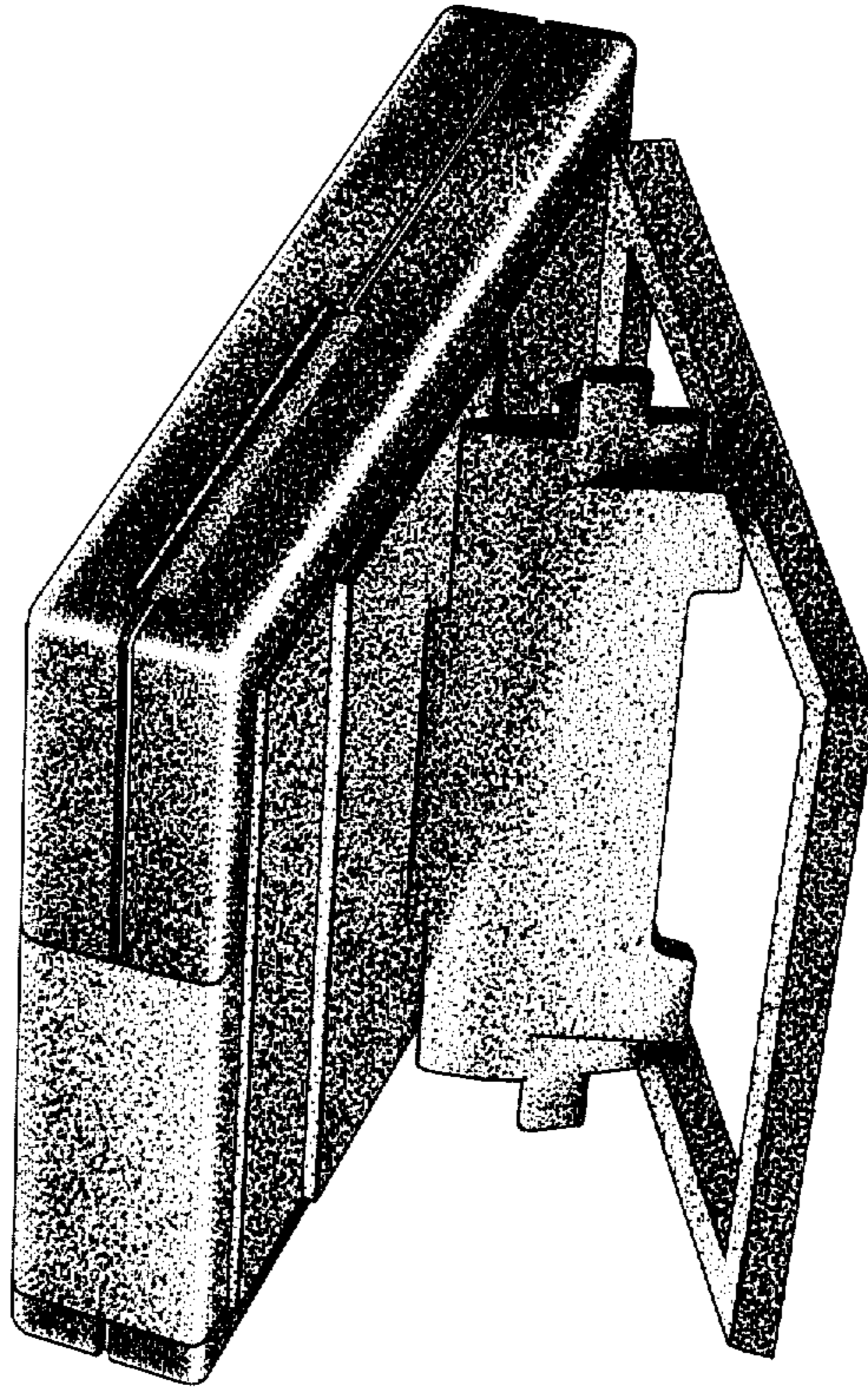


FIG. 11

