

[54] VOLTAGE DETECTOR

[75] Inventor: Masao Tanaka, Ichikawa, Japan
[73] Assignee: Kabushiki Kaisha Carmate, Tokyo, Japan

[**] Term: 14 Years

[21] Appl. No.: 317,454

[22] Filed: Nov. 2, 1981

[30] Foreign Application Priority Data

Jun. 16, 1980 [JP] Japan 55-23979

[51] Int. Cl. D10-04

[52] U.S. Cl. D10/78

[58] Field of Search D10/75, 78, 80, 103;
324/72.5, 73, 51, 133, 149, 156

[56] References Cited

U.S. PATENT DOCUMENTS

D. 170,103 7/1953 Wilson D10/78

D. 203,181 12/1965 Koch D10/80
D. 209,053 10/1967 Link D10/47 X
D. 249,876 10/1978 Maxwell D10/79
D. 260,619 9/1981 Koslar D10/78
3,657,648 4/1972 Malme 324/122
3,996,511 12/1976 Baer 324/72.5 X

Primary Examiner—Nelson C. Holtje
Attorney, Agent, or Firm—James E. Nilles

[57] CLAIM

The ornamental design for a voltage detector, substantially as shown and described.

DESCRIPTION

FIG. 1 is a top plan view of a voltage detector showing my new design;
FIG. 2 is a front elevational view thereof;
FIG. 3 is a bottom plan view thereof;
FIG. 4 is a rear elevational view thereof;
FIG. 5 is a right side elevational view thereof;
FIG. 6 is a left side elevational view thereof;
FIG. 7 is a top and left front perspective view thereof.

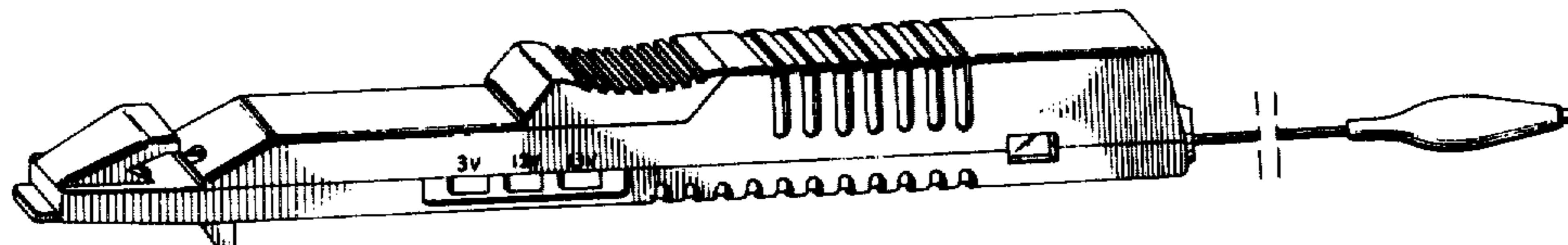


FIG. 1



FIG. 2

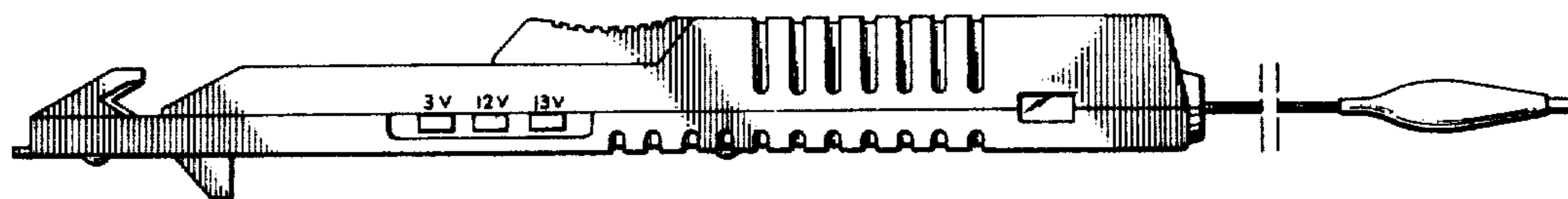


FIG. 3



FIG. 4

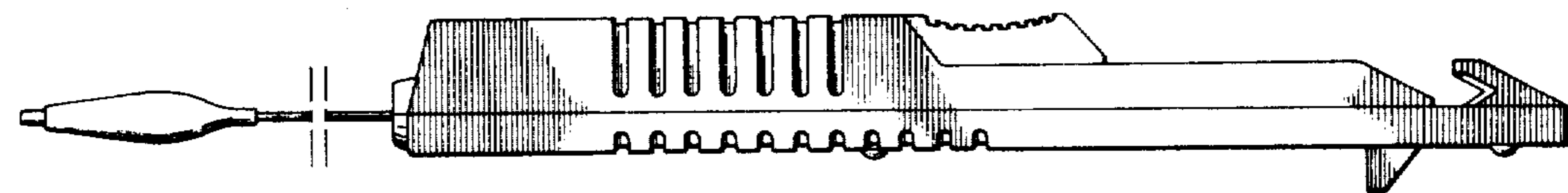


FIG. 6

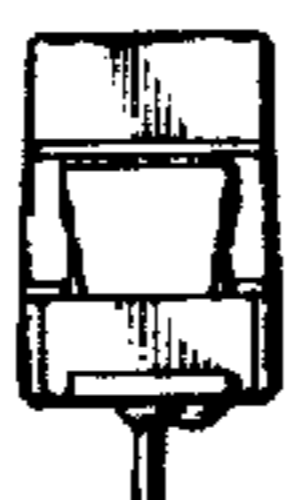


FIG. 5



FIG. 7

