

[54] **SPOON OR SIMILAR ARTICLE**
 [75] **Inventor:** Colin B. Richmond, II, Oneida, N.Y.
 [73] **Assignee:** General Mills, Inc., Minneapolis, Minn.
 [**] **Term:** 14 Years
 [21] **Appl. No.:** 347,118
 [22] **Filed:** Feb. 9, 1982
 [51] **Int. Cl.** D07-03
 [52] **U.S. Cl.** D7/137
 [58] **Field of Search** D7/137, 150, 151, 152

Primary Examiner—Winifred E. Herrmann
Attorney, Agent, or Firm—L. MeRoy Lillehaugen; Gene O. Enockson

[57] **CLAIM**

The ornamental design for a spoon or similar article, substantially as shown and described.

DESCRIPTION

FIG. 1 is a front elevational view of a spoon or similar article showing my new design;
 FIG. 2 is a rear elevational view thereof;
 FIG. 3 is a side elevational view thereof, the opposite side being substantially a mirror image thereof;
 FIG. 4 is an enlarged sectional view taken along line 4-4 of FIG. 1;
 FIG. 5 is an enlarged sectional view taken along line 5-5 of FIG. 1; and
 FIG. 6 is an enlarged sectional view taken along line 6-6 of FIG. 1.
 The essential features of my design reside in the handle portion as illustrated in the accompanying drawings.

[56] **References Cited**

U.S. PATENT DOCUMENTS

D. 39,837	2/1909	Wallace	D7/150
D. 40,007	5/1909	Strohaker	D7/150
D. 40,103	6/1909	Jameson	D7/150
D. 259,987	7/1981	Manderfield	D7/137
D. 261,216	10/1981	Richmond	D7/137
D. 262,509	1/1982	Richmond	D7/137

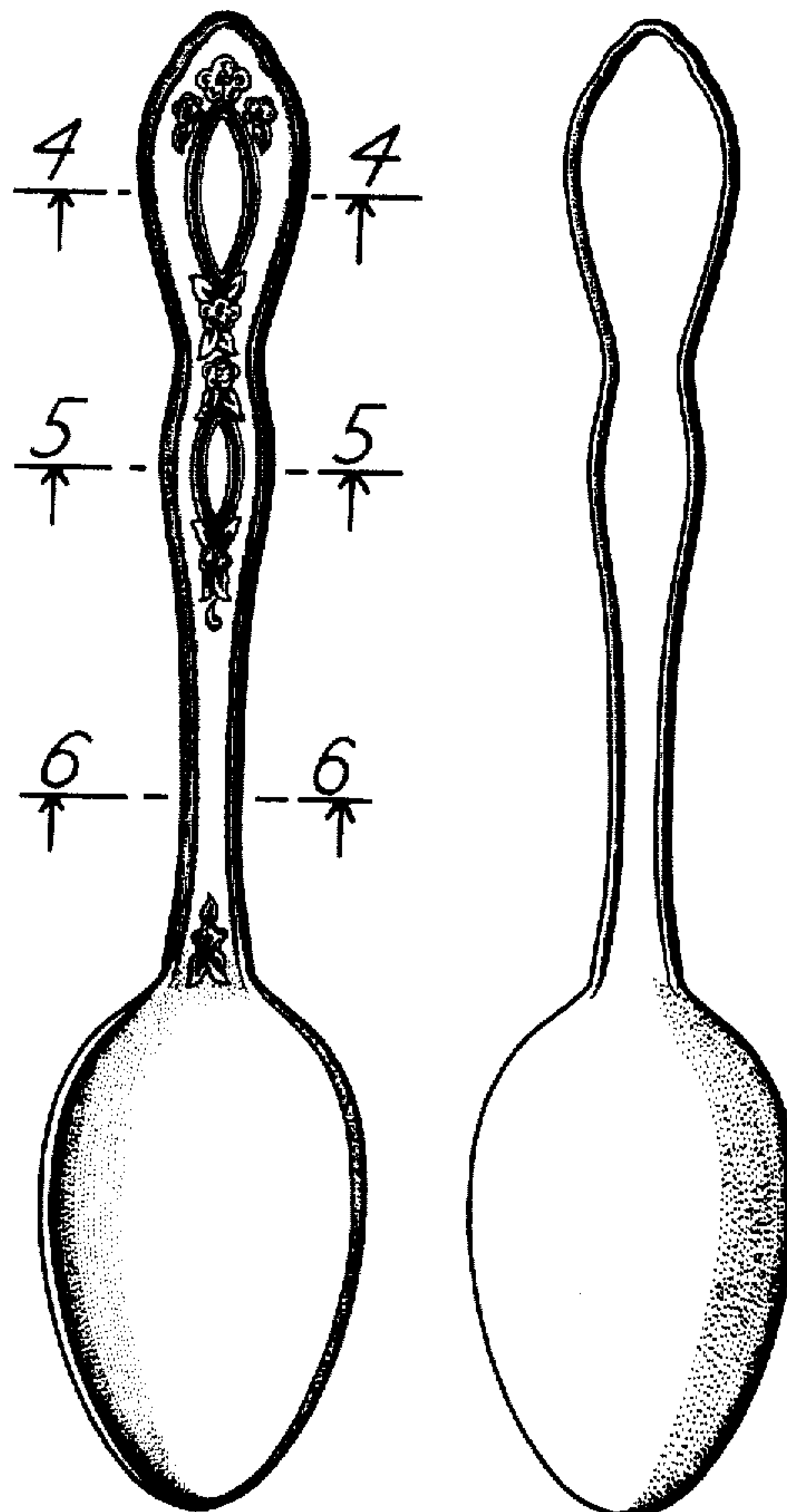


FIG. 1

FIG. 2

FIG. 3

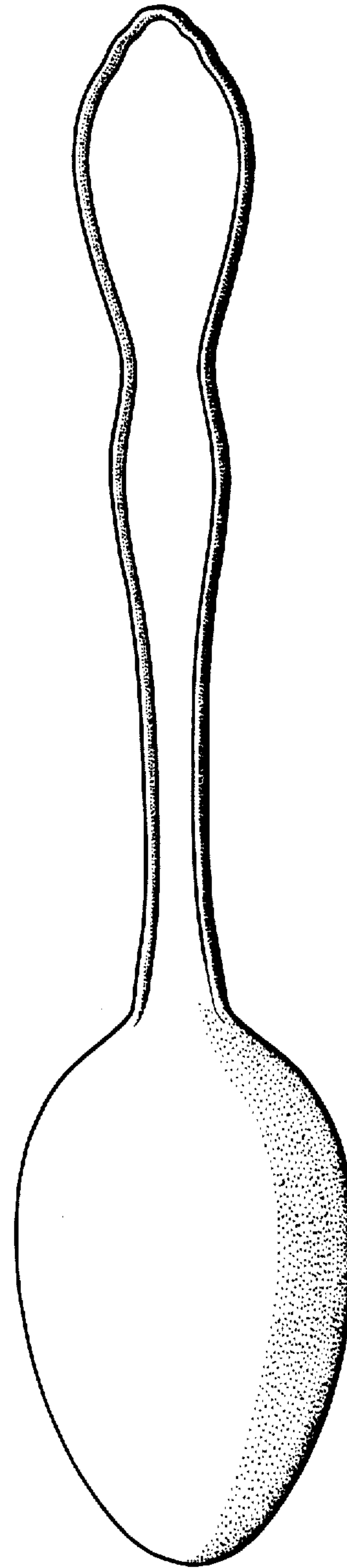
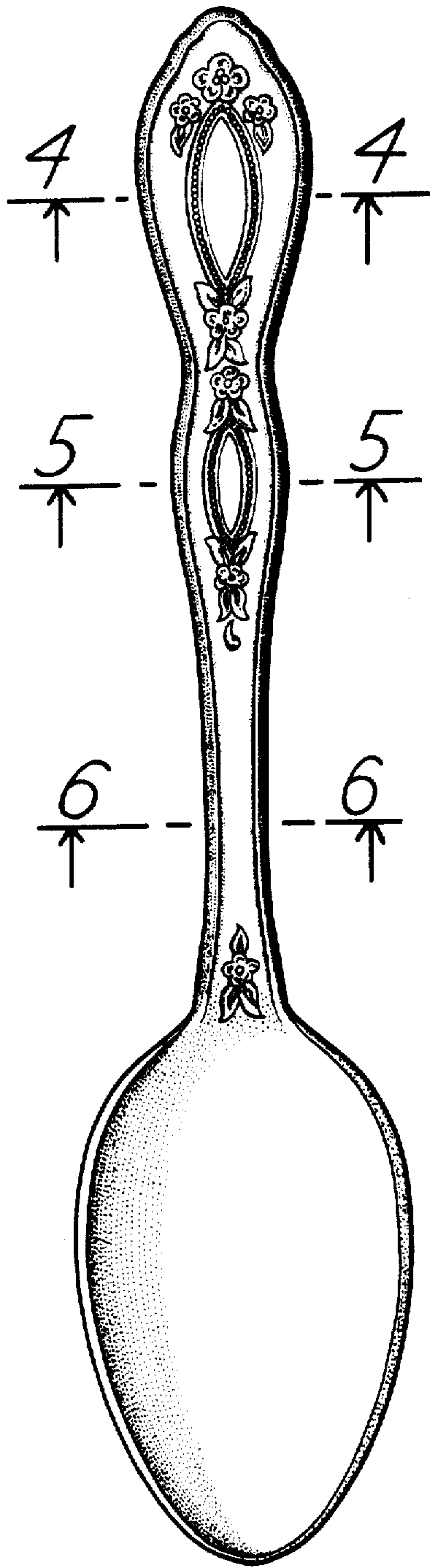


FIG. 4

FIG. 5

FIG. 6

