

[54] **STEM AND A BASE OF A BOWL OF A STEMWARE GLASS**

[75] Inventor: **Michael Boehm**, Selb, Fed. Rep. of Germany

[73] Assignee: **Rosenthal Aktiengesellschaft**, Fed. Rep. of Germany

[**] Term: **14 Years**

[21] Appl. No.: **293,343**

[22] Filed: **Aug. 17, 1981**

[30] **Foreign Application Priority Data**

Feb. 18, 1981 [DE] Fed. Rep. of Germany 7043

[51] Int. Cl. **D07—01**

[52] U.S. Cl. **D7/39; D7/11; D7/13**

[58] Field of Search **D7/11, 12, 13, 6, 14, D7/39; 215/99.5**

[56] **References Cited**

U.S. PATENT DOCUMENTS

- D. 58,534 8/1921 Balda D7/12
- D. 77,943 3/1929 Dougherty D7/13
- D. 260,470 9/1981 Angelakos D7/13 X

OTHER PUBLICATIONS

Pitman-Dreitzer, 1965 Cat., p. 21, Crystal Stemware by Colony, center panel, Stem on center Cocktail Glass therein #1/1401.

Fostoria Glass Co., 1966 Cat., p. 41, "Petite Pattern #6085", center panel, Stems on Goblets, Bubble in Stemware.

Monongah Glass Co., Apr. 1st, 1920 Cat., Cat. No. 6, p. 291, bottom r. Goblet #7966, Bubble in Stem.

Primary Examiner—Winifred E. Herrmann
Attorney, Agent, or Firm—Ostrolenk, Faber, Gerb & Soffen

[57] **CLAIM**

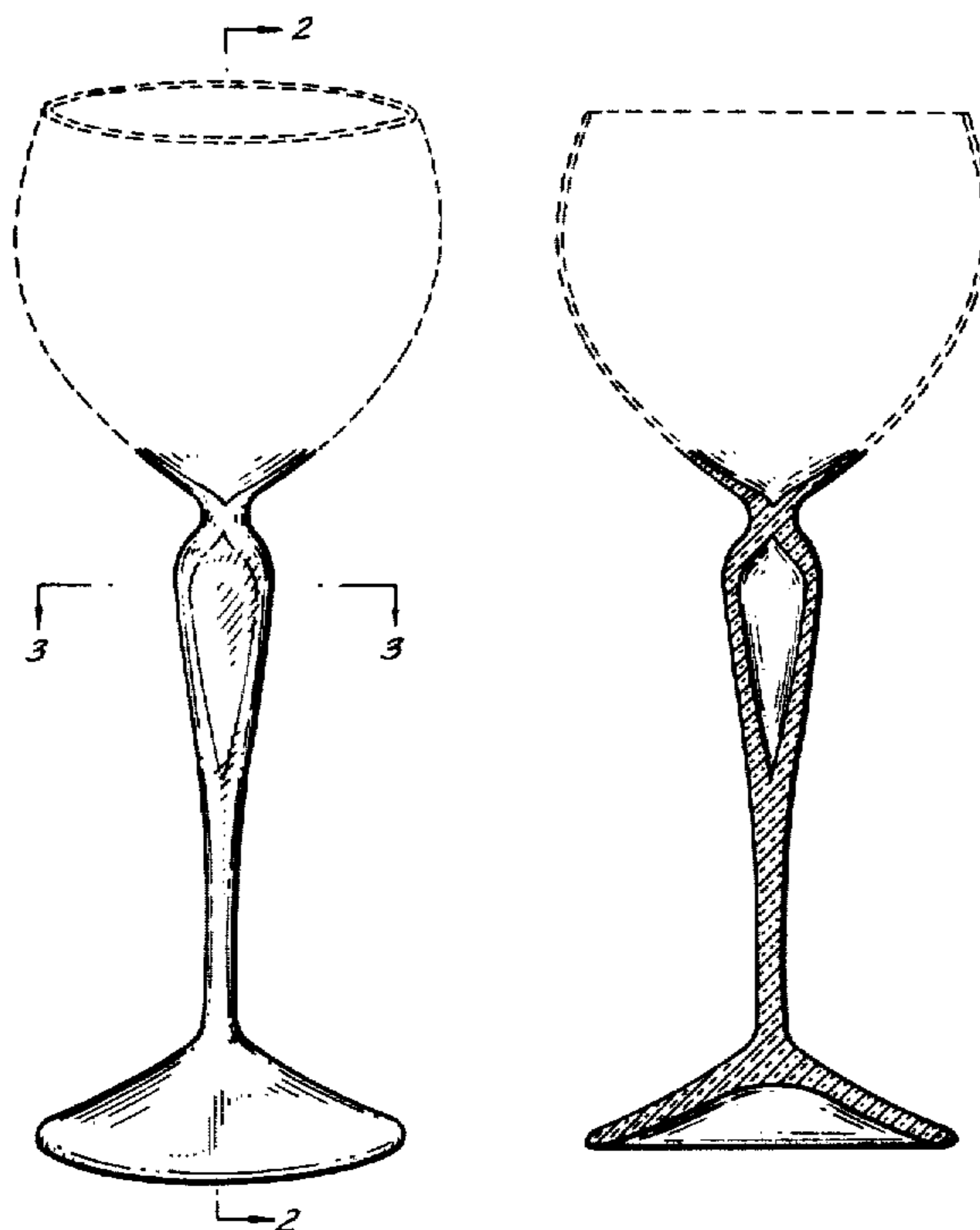
The ornamental design for a stem and a base of a bowl of a stemware glass, as shown and described.

DESCRIPTION

FIG. 1 is a perspective view of a stem and a base of a bowl of a stemware glass showing my new design with a bowl being shown in broken lines as illustrative of environmental structure only.

FIG. 2 is a vertical cross-sectional view thereof, along the line 2—2 of FIG. 1; and

FIG. 3 is a horizontal cross-sectional view thereof, along the line 3—3 of FIG. 1.



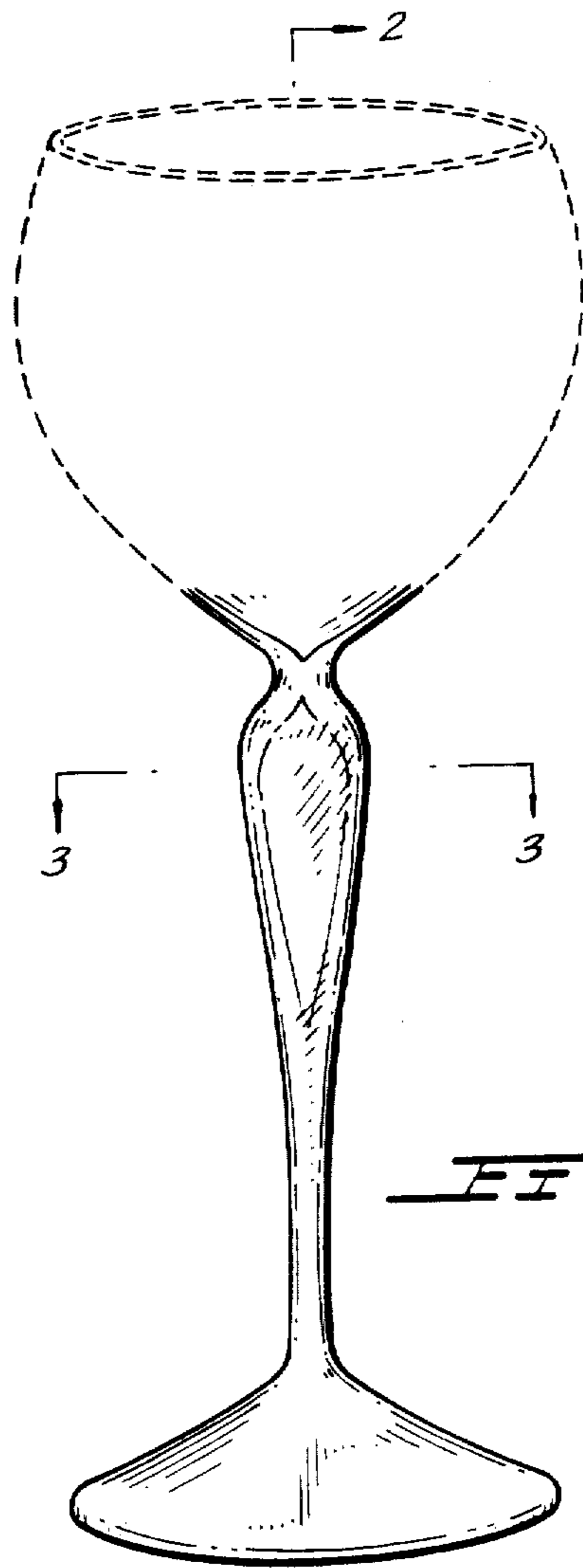


FIG. 1.

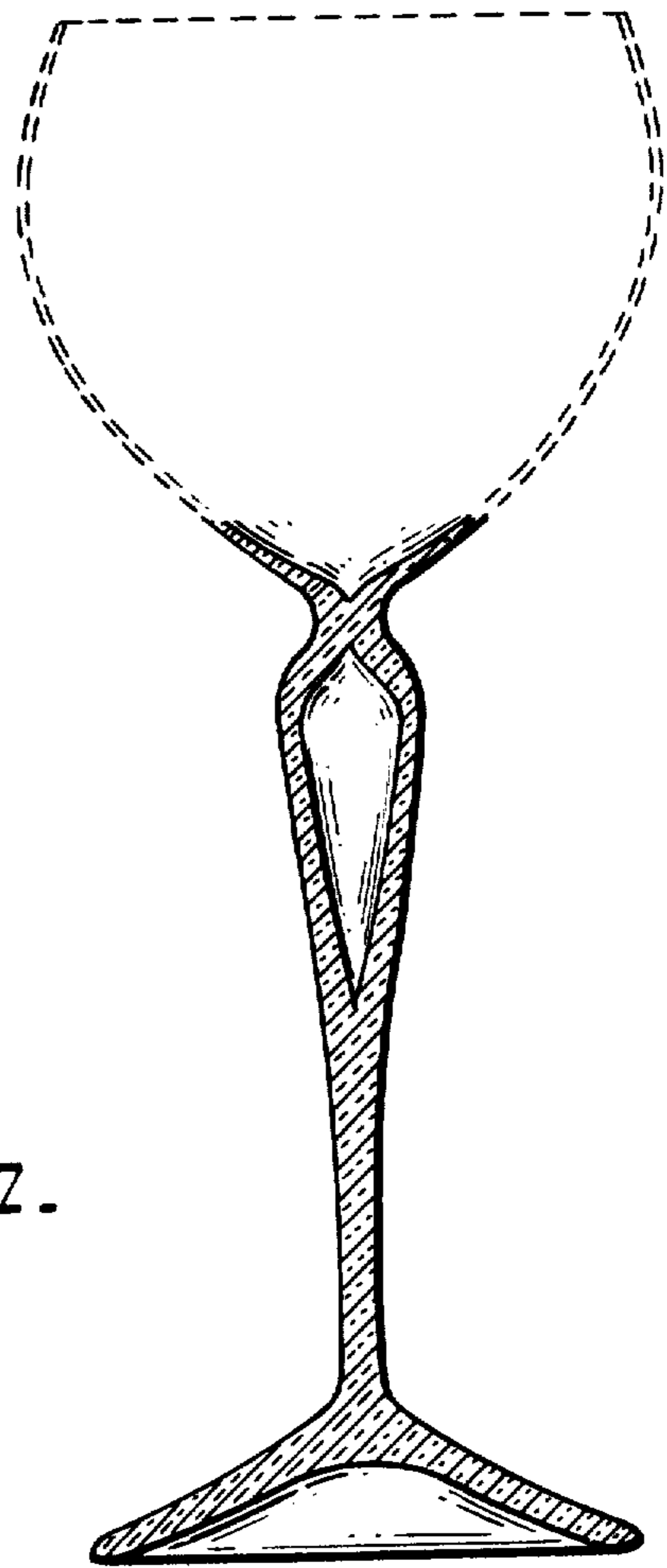


FIG. 2.

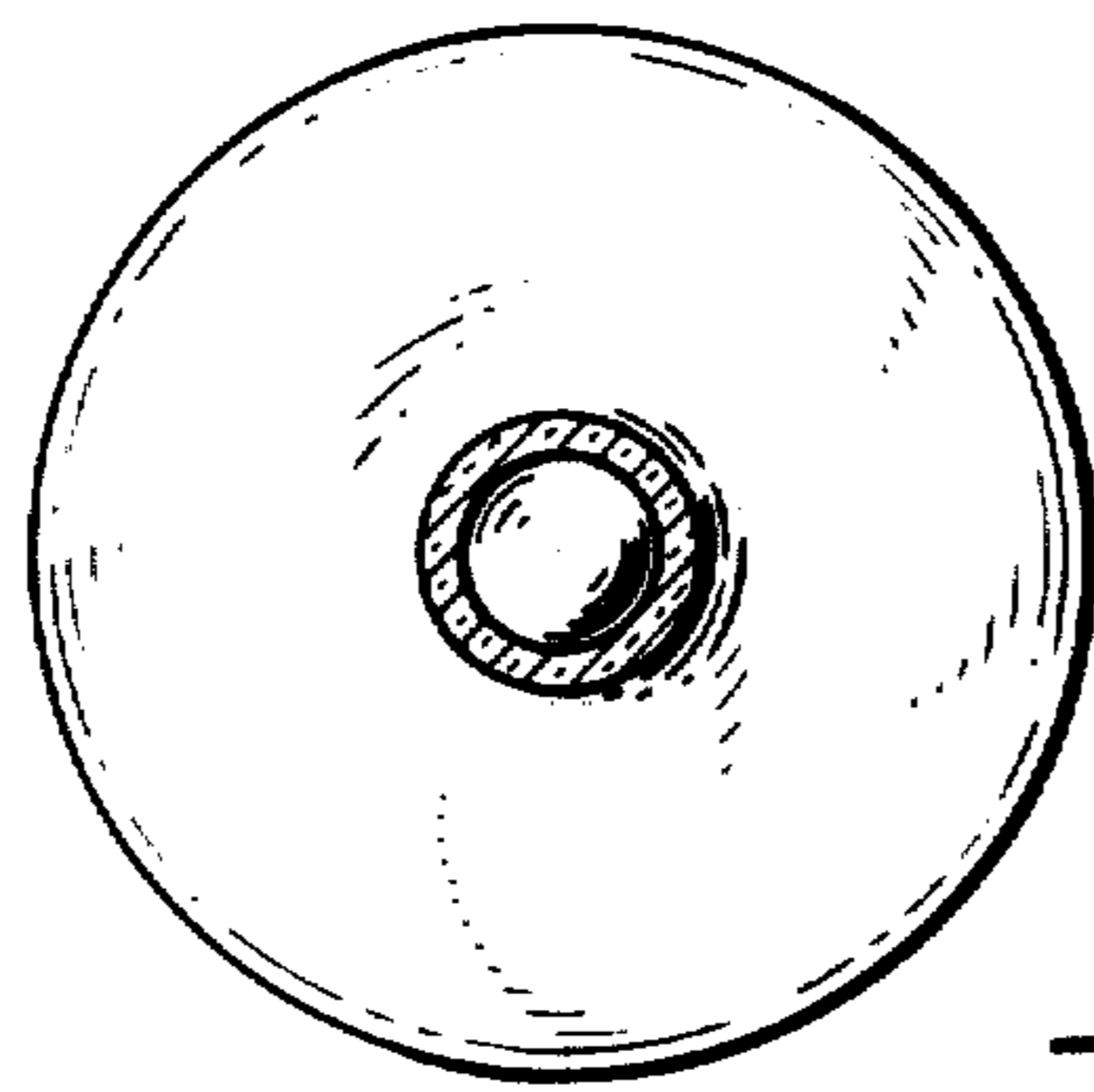


FIG. 3.