

[54] SCALLOPED BOWL

[75] Inventor: Lawrence M. Knutson, Prior Lake, Minn.

[73] Assignee: Decra Stone, Inc., Prior Lake, Minn.

[**] Term: 14 Years

[21] Appl. No.: 320,226

[22] Filed: Nov. 12, 1981

Related U.S. Application Data

[62] Division of Ser. No. 97,165, Nov. 26, 1979, abandoned, which is a division of Ser. No. 873,965, Jan. 31, 1978, Pat. No. Des. 263,668.

[51] Int. Cl. D07-01

[52] U.S. Cl. D7/29; D7/27

[58] Field of Search D7/45, 27, 22, 83, 1, D7/3, 29, 30, 31, 32, 76, 17, 20; D11/152, 154, 153; D9/428, 429

[56] References Cited

U.S. PATENT DOCUMENTS

- D. 38,950 12/1907 Anderson D7/1
- D. 112,168 11/1938 Bennett D7/27
- D. 118,819 2/1940 Herpel D7/27

- D. 170,663 10/1953 Smith D7/129
- D. 195,699 7/1963 Bostrom D9/429
- D. 213,491 3/1969 Beeman et al. D9/429
- D. 213,492 3/1969 Beeman et al. D9/429
- D. 214,677 7/1969 Weeber D7/1

OTHER PUBLICATIONS

Gifts & Tableware, Gift Guide, 2nd Issue, Aug. 1978, p. 1, Tavola, Scalloped Dish, bottom center of page.
Design(Britain), Mar. 1955, p. 46, r. middle panel, Scalloped Ashtray.

Primary Examiner—Winifred E. Herrmann
Attorney, Agent, or Firm—Williamson, Bains, Moore & Hansen

[57] CLAIM

The ornamental design for scalloped bowl, as shown and described.

DESCRIPTION

FIG. 1 is a top plan view of a scalloped bowl showing my new design;
FIG. 2 is a side elevational view thereof;
FIG. 3 is a bottom plan view thereof; and
FIG. 4 is a cross sectional side elevational view of the scalloped bowl of FIG. 1 taken in the direction of cutting plane 4—4.

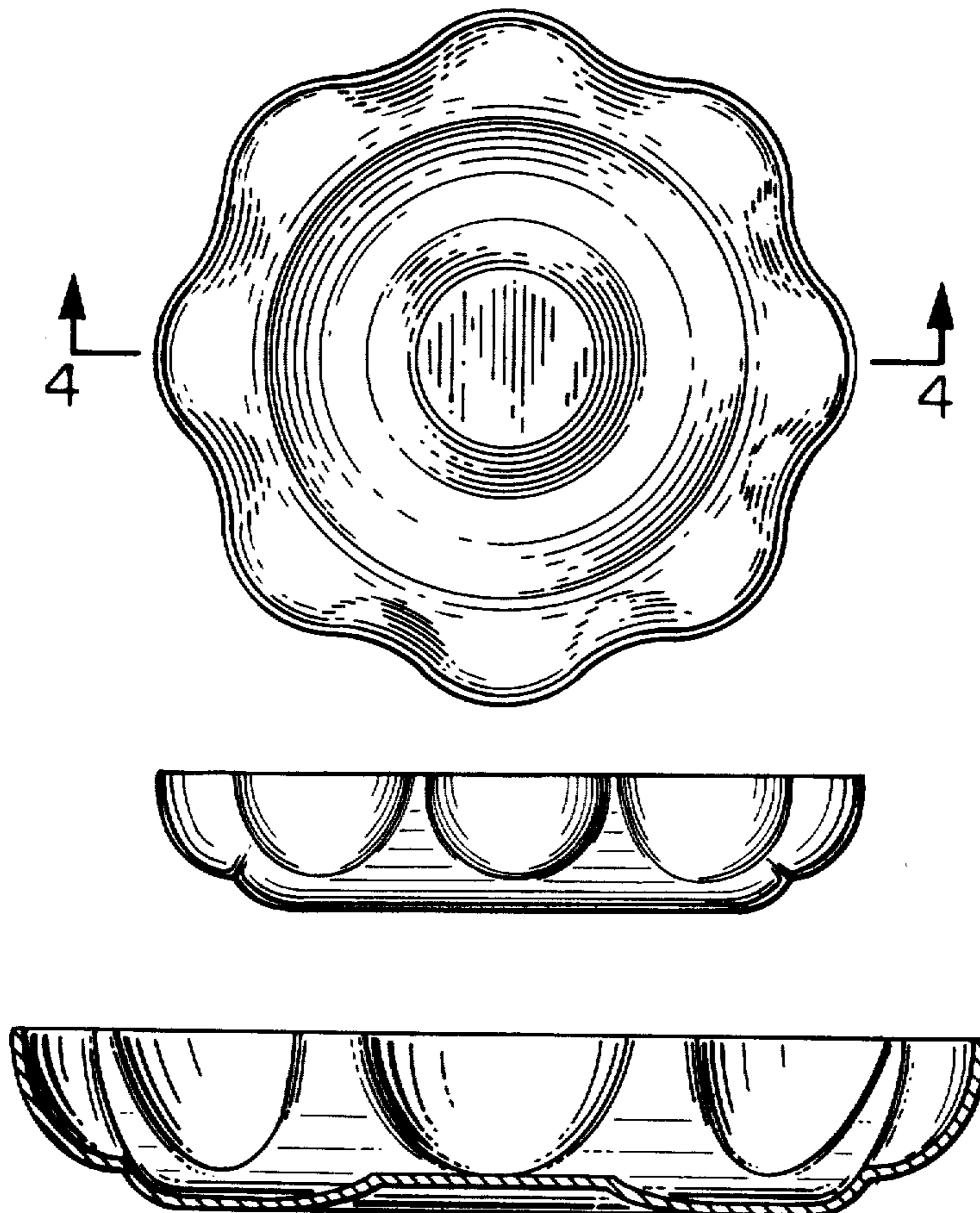


FIG. 1




FIG. 2




FIG. 3

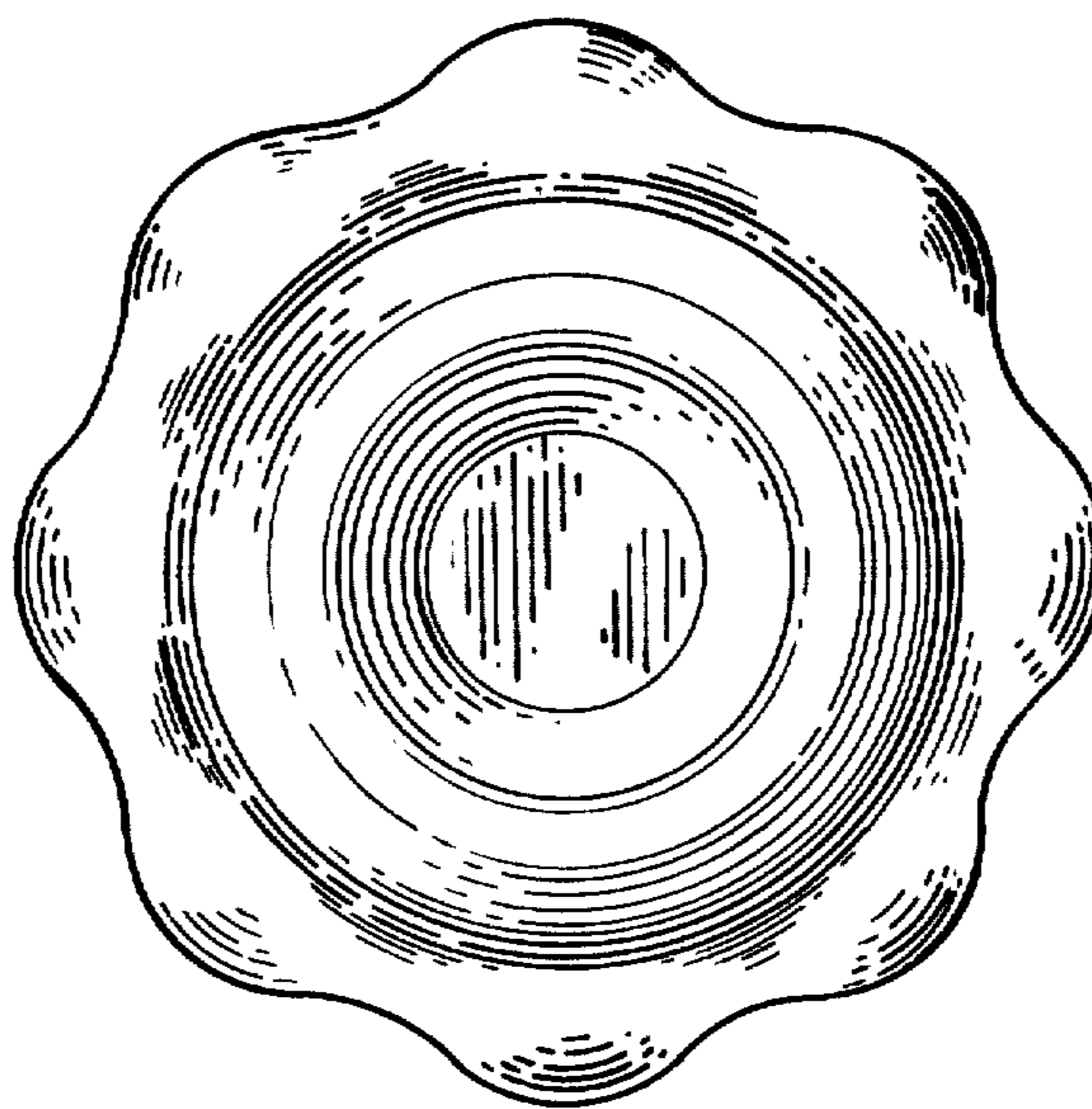


FIG. 4

