

[54] SKIRT HANGER

[76] Inventor: Seroun Kesh, 3620 Orchard Lake Rd., West Bloomfield, Mich. 48033

[**] Term: 14 Years

[21] Appl. No.: 265,528

[22] Filed: May 20, 1981

[51] Int. Cl. D6-08

[52] U.S. Cl. D6/254

[58] Field of Search D6/247-257; 211/113, 118, 119; 223/85, 87-96, DIG. 3

[56] References Cited

U.S. PATENT DOCUMENTS

D. 192,279	2/1962	Zuckerman	D6/256
D. 193,318	7/1962	Kelley	D6/247
D. 246,083	10/1977	Auersperg	D6/247
D. 247,084	1/1978	De Mascole et al.	D6/247
1,080,767	12/1913	Mann	223/96
2,879,930	3/1959	Renner	D6/252
3,023,912	3/1962	Sebastian	223/96
3,405,854	10/1968	Blair	223/85
3,860,154	1/1975	Atkins	223/94
3,887,079	6/1975	Crew	D6/255

FOREIGN PATENT DOCUMENTS

32258 10/1964 Fed. Rep. of Germany 223/94

Primary Examiner—B. J. Bullock

Attorney, Agent, or Firm—Sloman, Cantor, Grauer, Scott & Rutherford Cullen

[57] CLAIM

The ornamental design for a skirt hanger, substantially as shown and described.

DESCRIPTION

FIG. 1 is a front elevational view of a skirt hanger showing my new design, the rear being a mirror image thereof;

FIG. 2 is a side elevational view taken from the right of FIG. 1;

FIG. 3 is a front elevational view of a second embodiment of the design of FIG. 1, the rear being a mirror image thereof and the thickness being the same as shown in FIG. 2.

FIG. 4 is a front elevational view of a third embodiment of the design of FIG. 1, the rear being a mirror image thereof;

FIG. 5 is a side elevational view taken from the left of FIG. 1.

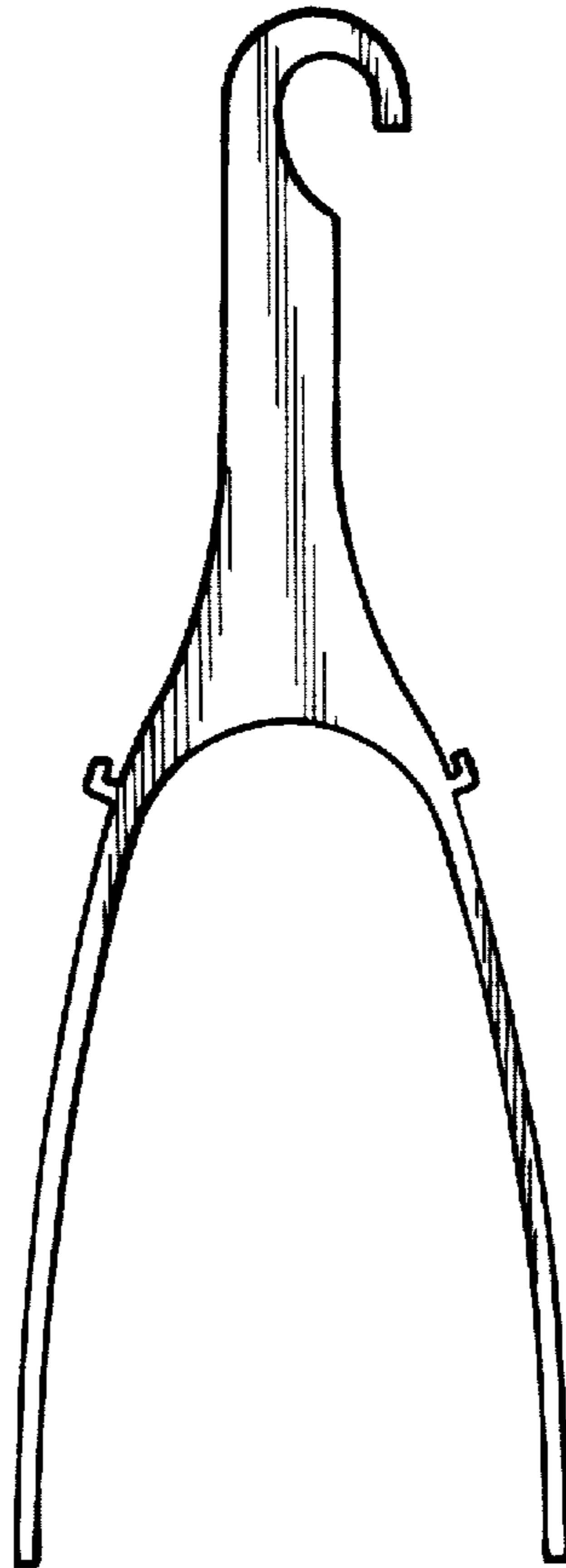


FIG. 1

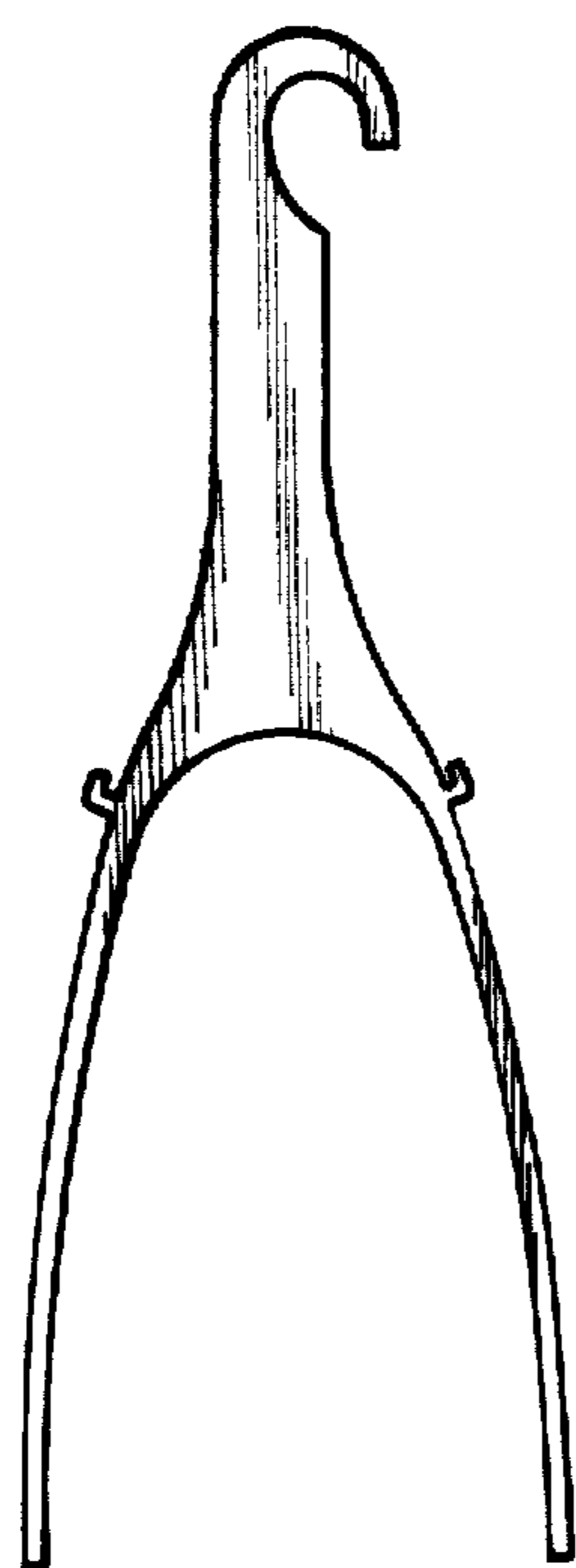


FIG. 2



FIG. 3

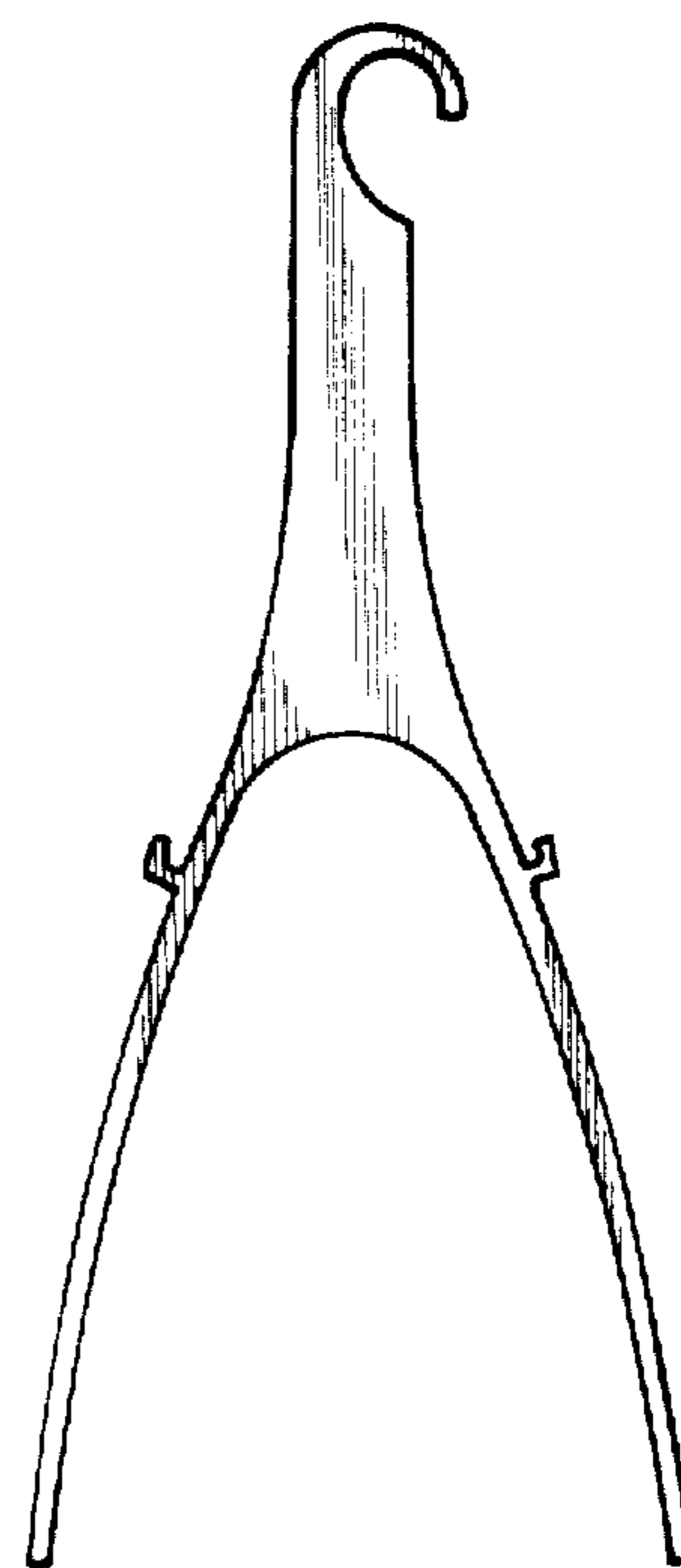


FIG. 5



FIG. 4

