

[54] FRAME FOR A TABLE

[76] Inventor: Karl Rausch, Im Rosengartle 15, 7500 Karlsruhe-Durlach, Fed. Rep. of Germany

[**] Term: 14 Years

[21] Appl. No.: 167,530

[22] Filed: Jul. 11, 1980

[30] Foreign Application Priority Data

Jan. 11, 1980 [DE] Fed. Rep. of Germany MR VIII/133

[51] Int. Cl. D6-06

[52] U.S. Cl. D6/191

[58] Field of Search D6/27, 175, 177-179

[56] References Cited

U.S. PATENT DOCUMENTS

D. 152,687	2/1949	Guild et al.	D6/178
D. 214,741	7/1969	Dean	D6/177
D. 243,376	2/1977	Scott	D6/175
D. 258,033	1/1981	Mioni	D6/177
D. 259,602	6/1981	Mioni	D6/175

OTHER PUBLICATIONS

Interiors, Mar. 1956, p. 124, Table right center.

Primary Examiner—Bruce W. Dunkins
Attorney, Agent, or Firm—Berman, Aisenberg & Platt

[57] CLAIM

The ornamental design for a frame for a table, as shown and described.

DESCRIPTION

FIG. 1 is a front perspective view of a frame for a table incorporating my new design in a first embodiment thereof;

FIG. 2 is a front perspective view of a second embodiment of a table incorporating my new design;

FIG. 3 is a front perspective view of a third embodiment of a table incorporating my new design;

FIG. 4 is an enlarged fragmentary depiction of the intersection of the outside portion of a leg with the table top supporting area of the table of the instant invention; and

FIG. 5 is an enlarged fragmentary depiction of the intersection of the leg with the inside portion of the table top supporting surface of the table of the instant invention.





FIG. 1.

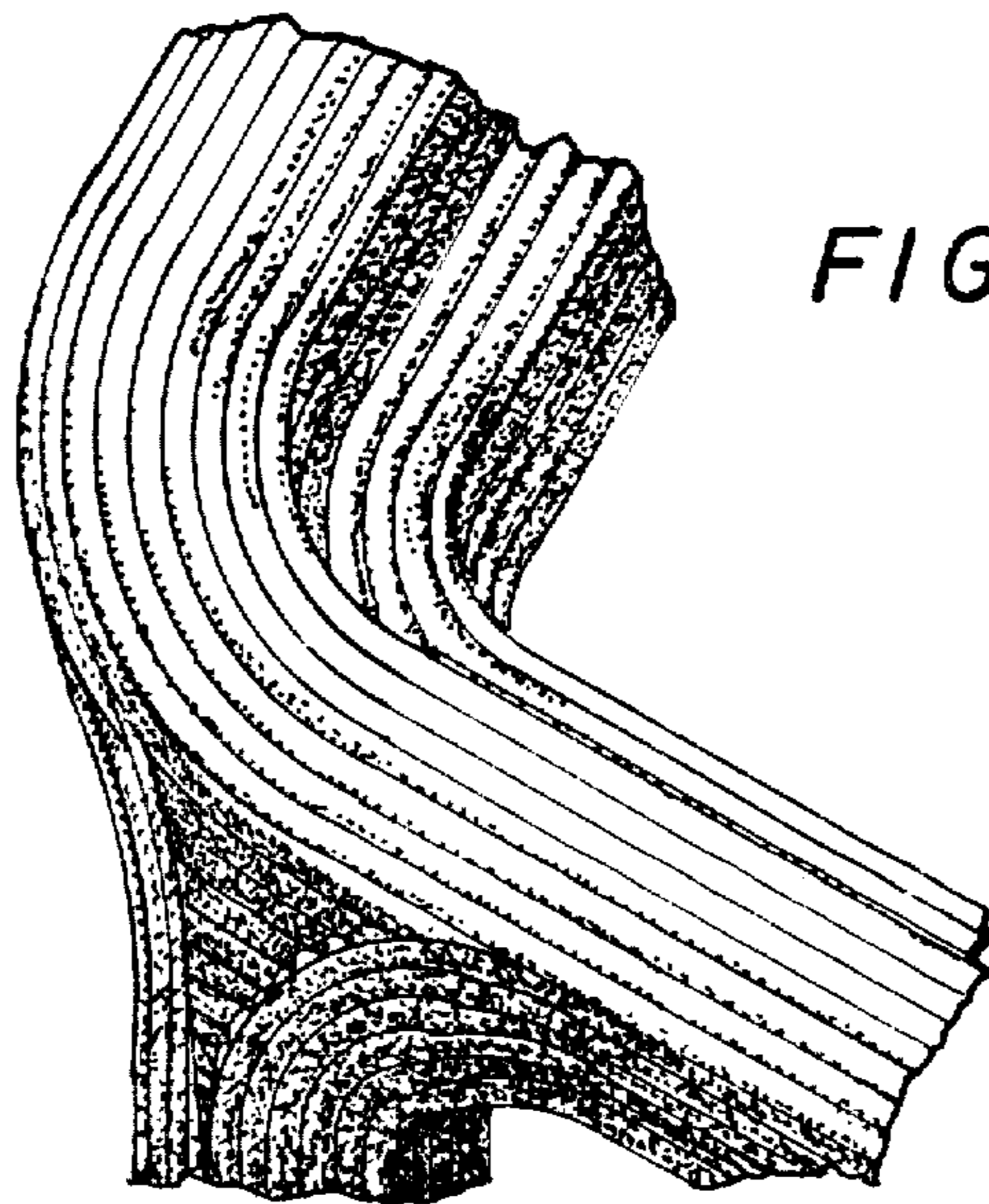




FIG. 4.

FIG. 2.



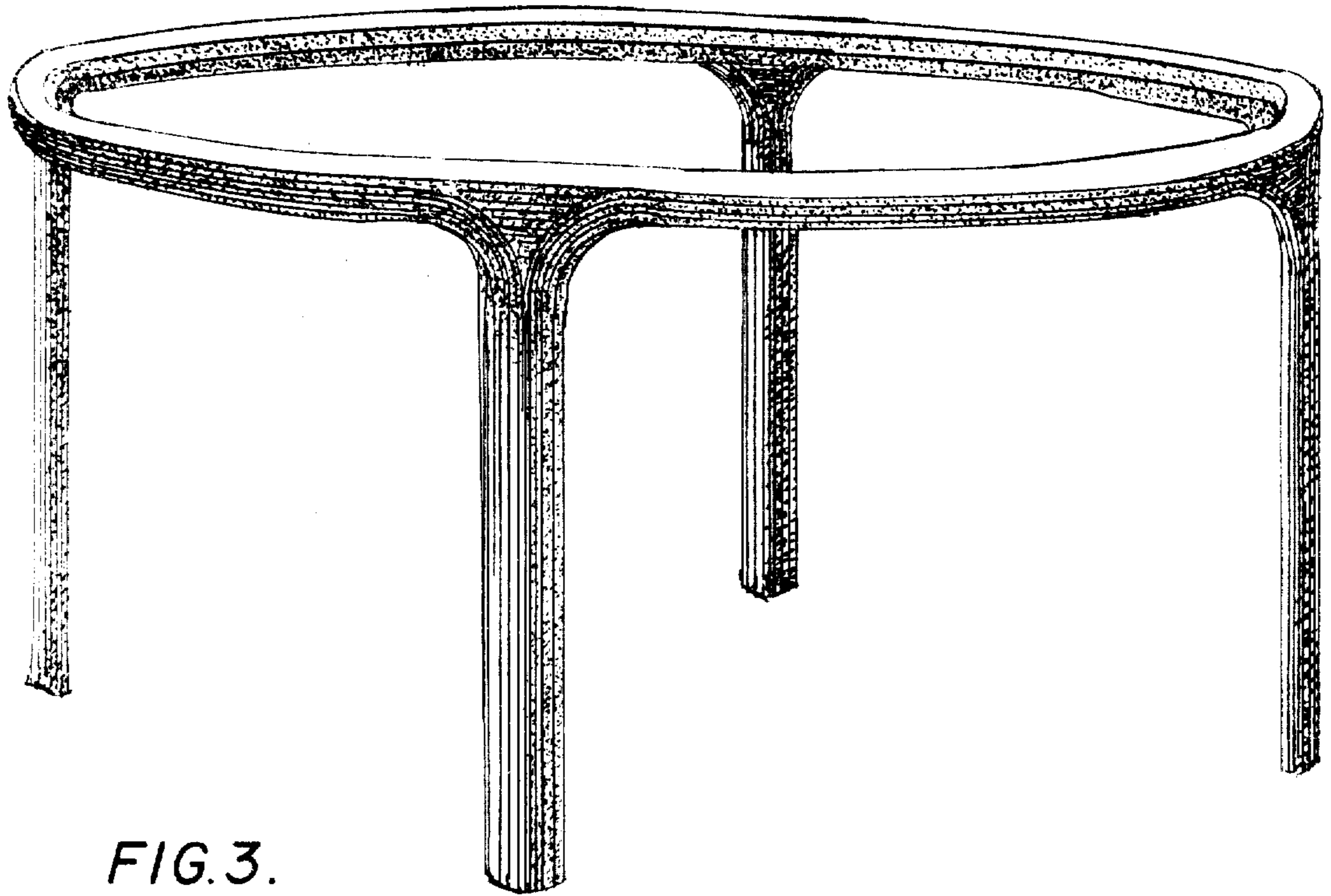


FIG. 3.

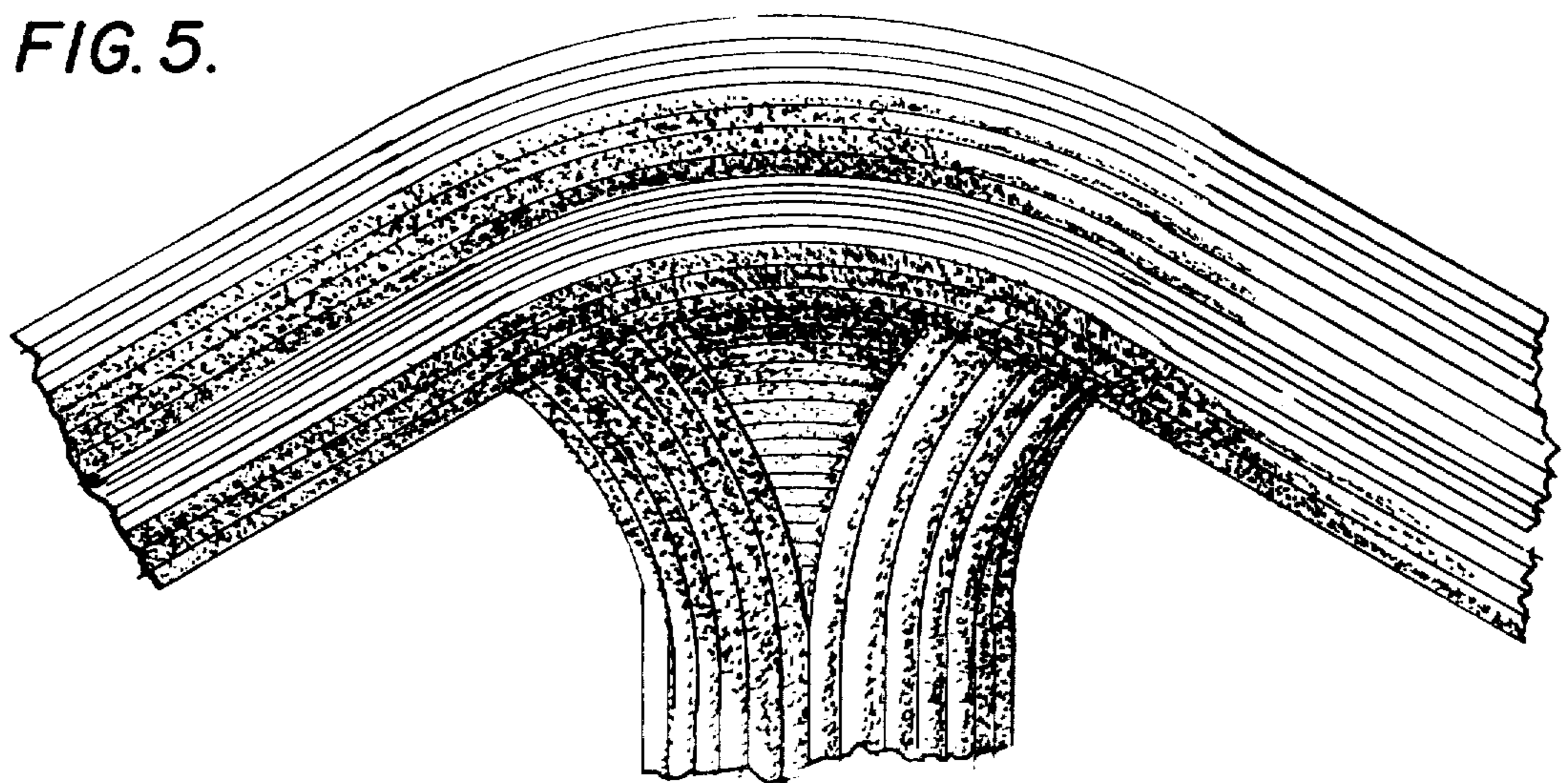


FIG. 5.