

[54] MASCARA SMUDGE SHIELD

[76] Inventor: **Beryl N. Watt**, 15 Oak Ave.,  
Tarrytown, N.Y. 10591

[\*\*] Term: **14 Years**

[21] Appl. No.: **444,838**

[22] Filed: **Nov. 29, 1982**

[51] Int. Cl. .... **D28—03**

[52] U.S. Cl. .... **D28/7; D11/2;**  
D11/26; D28/36; D28/99

[58] Field of Search ..... D28/4, 7, 9, 10, 36,  
D28/99; D11/2, 26, 29; D4/20; 2/11; 132/1 R,  
1 A, 88.5, 88.7

[56] **References Cited**

**U.S. PATENT DOCUMENTS**

D. 158,249	4/1950	Clafin	.....	D11/2
D. 257,400	10/1980	Cunningham	.....	D28/7
1,873,928	8/1932	Bohner	.....	132/88.5
1,907,476	5/1933	Ballard et al.	.....	132/88.5

2,441,947	5/1948	Welch	.....	D11/26 X
2,487,101	11/1949	Colby et al.	.....	132/88.5
3,343,552	9/1967	Steffen	.....	D28/7
3,485,251	12/1969	Brunet	.....	132/88.5

**FOREIGN PATENT DOCUMENTS**

14616 of 1890 United Kingdom ..... D11/26

*Primary Examiner*—Louis S. Zarfaz  
*Attorney, Agent, or Firm*—Eugene E. Geoffrey, Jr.

[57] **CLAIM**

The ornamental design for a mascara smudge shield, as shown and described.

**DESCRIPTION**

FIG. 1 is a perspective view of a mascara smudge shield showing my new design;

FIG. 2 is a side elevational view of a mascara smudge shield shown in FIG. 1;

FIG. 3 is a top plan view thereof; and

FIG. 4 is a left hand end view of a mascara smudge shield as shown in FIG. 2.

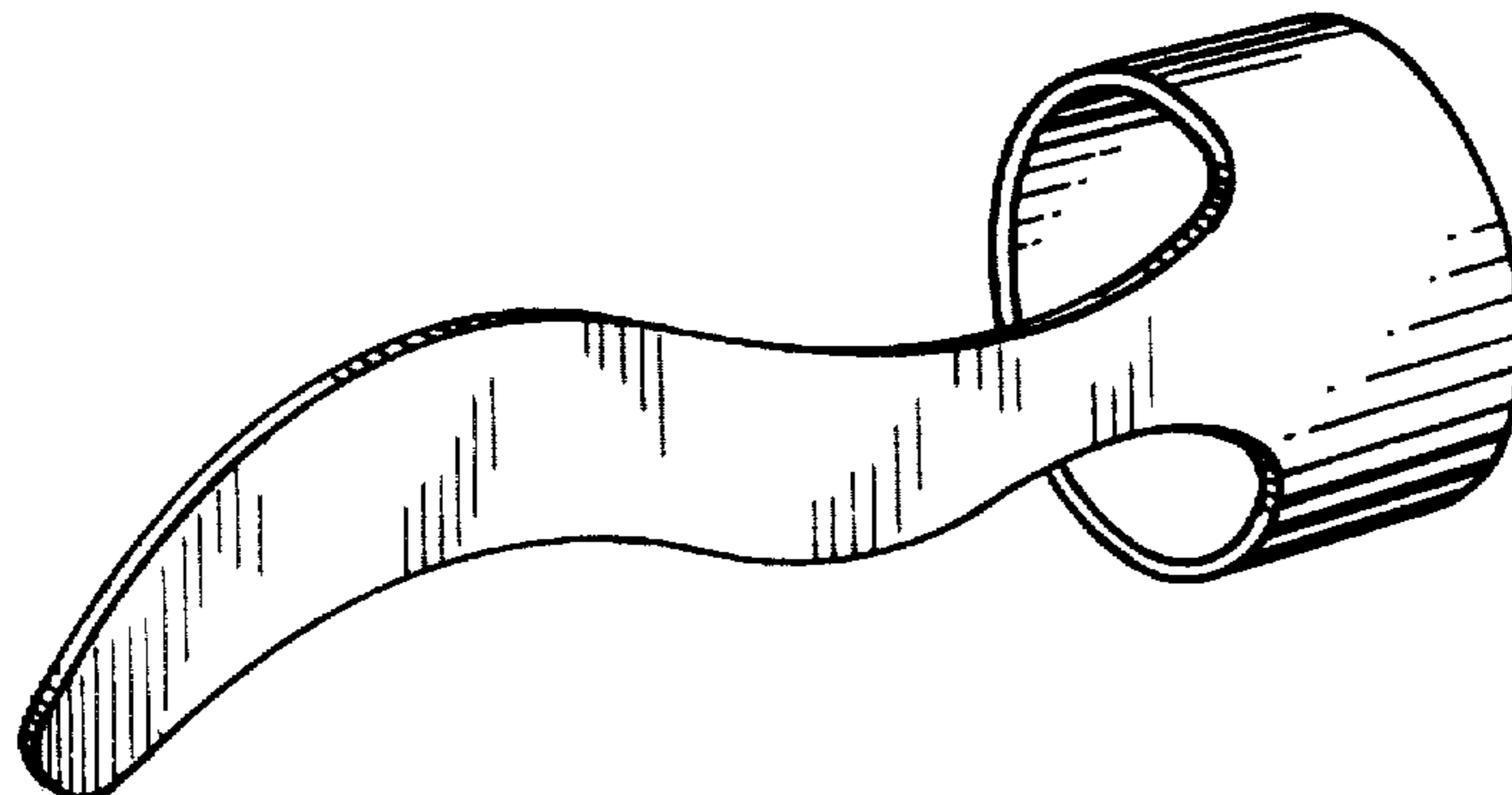


FIG. 1.

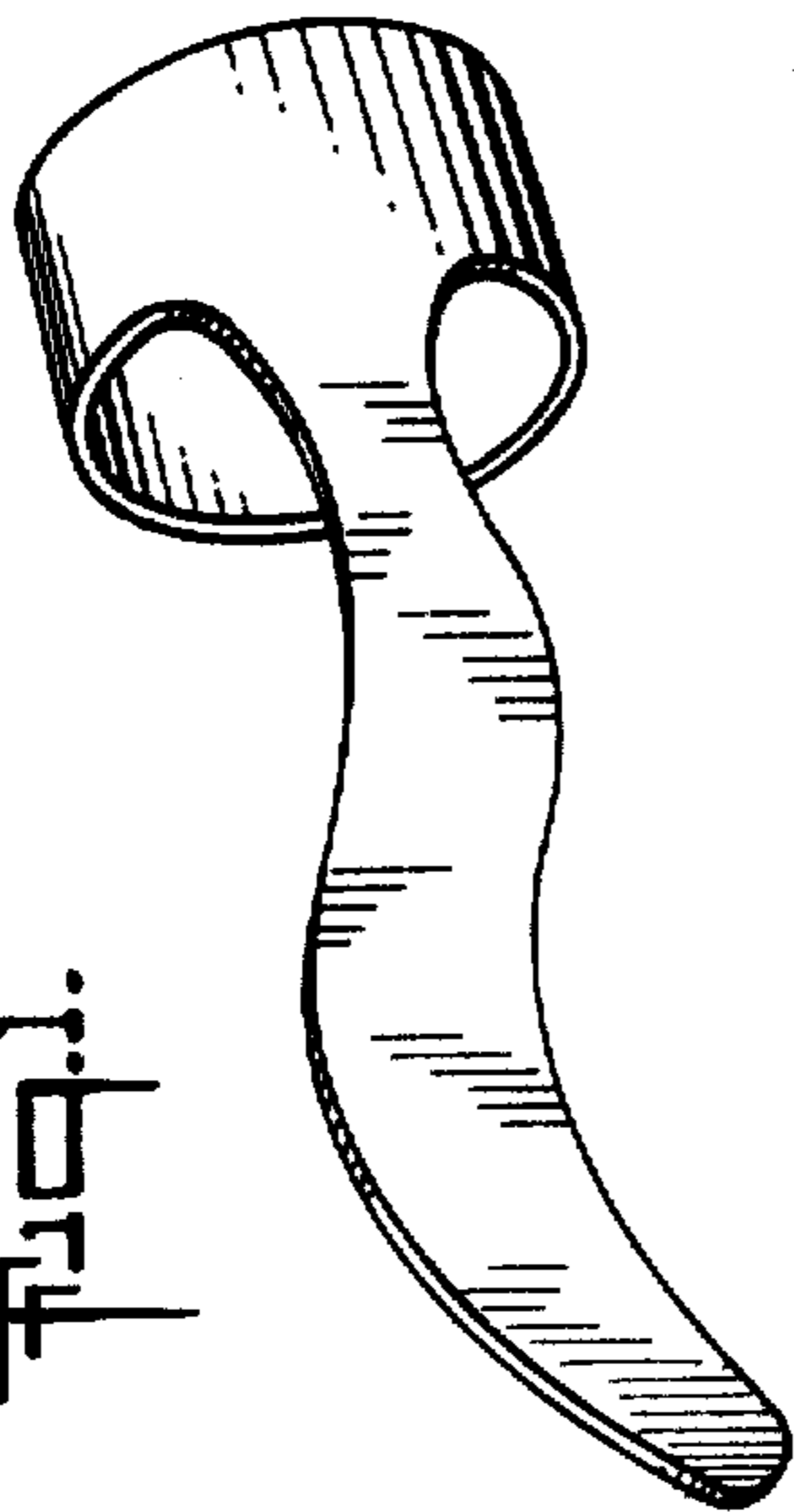


FIG. 2.

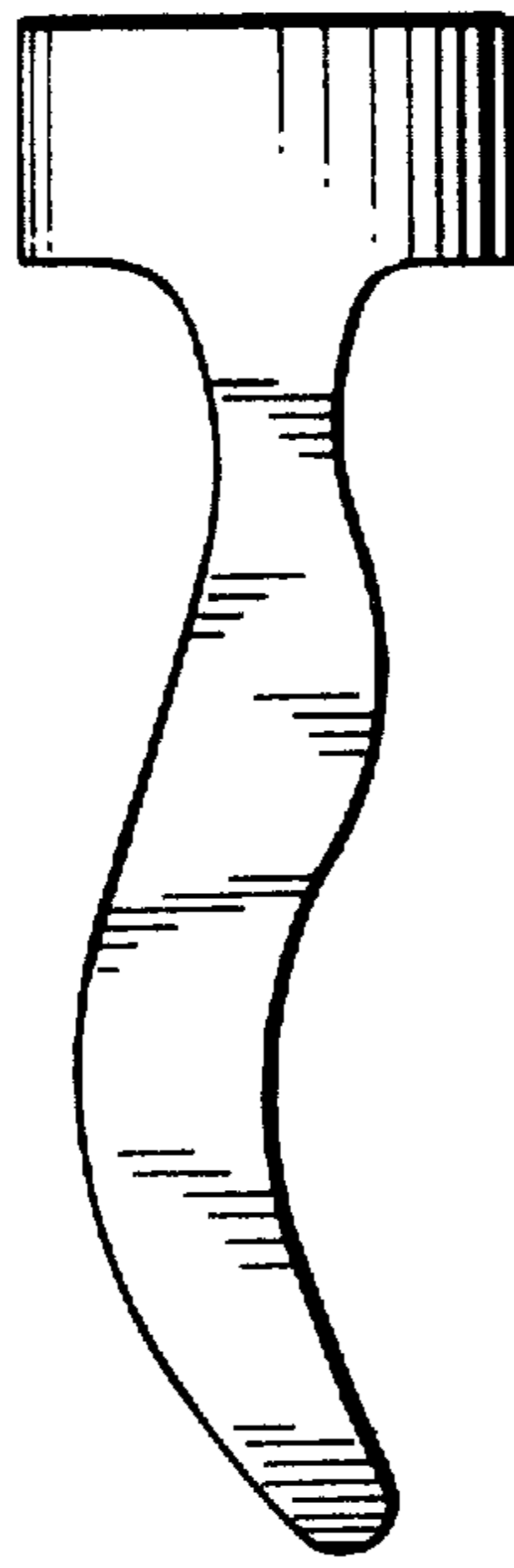


FIG. 4.




FIG. 3.

FIG. 4.

