

[54] SANITARY COUNTERTOP MACHINE FOR STORING AND DISPENSING PARTICULATE ICE AND FOR DISPENSING BEVERAGE

D. 260,996 9/1981 Cornett D15/116
D. 265,203 6/1982 Lents D15/111 X

[75] Inventor: Charles M. Lents, Leon Valley, Tex.

[73] Assignee: Stainless Ictainer Company, San Antonio, Tex.

[*] Notice: The portion of the term of this patent subsequent to Jun. 29, 1996 has been disclaimed.

[**] Term: 14 Years

[21] Appl. No.: 246,467

[22] Filed: Mar. 23, 1981

[51] Int. Cl. D15-08

[52] U.S. Cl. D7/305; D7/307; D15/80

[58] Field of Search D15/80, 82, 92, 98, D15/101, 99, 111, 112, 113, 115, 116, 119, 120, 121; D7/305, 307

[56] References Cited

U.S. PATENT DOCUMENTS

- D. 234,832 4/1975 Syverson D15/116
- D. 247,902 5/1978 Fudman D15/101
- D. 250,536 12/1978 Bourke D15/116

OTHER PUBLICATIONS

Institutions, Apr. 15, 1980, p. 18, Taylor Freezer Adv., center Machine and right Machine.

Foodservice Equipment Specialist, Oct. 1979, p. 31, Alco Food-Service Eqpt. Co. Adv., bottom r. Dispensing Machine.

Primary Examiner—Winifred E. Herrmann
Attorney, Agent, or Firm—Henry C. Kovar

[57] CLAIM

The ornamental design for a sanitary countertop machine for storing and dispensing particulate ice and for dispensing beverage, substantially as shown and described.

DESCRIPTION

FIG. 1 is a perspective view looking downward at the front, left side and top of a sanitary countertop machine for storing and dispensing particulate ice and for dispensing beverage, showing my new design;

FIG. 2 is a front elevational view thereof;

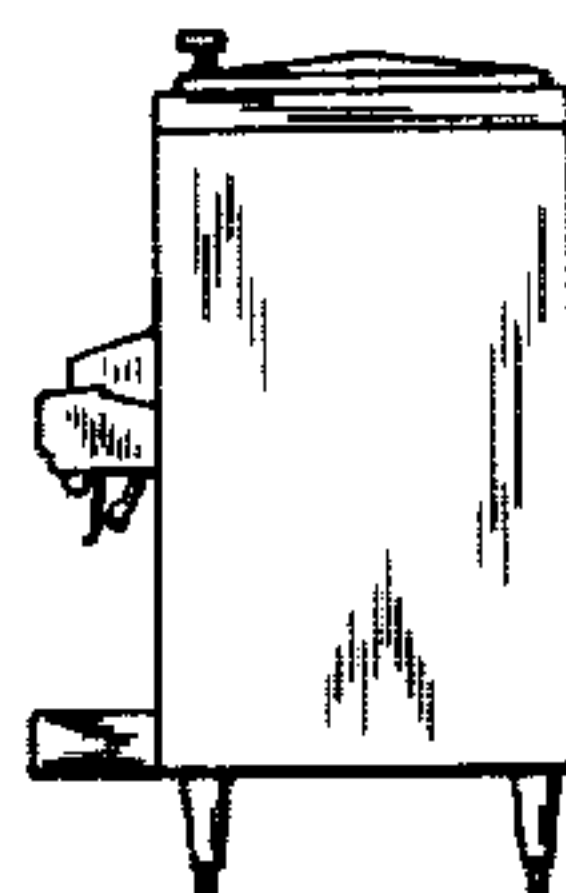

FIG. 3 is a side elevational view of the right side thereof;

FIG. 4 is a side elevational view of the left side thereof;

FIG. 5 is a rear elevational view thereof; and

FIG. 6 is a top plan view thereof;

The bottom is substantially planar and unornamented.






FIG. 1

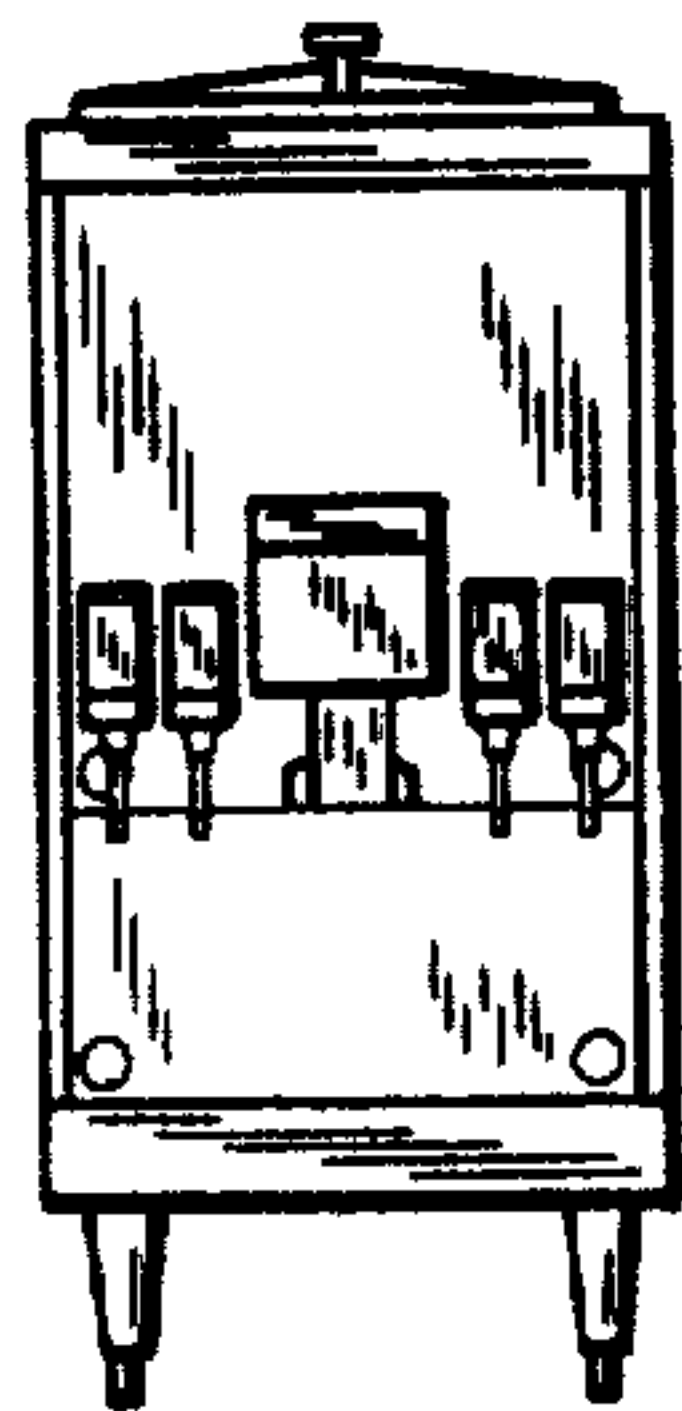


FIG. 2

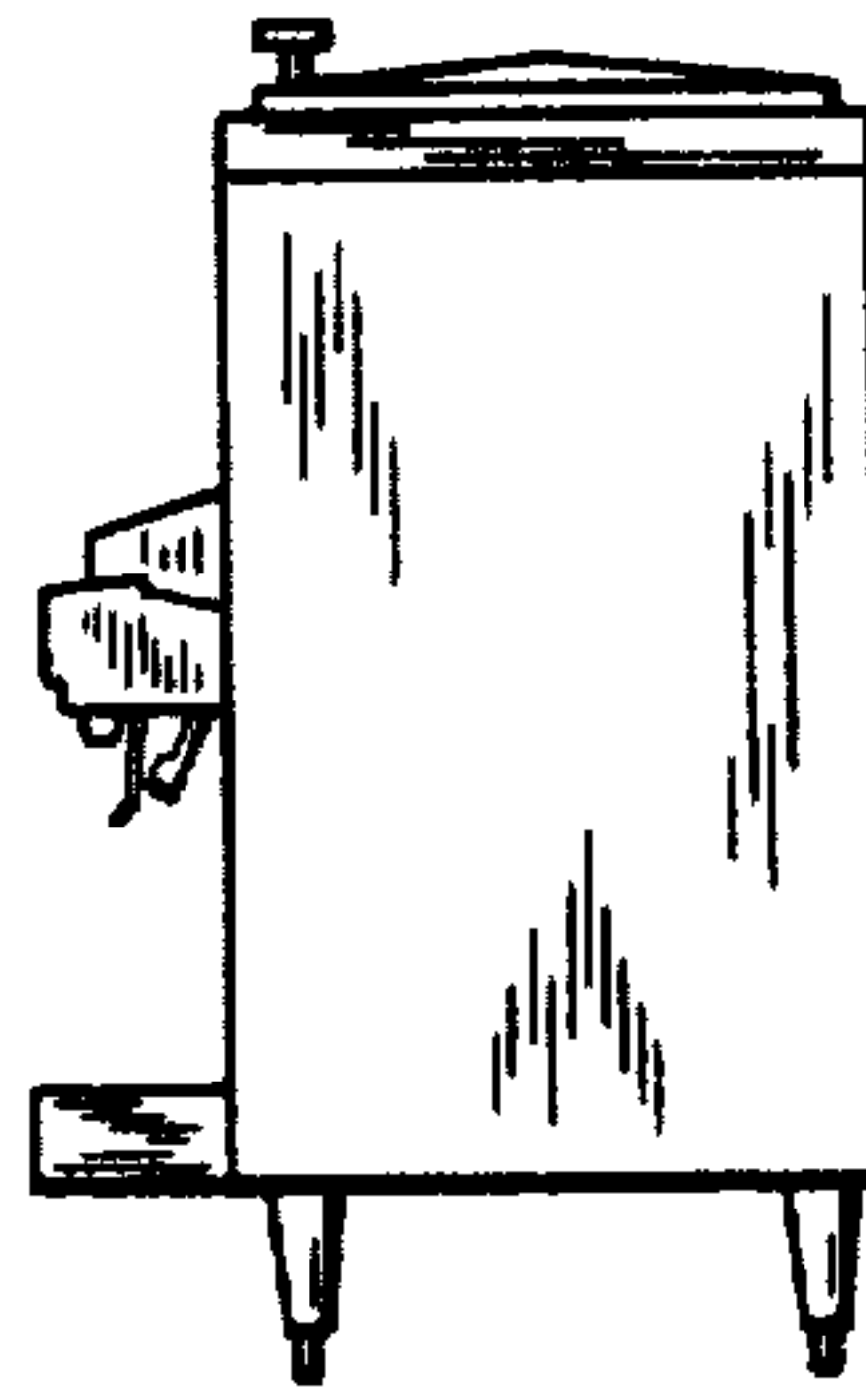


FIG. 3

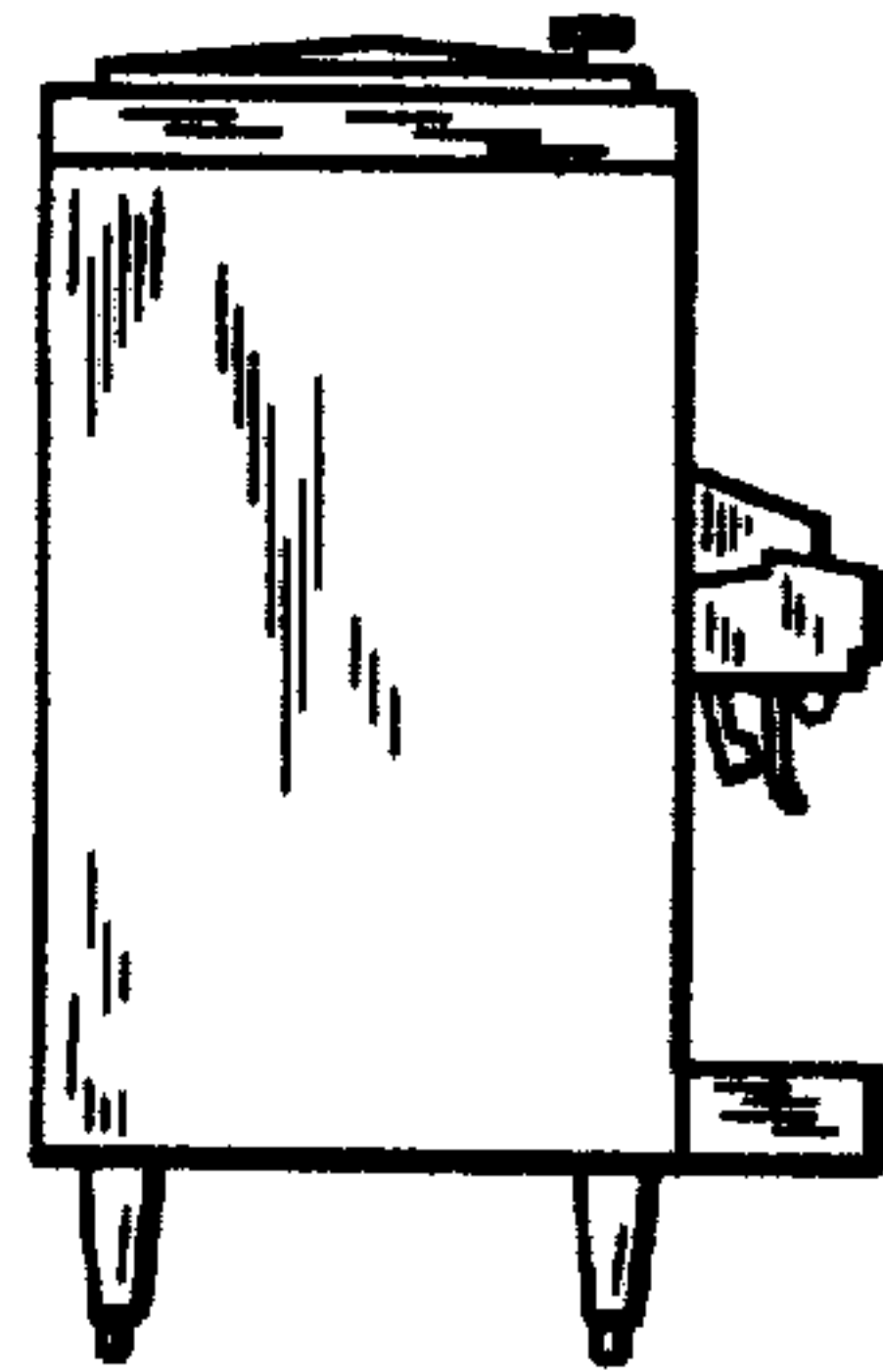


FIG. 4



FIG. 5




FIG. 6