

[54] TABLE

[76] Inventors: **Ralph Lerner**, 9 Ericsson St., Belmont, Mass. 02178; **Mark Cigolle**, 94 Mercer St., New York, N.Y. 10012

[**] Term: **14 Years**

[21] Appl. No.: **315,170**

[22] Filed: **Oct. 26, 1981**

[51] Int. Cl. **D6-03**

[52] U.S. Cl. **D6/175**

[58] Field of Search **D6/27, 146-149, D6/175, 177-179**

[56] **References Cited**

U.S. PATENT DOCUMENTS

D. 228,432 9/1973 Cross, Jr. D6/177

D. 240.184 6/1976 Neuschaefer D6/177 X
D. 250.312 11/1978 Duke et al. D6/177

OTHER PUBLICATIONS

Selig Tables, Mar. 23, 1973, P. L338, Table No. 88-D6.

Primary Examiner—Bruce W. Dunkins
Attorney, Agent, or Firm—Charles E. Temko

[57] **CLAIM**

The ornamental design for a table, substantially as shown and described.

DESCRIPTION

FIG. 1 is a top plan view of a table showing our new design;

FIG. 2 is a bottom plan view thereof;

FIG. 3 is a side elevational view thereof, the opposite side being the same; and

FIG. 4 is an end elevational view, the opposite end being the same.

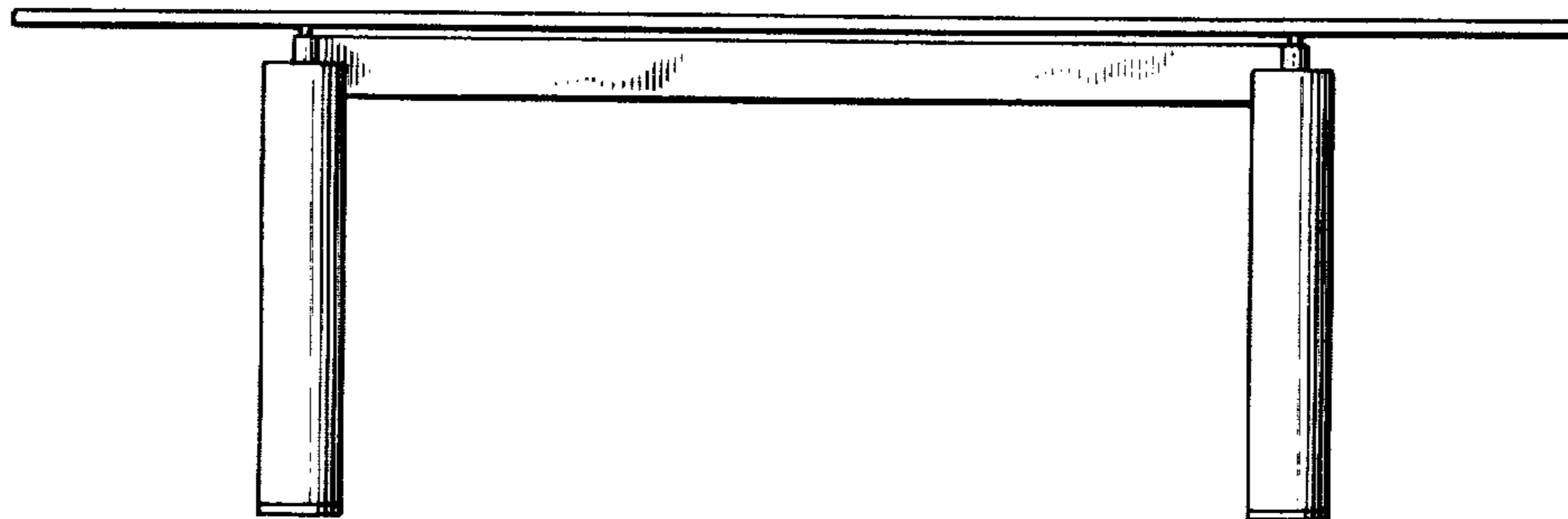


FIG. 1.

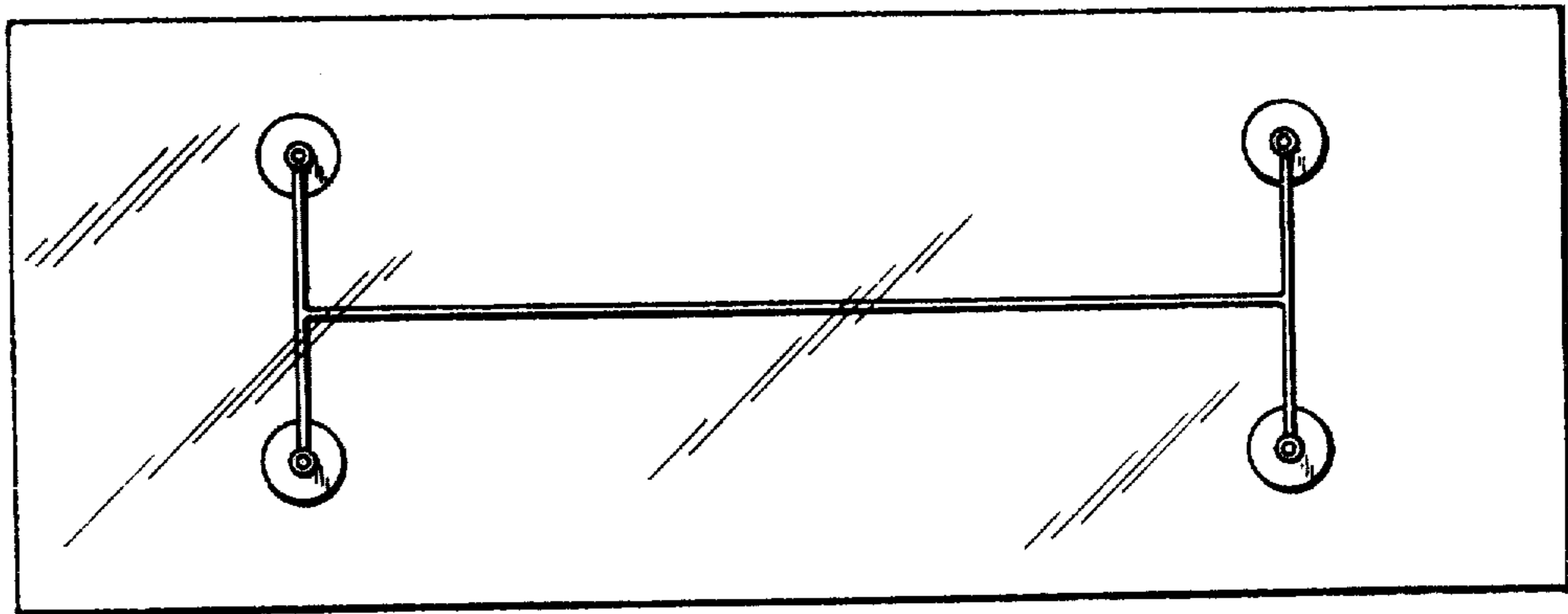


FIG. 2.

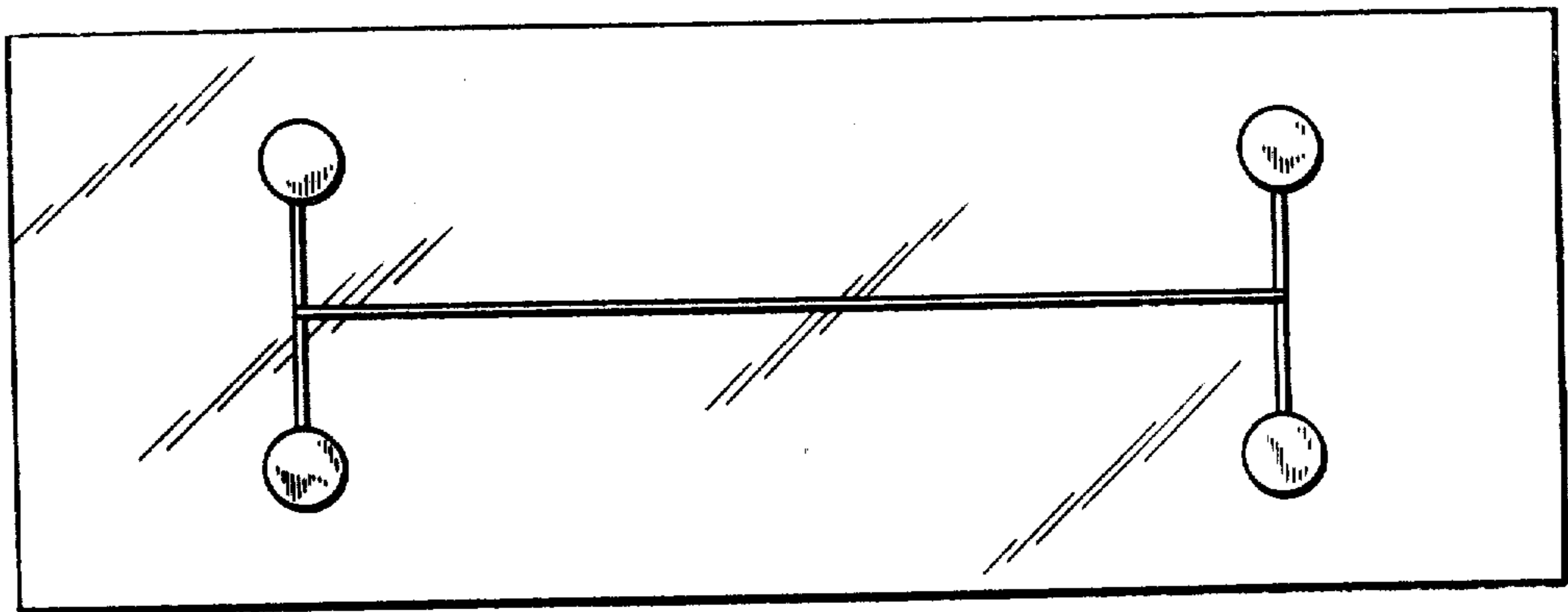


FIG. 3.




FIG. 4.

