

[54] **CEILING FAN COVER PLATE**

[75] Inventor: **Yau Yung, Chaiwan, Hong Kong**

[73] Assignee: **Shell Electric Manufacturing Co., Ltd., Chaiwan, Hong Kong**

[**] Term: **14 Years**

[21] Appl. No.: **321,324**

[22] Filed: **Nov. 13, 1981**

[30] **Foreign Application Priority Data**
 May 13, 1981 [GB] United Kingdom 1000456

[51] Int. Cl. **D23-04**

[52] U.S. Cl. **D23/163**

[58] Field of Search **D23/151-166;**
D26/51, 59, 72; 416/5, 20 A, 206, 210 R,
241-248

[56] **References Cited**

U.S. PATENT DOCUMENTS

D. 256,614 8/1980 Hoyt D23/163

D. 262,570 1/1982 Lock D23/158

D. 263,499 3/1982 Markowitz D23/163

D. 267,195 12/1982 Gomes D23/163

D. 267,196 12/1982 Gomes D23/163

OTHER PUBLICATIONS

Home Lighting & Accessories, Apr. 1980, p. 29, center left item.

Moss Manufacturing, Inc., "The Heirloom Collection" brochure, dated Jun. 12, 1980, front cover.

Perievlum, "The Ceiling Fan Specialists", brochure, dated Jun. 12, 1980, front cover.

Primary Examiner—James R. Largen
Attorney, Agent, or Firm—Wenderoth, Lind & Ponack

[57] **CLAIM**

The ornamental design for a ceiling fan cover plate, as shown and described.


DESCRIPTION

FIG. 1 is a plan view of a ceiling fan cover plate showing my new design;

FIG. 2 is a side elevational view thereof; and

FIG. 3 is a perspective view thereof.

The broken line representation of a ceiling fan in FIG. 3 is for purposes of illustration only.






FIG. 1



FIG. 2

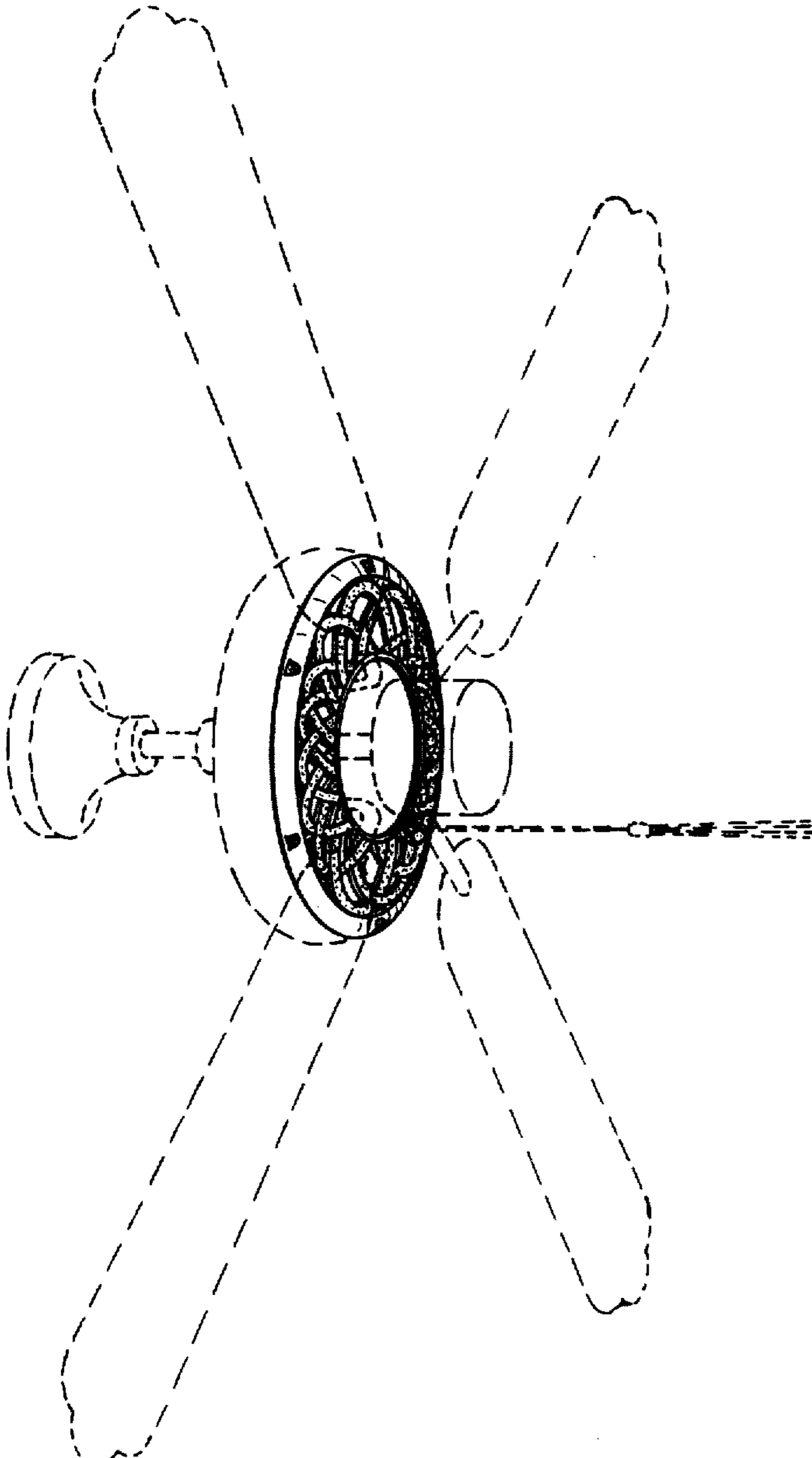


FIG. 3