

[54] WATER CLOSET

[75] Inventors: Donald W. Doman, Janesville; Norman J. Jaeckels, Sheboygan, both of Wis.

[73] Assignee: Kohler Co., Kohler, Wis.

[**] Term: 14 Years

[21] Appl. No.: 313,730

[22] Filed: Oct. 22, 1981

[51] Int. Cl. D23-02

[52] U.S. Cl. D23/65

[58] Field of Search D23/48, 8, 65-67; 4/300, 353, 420, 421

[56] References Cited

U.S. PATENT DOCUMENTS

- 182,453 8/1980 Doman et al. .
- 185,618 6/1959 Teague et al. .
- 188,750 9/1960 Swann .
- 198,018 4/1964 Wadsworth .
- 198,431 6/1964 Armstrong .
- 199,235 9/1964 Tiller .
- D. 200,461 3/1965 Mox D23/65
- 224,108 7/1972 Doman .
- 226,910 5/1973 Doman .
- 250,202 11/1978 Doman et al. .

- D. 262,989 2/1982 Stair, Jr. D23/65
- D. 268,786 4/1983 Doman et al. D23/65

OTHER PUBLICATIONS

Photograph, and page from American Standard Advertising Brochure dated Nov., 1979 and entitled "Toilet/Bidets", showing the Ellisse Toilet.

Page C-4 from an undated Eljer catalog showing the Silette and Estate Water Closets, admittedly prior art. Pages 3-4 from an unidentified catalog, undated, admittedly prior art, showing the Concord and Carlyle Water Closets.

Primary Examiner—James R. Largen
Attorney, Agent, or Firm—Quarles & Brady

[57] CLAIM

The ornamental design for a water closet, as shown and described.

DESCRIPTION

FIG. 1 is a perspective view of a water closet showing our new design;
FIG. 2 is a top plan view thereof;
FIG. 3 is a front elevational view thereof;
FIG. 4 is a left side elevational view thereof; and
FIG. 5 is a right side elevational view thereof.
The broken line representation of fitting holes in FIGS. 1, 2 and 4 are for purposes of illustration only.






FIG. 1

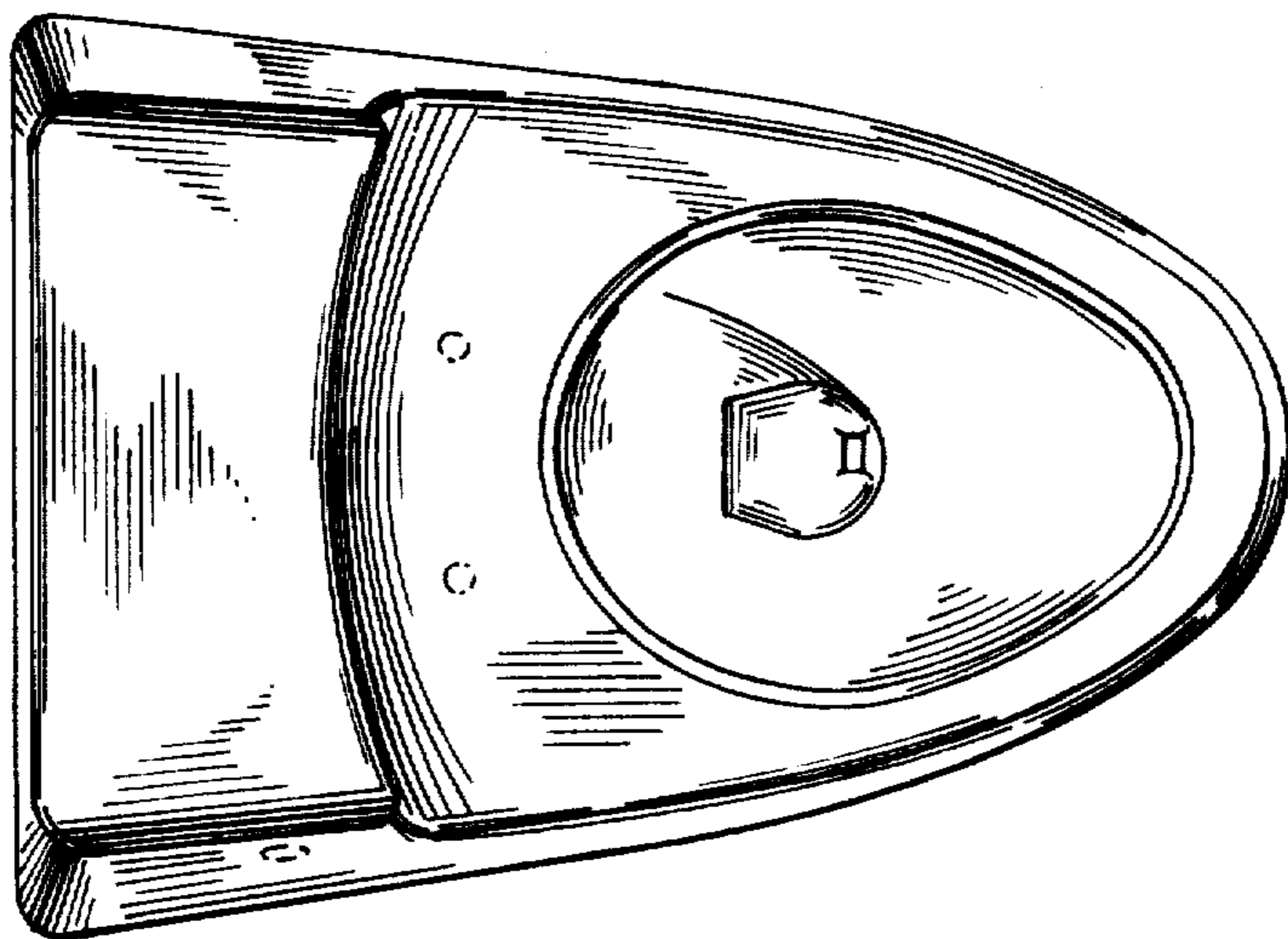


FIG. 2

FIG.3

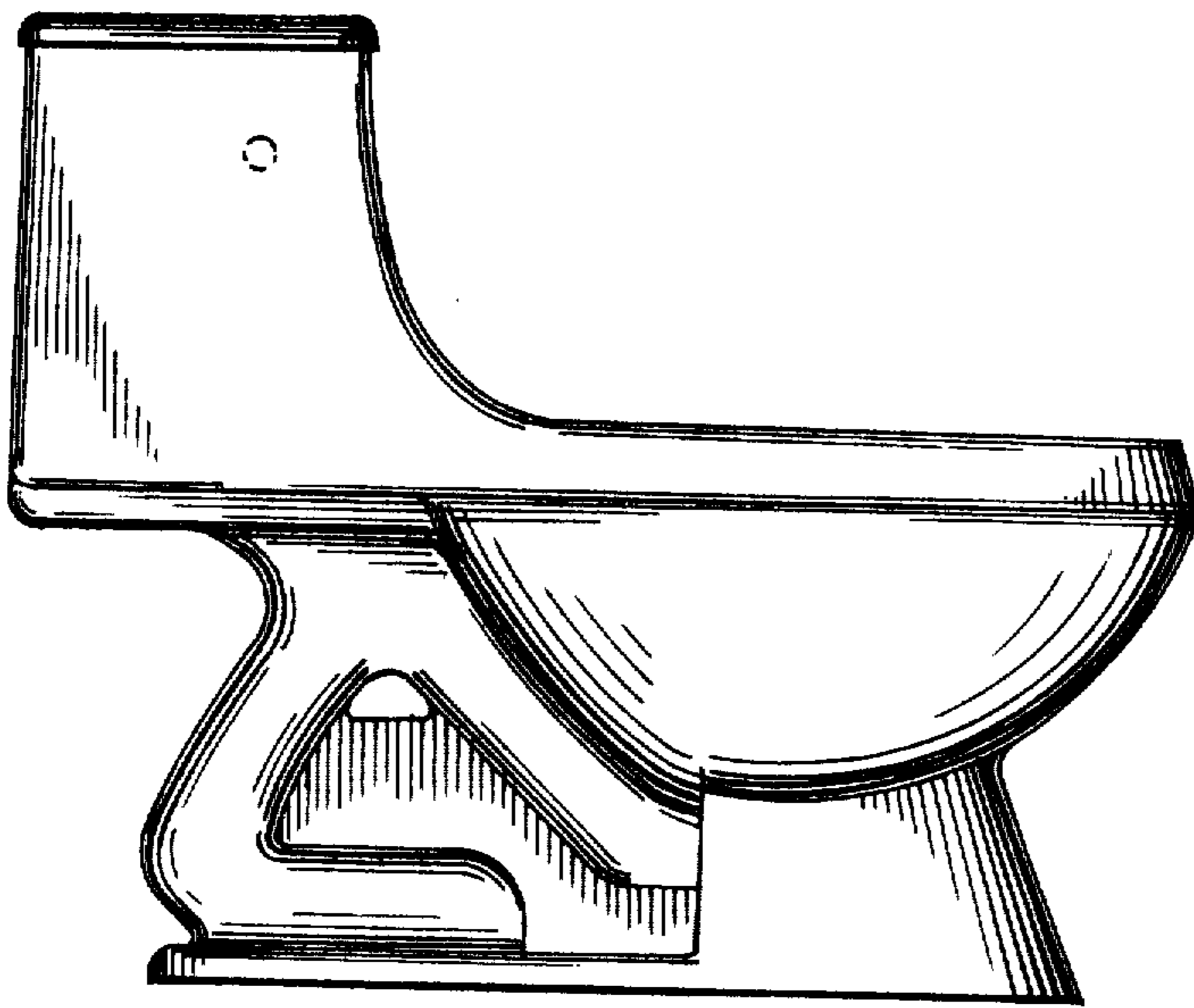



FIG.4

FIG.5

