

[54] COMBINATION LOCK
 [75] Inventor: Hisashi Saitoh, Kasugai, Japan
 [73] Assignee: Saikosha Works Ltd., Kasugai, Japan
 [**] Term: 14 Years
 [21] Appl. No.: 235,384
 [22] Filed: Feb. 17, 1981

[30] Foreign Application Priority Data
 Oct. 24, 1980 [JP] Japan 55-44749

[51] Int. Cl. D8-07
 [52] U.S. Cl. D8/339
 [58] Field of Search D8/330, 339, 333;
 70/30, 18

[56] References Cited
 U.S. PATENT DOCUMENTS
 D. 221,375 8/1971 Saito D8/339
 D. 223,228 4/1972 Padleckas D8/339

D. 239,079 3/1976 Saito D8/339
 D. 241,804 10/1976 Kawakami D8/333
 1,017,313 2/1912 Quaintance 70/18
 1,177,093 3/1916 Evans 70/30
 1,627,462 5/1927 Rohmer 70/30
 4,302,955 12/1981 Kawakami 70/30

Primary Examiner—Wallace R. Burke
 Assistant Examiner—Horace B. Fay, Jr.
 Attorney, Agent, or Firm—Jordan and Hamburg

[57] CLAIM

The ornamental design for a combination lock, as shown and described.

DESCRIPTION

FIG. 1 is a front view of a combination lock showing my new design;
 FIG. 2 is a rear view thereof;
 FIG. 3 is a plan view thereof;
 FIG. 4 is a bottom view thereof;
 FIG. 5 is a right end view thereof;
 FIG. 6 is a left end view thereof;
 FIG. 7 is an exploded perspective view thereof.

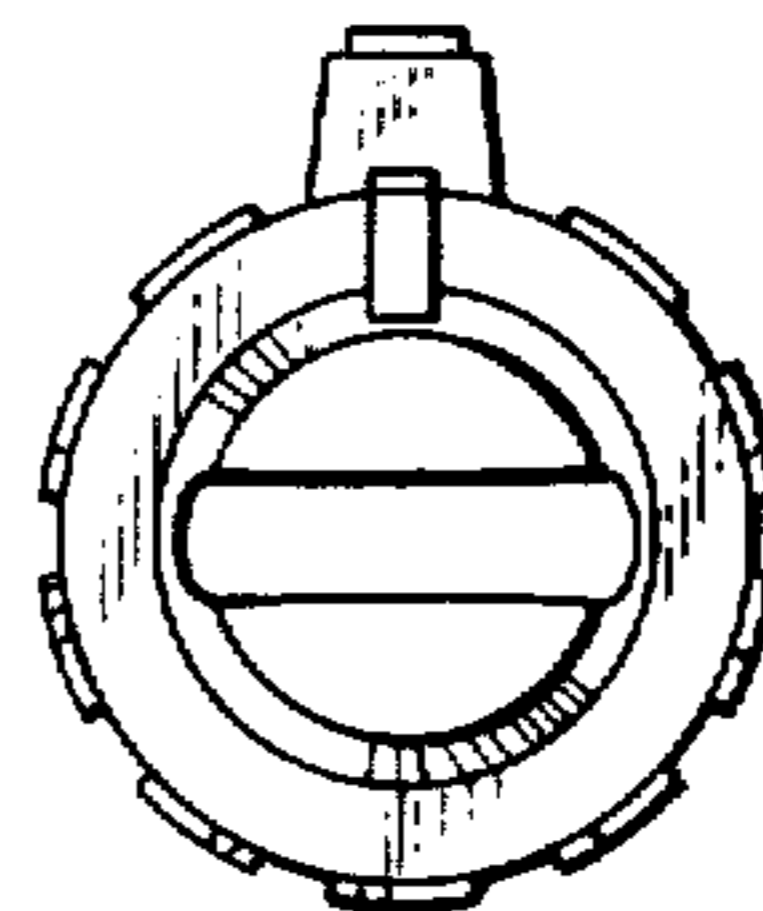



FIG. 1




FIG. 2




FIG. 3

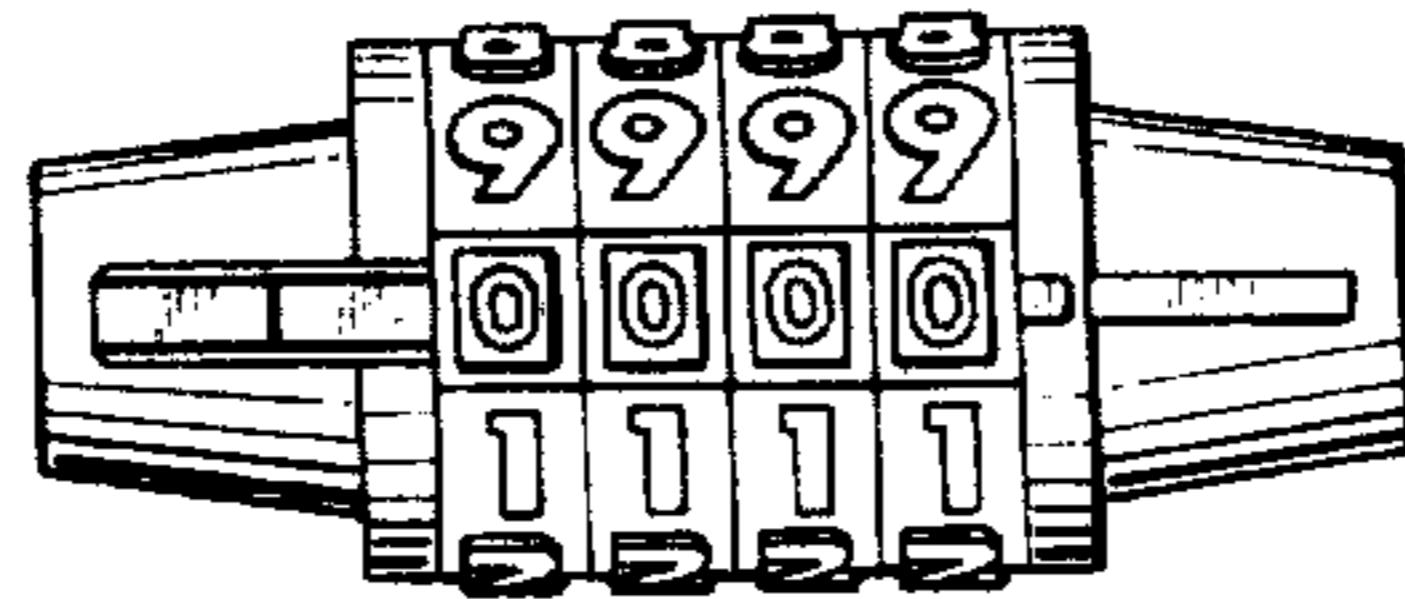


FIG. 4

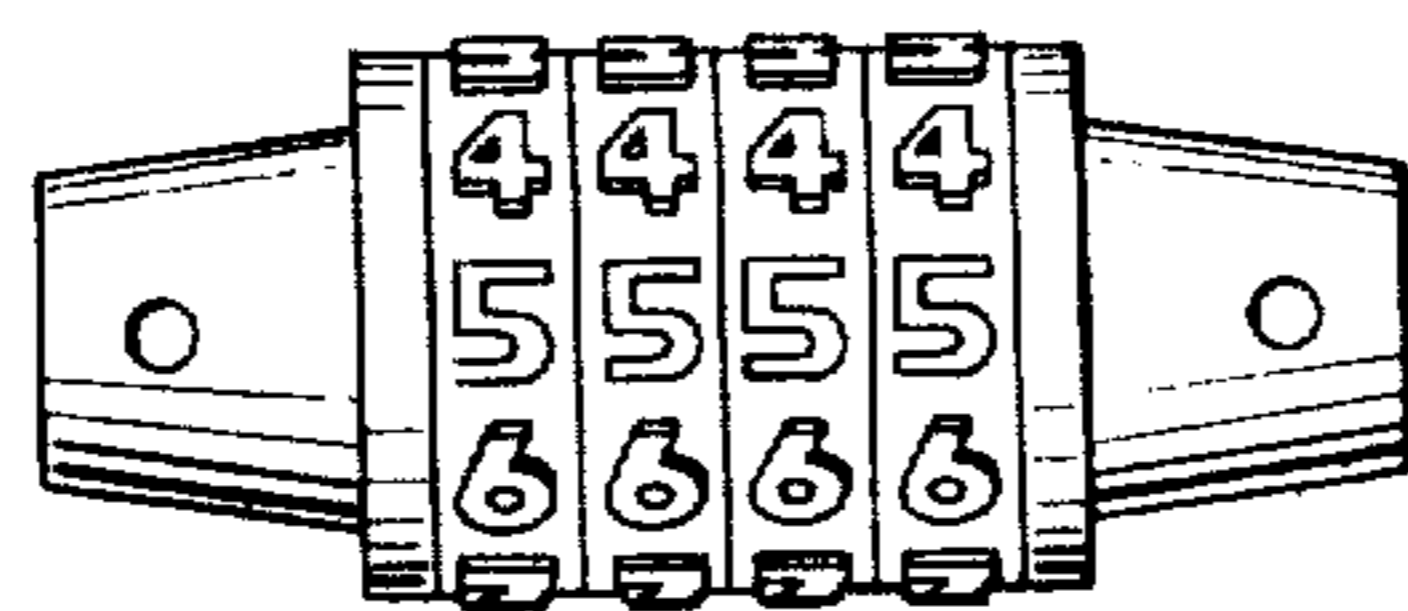


FIG. 5

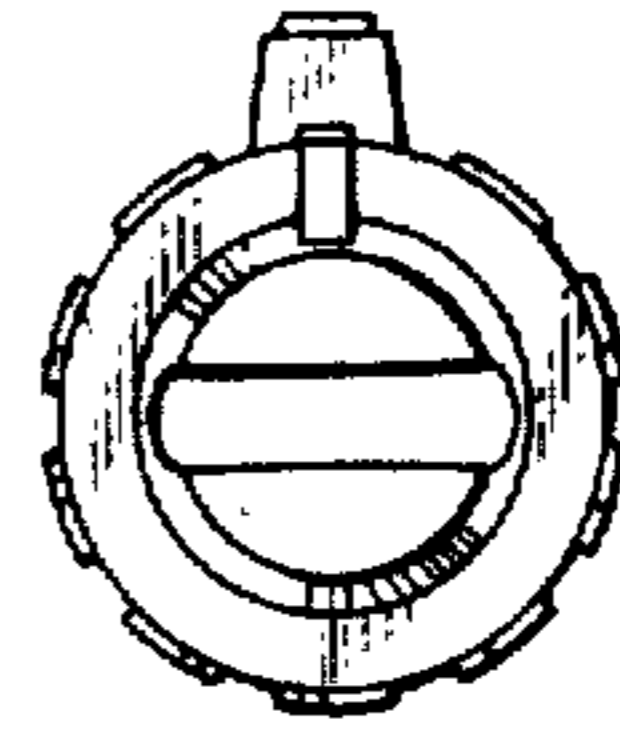


FIG. 6

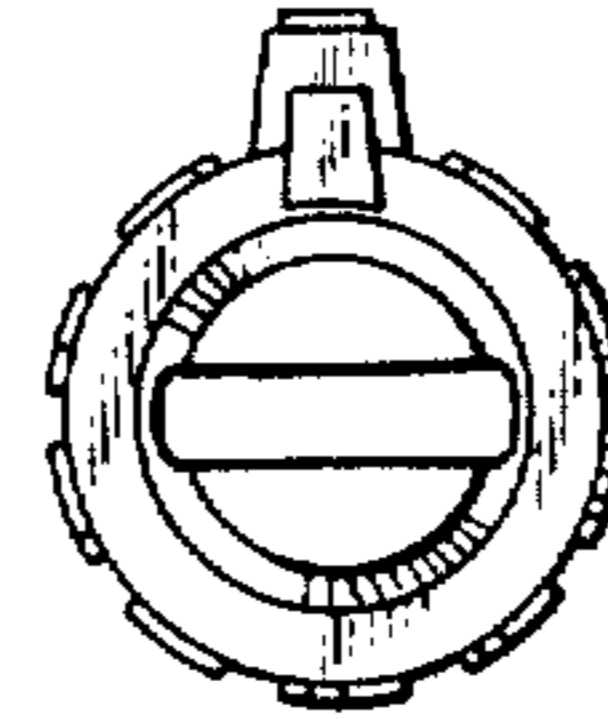


FIG. 7

