

[54] FLAT COOKING PANEL

[75] Inventors: **Roland Vetter**, Giengen; **Rolf Feil**,
Günzburg-Reisenburg, both of Fed.
Rep. of Germany

[73] Assignee: **Bosch-Siemens Hausgeräte GmbH**,
Stuttgart, Fed. Rep. of Germany

[**] Term: **14 Years**

[21] Appl. No.: **313,618**

[22] Filed: **Oct. 21, 1981**

[30] Foreign Application Priority Data

Apr. 23, 1981 [DE] Fed. Rep. of Germany MR 5288

[51] Int. Cl. **D7-02**

[52] U.S. Cl. **D7/363**

[58] Field of Search **D7/346, 363, 348;**
126/39 E, 211, 273 R, 37 A, 39 J, 39 K; 99/339;
431/191-194

[56] References Cited

U.S. PATENT DOCUMENTS

D. 194,137	11/1962	Jenn et al.	D7/346
D. 236,183	8/1975	Gregor	D7/363
D. 239,494	4/1976	Barnes	D7/363
4,020,821	5/1977	Reid, Jr. et al.	126/39 E


Primary Examiner—Catherine E. Kemper
Assistant Examiner—Lynn Wilder
Attorney, Agent, or Firm—Herbert L. Lerner; Laurence
A. Greenberg

[57] CLAIM

The ornamental design for a flat cooking panel, as
shown and described.

DESCRIPTION

FIG. 1 is a perspective front and side view of the flat
cooking panel of the invention;
FIG. 2 is a plan view thereof;
FIG. 3 is a front elevational view thereof; and
FIG. 4 is a left side elevational view of FIG. 3, the right
side elevational view being a mirror image thereof.






FIG. 1




FIG. 2




FIG. 3



FIG. 4