

[54] CONTAINER AND RACK FOR PIPETTE TIPS OR SIMILAR ARTICLE

[75] Inventors: David J. Lemieux, Middleton, Mass.; Kenneth Rainin, Piedmont, Calif.

[73] Assignee: Rainin Instrument Co., Inc., Woburn, Mass.

[**] Term: 14 Years

[21] Appl. No.: 250,139

[22] Filed: Apr. 3, 1981

[51] Int. Cl. D24-02

[52] U.S. Cl. D24/32; D24/31; D6/188; D9/341

[58] Field of Search D6/188, 189; D24/31, D24/32; 206/45.34, 45.19, 443; 211/74, 69, 72, 71; D9/421, 341, 345

[56] References Cited

U.S. PATENT DOCUMENTS

D. 233,758	6/1972	Berg	D24/31
D. 245,118	7/1977	Heaton	D24/32
3,390,783	7/1968	Quackenbush, Jr.	206/443 X
3,563,370	2/1971	Nozette	206/45.34 X
3,987,892	10/1976	Killy	206/443 X
4,136,773	1/1979	Booth	211/69 X

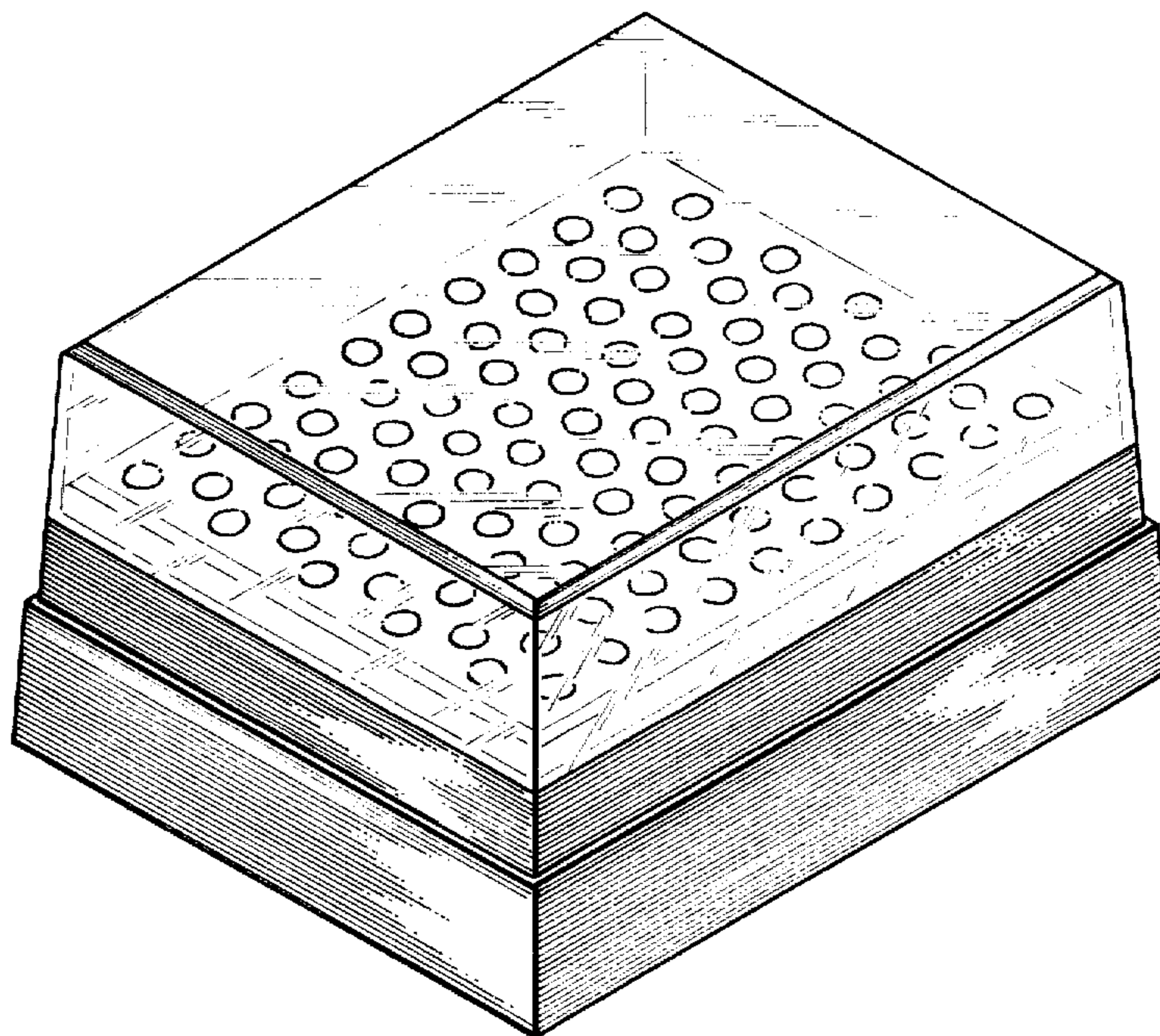
Primary Examiner—Bernard Ansher

[57] CLAIM

The ornamental design for a container and rack for pipette tips or similar article, substantially as shown.

DESCRIPTION

FIG. 1 is a perspective view of a container and rack for pipette tips or similar article showing our new design. FIG. 2 is a top plan view; FIG. 3 is a front or rear elevational view; FIG. 4 is a left or right side elevational view; and FIG. 5 is a bottom plan view.



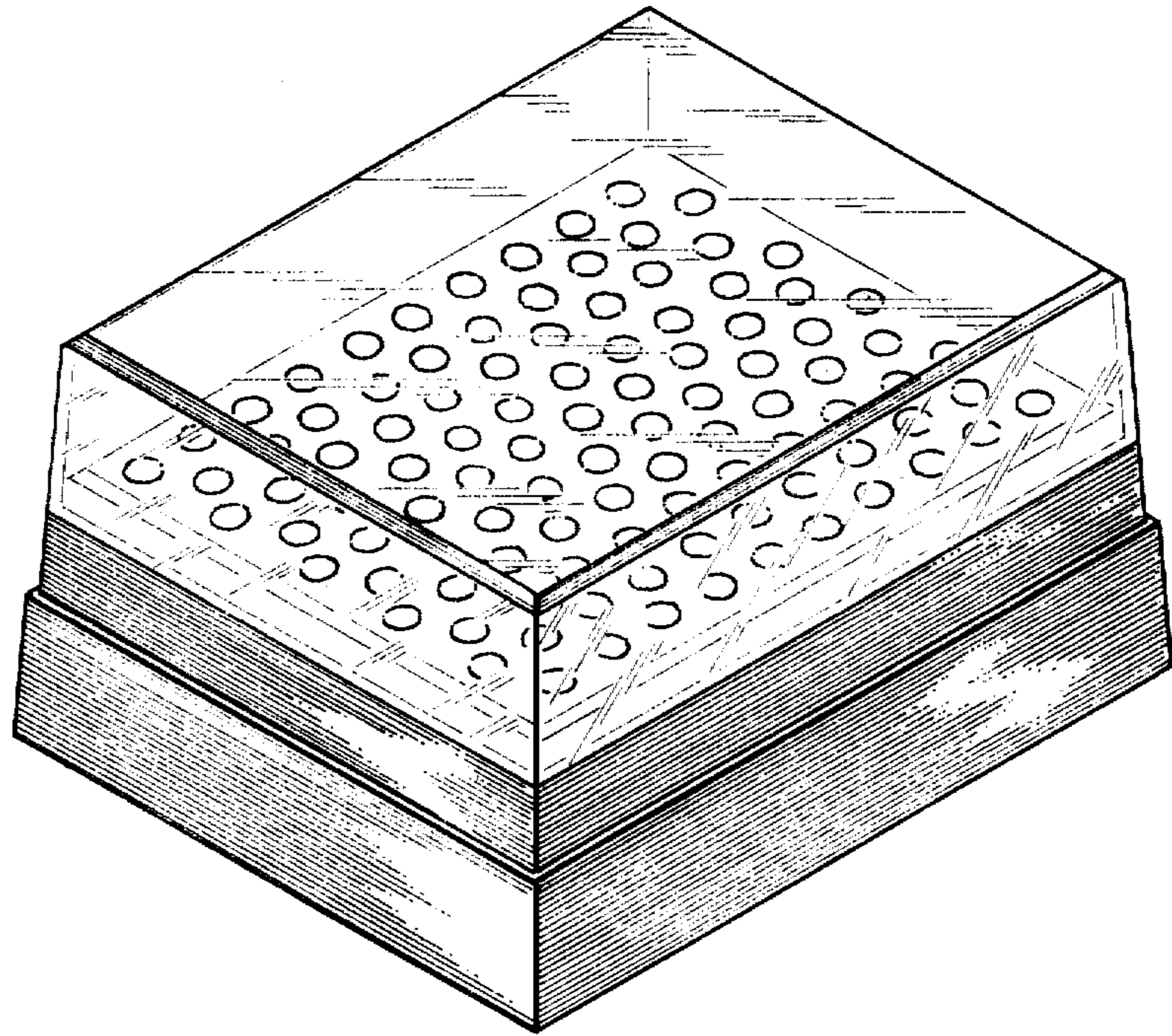


FIG-1




FIG-2




FIG-3

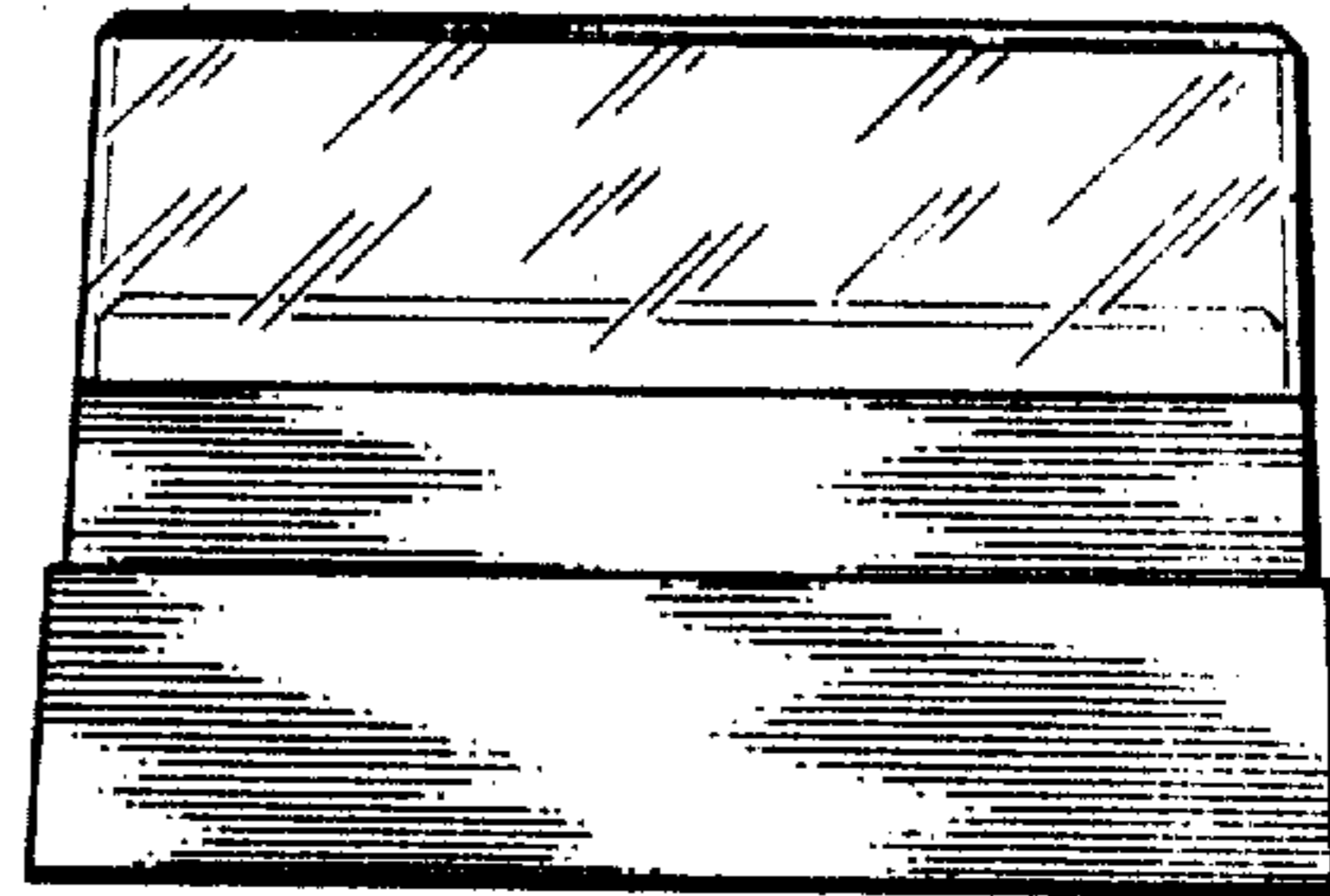


FIG-4




FIG-5