

[54] **PEN OR SIMILAR ARTICLE**
[75] Inventor: **Kunio Itoh**, Tokyo, Japan
[73] Assignee: **Pentel Kabushiki Kaisha d.b.a. Pentel Co., Ltd.**, Tokyo, Japan
[**] Term: **14 Years**
[21] Appl. No.: **357,798**
[22] Filed: **Mar. 12, 1982**

[30] **Foreign Application Priority Data**
Oct. 28, 1981 [JP] Japan 56-48052
[51] **Int. Cl.** **D19-06**
[52] **U.S. Cl.** **D19/48; D19/43; D19/56**
[58] **Field of Search** **D19/35, 36, 41-51, D19/56, 57; 401/129, 104, 129**

[56] **References Cited**
U.S. PATENT DOCUMENTS
D. 249,887 10/1978 Anderka D19/43
D. 257,857 1/1981 Leuenberger D19/43
D. 258,217 2/1981 Sakaoka D19/48
D. 260,406 8/1981 Itoh D19/44

OTHER PUBLICATIONS
Visual Systems Cat. 1978, p. 128f.

Primary Examiner—George P. Word
Attorney, Agent, or Firm—Robert E. Burns; Emmanuel J. Lobato; Bruce L. Adams

[57] **CLAIM**
The ornamental design for a pen or similar article, substantially as shown and described.

DESCRIPTION
FIG. 1 is a front bottom perspective view of a pen or similar article showing my new design;
FIG. 2 is an exploded front top perspective view thereof;
FIG. 3 is a front elevational view thereof;
FIG. 4 is a left side elevational view thereof;
FIG. 5 is a right side elevational view thereof;
FIG. 6 is a rear elevational view thereof;
FIG. 7 is a top plan view thereof;
FIG. 8 is a bottom plan view thereof;
FIG. 9 is a front elevational view of a pen or similar article with the cap omitted for convenience of illustration;
FIG. 10 is a left side elevational view thereof without the cap;
FIG. 11 is a right side elevational view thereof without the cap;
FIG. 12 is a rear elevational view thereof without the cap;
FIG. 13 is a top plan view thereof without the cap; and
FIG. 14 is a bottom plan view thereof without the cap.




FIG. 2




FIG. 1




FIG. 6 FIG. 4 FIG. 3 FIG. 5







FIG. 7



FIG. 8



FIG.12 FIG.10 FIG.9 FIG.11




FIG.13



FIG.14

