

[54] REMOTE CONTROL UNIT FOR CABLE TELEVISION CONVERTER OR SIMILAR ARTICLE

[75] Inventor: Svein T. Nordberg, El Paso, Tex.

[73] Assignee: GTE Products Corporation, Stamford, Conn.

[**] Term: 14 Years

[21] Appl. No.: 295,206

[22] Filed: Aug. 24, 1981

[51] Int. Cl. D14-03

[52] U.S. Cl. D14/85; D14/77; D14/84

[58] Field of Search D14/77, 85, 84, 100, D14/99; D18/6, 7, 11, 12; 358/194.1

[56] References Cited

U.S. PATENT DOCUMENTS

D. 258,956 4/1981 Chadima D14/100

OTHER PUBLICATIONS

Grundig Technische Informationen, '76, vol. 23, No. 1-2, p. 689.

Electronics Supplement to 7-16-79 Retailing Home Furnishings, back cover, Sanyo Remote Control. TV Communications, 9-1-79, p. 45a, top photo, Hand-Held Data Entry Device.

TV Communications, 12-1-79, p. 50, Sylvania Model 4041 Programmable Converter.

Primary Examiner—Jane E. Corrigan
Attorney, Agent, or Firm—Russell A. Cannon

[57] CLAIM

The ornamental design for a remote control unit for cable television converter or similar article, as shown and described.

DESCRIPTION

FIG. 1 is a front, top and left side perspective view of a remote control unit for a cable television converter or similar article showing my new design;


FIG. 2 is a top plan view;

FIG. 3 is a front elevational view;

FIG. 4 is a right side elevational view; and

FIG. 5 is a rear elevational view.

The bottom of the unit is plain. The broken line showings within the 17 top windows are for illustrative purposes only and form no part of the claimed design.



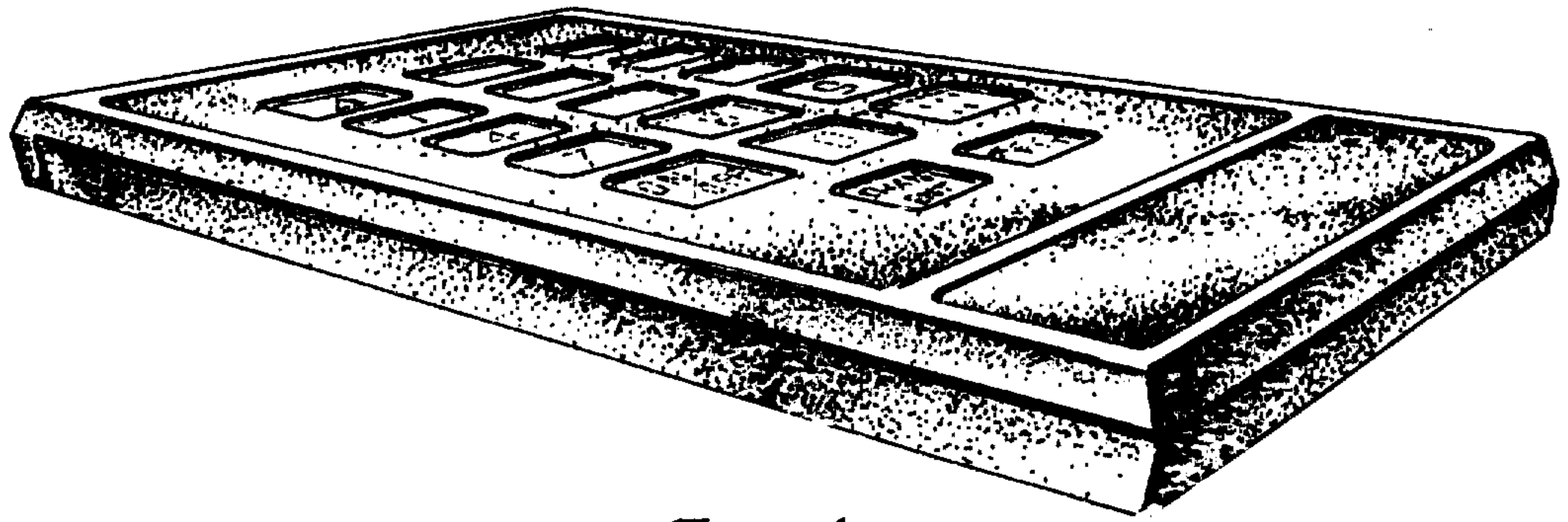


Fig. 1

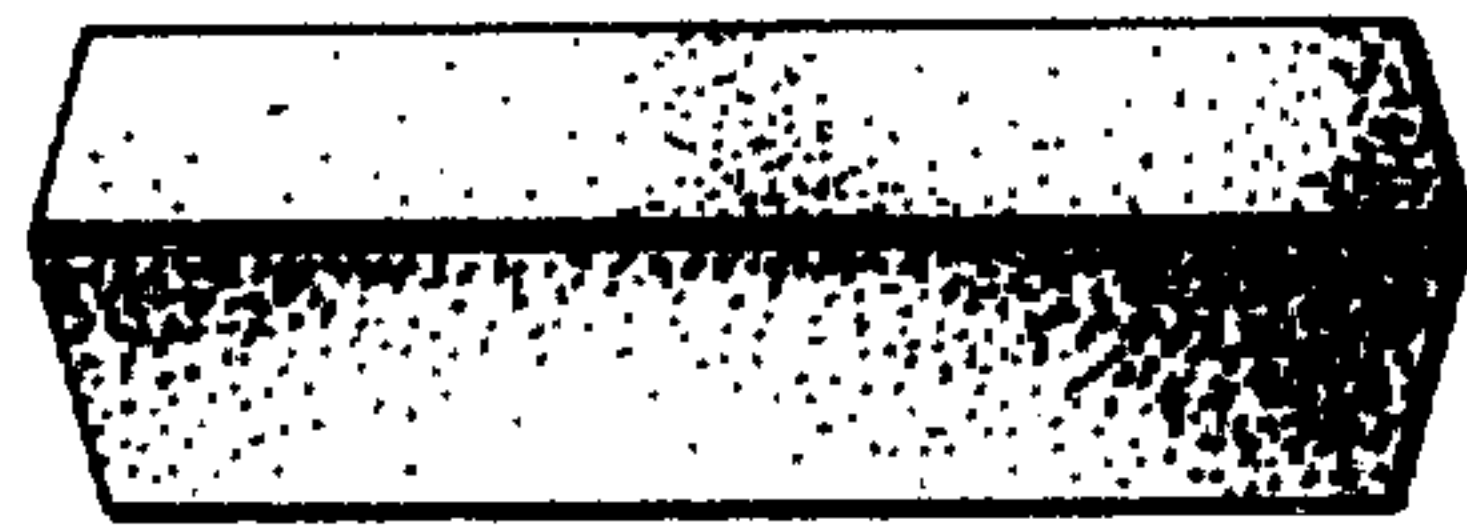


Fig. 3




Fig. 5




Fig. 2



Fig. 4