

[54] TAPE CASSETTE

[76] Inventor: Tokuzo Shimizu, 4-7, Tamagawa-denenchohfu 2-chome, Setagaya-ku, Tokyo, Japan

[\*\*] Term: 14 Years

[21] Appl. No.: 202,202

[22] Filed: Oct. 30, 1980

[30] Foreign Application Priority Data

May 16, 1980 [JP] Japan ..... 55-19242

[51] Int. Cl. .... D14-01

[52] U.S. Cl. .... D14/11

[58] Field of Search ..... D14/11; 206/387; 360/92, 93

[56] References Cited

U.S. PATENT DOCUMENTS

- D. 223,029 2/1972 Weiss et al. .... D14/11
- D. 248,755 8/1978 Nagamoto ..... D14/11

- D. 258,585 3/1981 Yoshizawa ..... D14/11
- D. 262,876 2/1982 Yoshizawa ..... D14/11

FOREIGN PATENT DOCUMENTS

55-146666 11/1980 Japan ..... 206/387

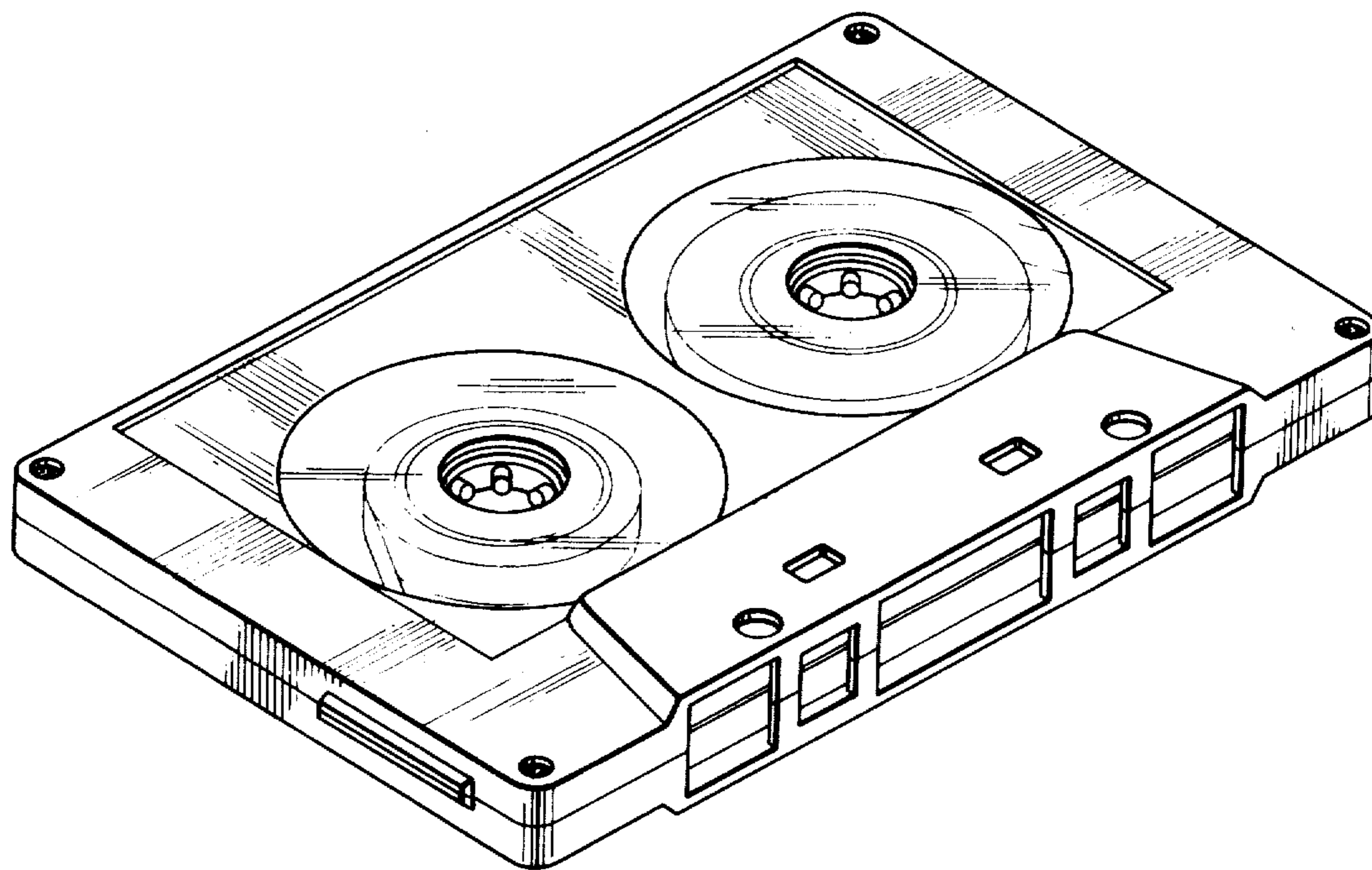
Primary Examiner—Jane E. Corrigan  
Attorney, Agent, or Firm—James Creighton Wray

[57] CLAIM


The ornamental design for a tape cassette, as shown and described.

DESCRIPTION


FIG. 1 is a front elevational view of a tape cassette showing my new design; FIG. 2 is a top plan view; FIG. 3 is a rear elevational view; FIG. 4 is a bottom plan view; FIG. 5 is a side elevational view; and FIG. 6 is a front, bottom and left side perspective view. The diagonal shading in FIGS. 1 and 3 represents transparency.




**FIG.1**




**FIG.2**



**FIG.3**



**FIG.4**



**FIG.5**



**FIG.6**

