

[54] DISPLAY FRAME

[76] Inventor: Andrew R. Antonczyk, 1030 N. State, Chicago, Ill. 60610

[\*\*] Term: 14 Years

[21] Appl. No.: 278,058

[22] Filed: Jun. 29, 1981

[51] Int. Cl. .... D6-07

[52] U.S. Cl. .... D6/242; D6/172

[58] Field of Search ..... D6/85, 172, 173, 175; 40/152, 152.1, 152.2

[56] References Cited

U.S. PATENT DOCUMENTS

D. 45,718	5/1914	Karpeles	.....	D6/173
D. 228,132	8/1973	Fichtel	.....	D6/242
3,998,509	12/1976	Hauser	.....	D6/172

OTHER PUBLICATIONS

House & Garden, 11-1968, p. 4, Plural Frame Display Cube at lower right corner of page.

Primary Examiner—Charles A. Rademaker  
Attorney, Agent, or Firm—Louis Altman

[57] CLAIM

The ornamental design for display frame, substantially as shown and described.

DESCRIPTION

FIG. 1 is a front perspective view of a display frame showing my new design;

FIG. 2 is a side elevational view thereof;

FIG. 3 is a front elevational view thereof;

FIG. 4 is a bottom plan view thereof, the top plan view being substantially identical; and

FIG. 5 is a rear elevational view thereof.




FIG. 1




FIG. 2

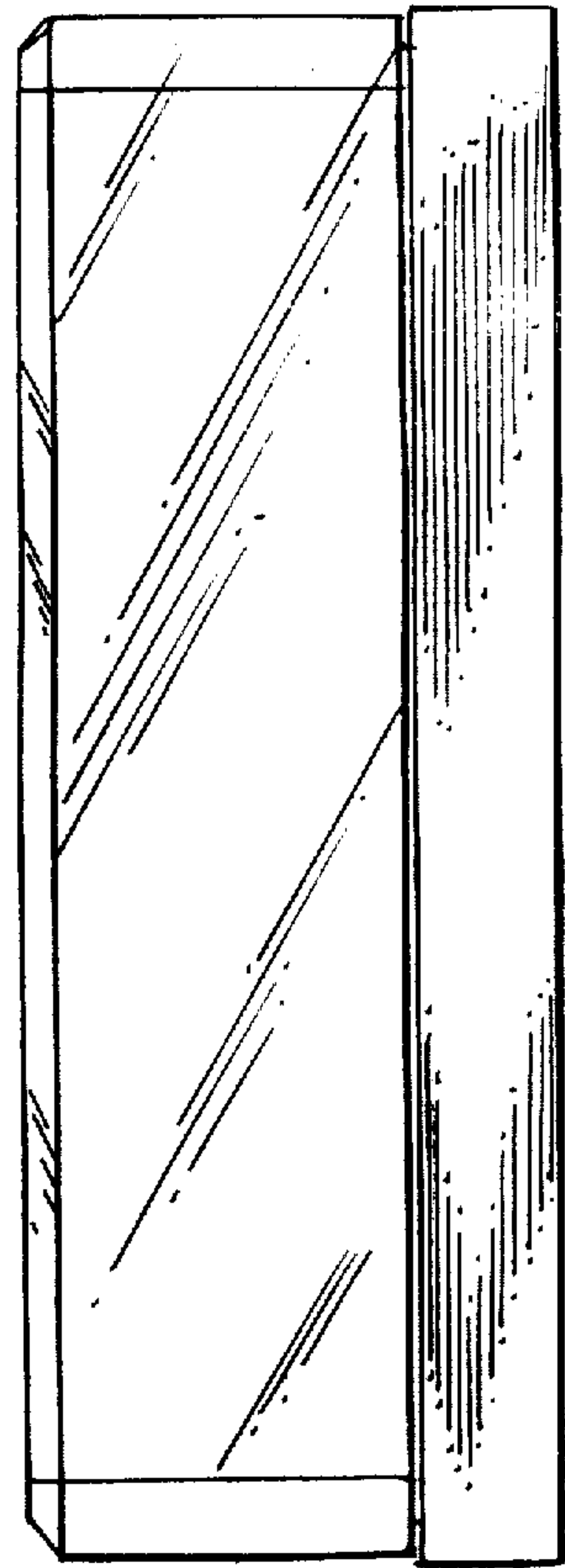


FIG. 3

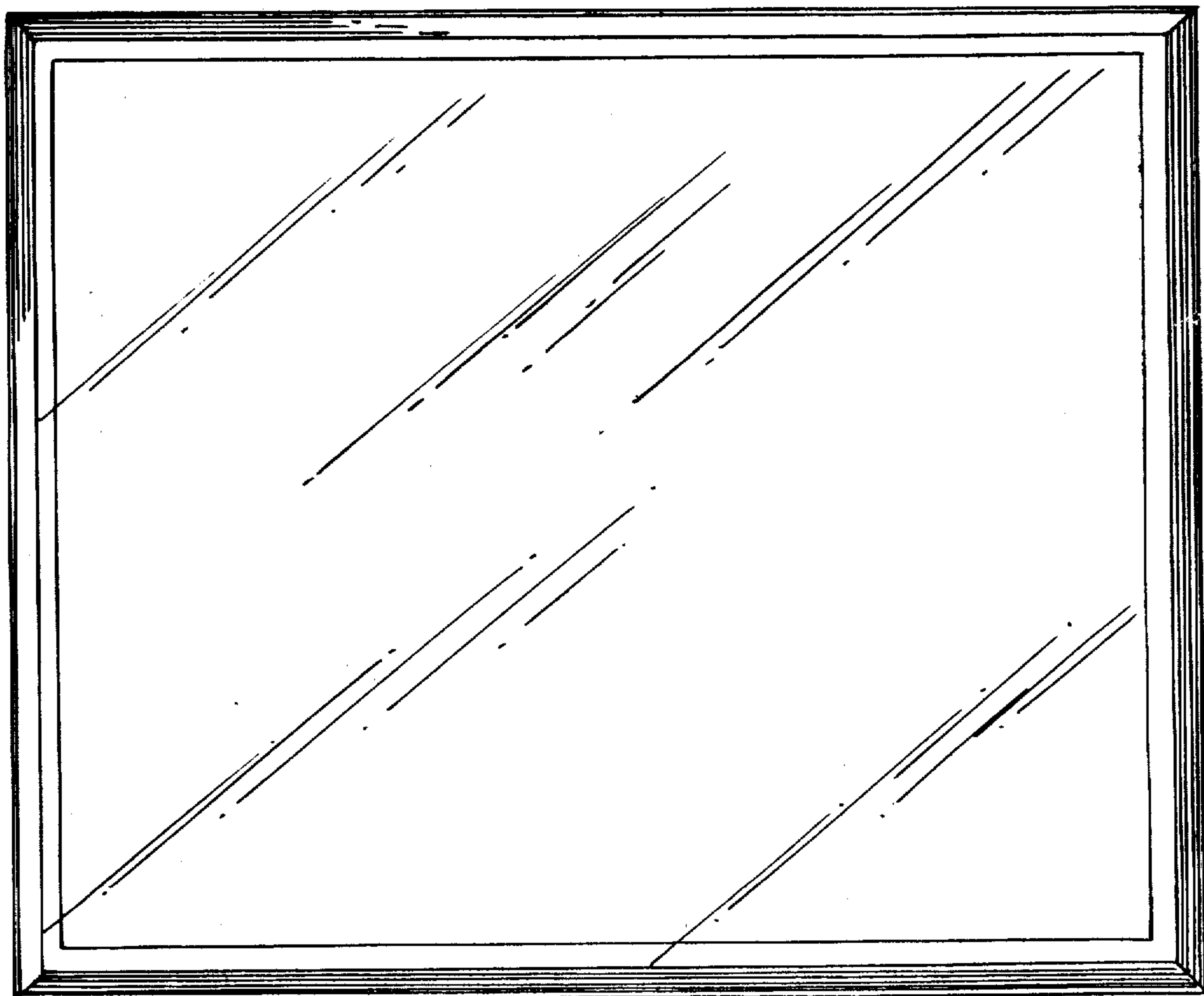


FIG. 4

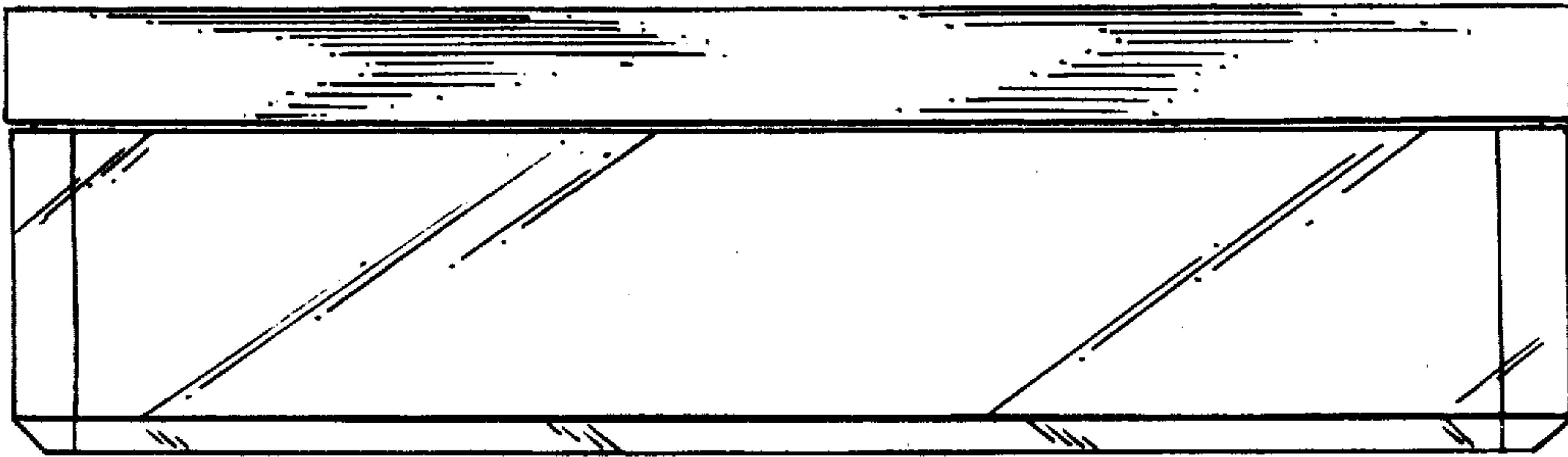


FIG. 5

