

[54] **COMBINED AUTOMOBILE TAILLIGHT LENS AND COVER**

[75] Inventor: **Masatoshi Hirakawa**, Fujisawa, Japan
 [73] Assignee: **Nissan Motor Co., Ltd.**, Yokohama, Japan
 [**] Term: **14 Years**
 [21] Appl. No.: **430,123**
 [22] Filed: **Sep. 30, 1982**

[51] Int. Cl. **D26-06**
 [52] U.S. Cl. **D26/120**
 [58] Field of Search **D26/28, 29, 34, 35, D26/36, 120, 122; 362/61, 83, 227, 235, 296, 326, 327, 30, 340**

[56] **References Cited**
U.S. PATENT DOCUMENTS

D. 222,557	11/1971	Tixier	D26/122
D. 230,501	2/1974	Boano	D26/120
D. 247,991	5/1978	Tixier	D26/122
D. 252,352	7/1979	Cameron	D26/122
4,268,892	5/1981	Pfeiffer et al.	362/83

FOREIGN PATENT DOCUMENTS

57-1190	2/1982	Japan	.
57-1221	2/1982	Japan	.
57-1238	2/1982	Japan	.
57-1259	2/1982	Japan	.
57-1493	2/1982	Japan	.
57-1504	2/1982	Japan	.
57-1511	2/1982	Japan	.
57-1528	2/1982	Japan	.
57-7833	5/1982	Japan	.
57-8028	5/1982	Japan	.
57-8054	5/1982	Japan	.

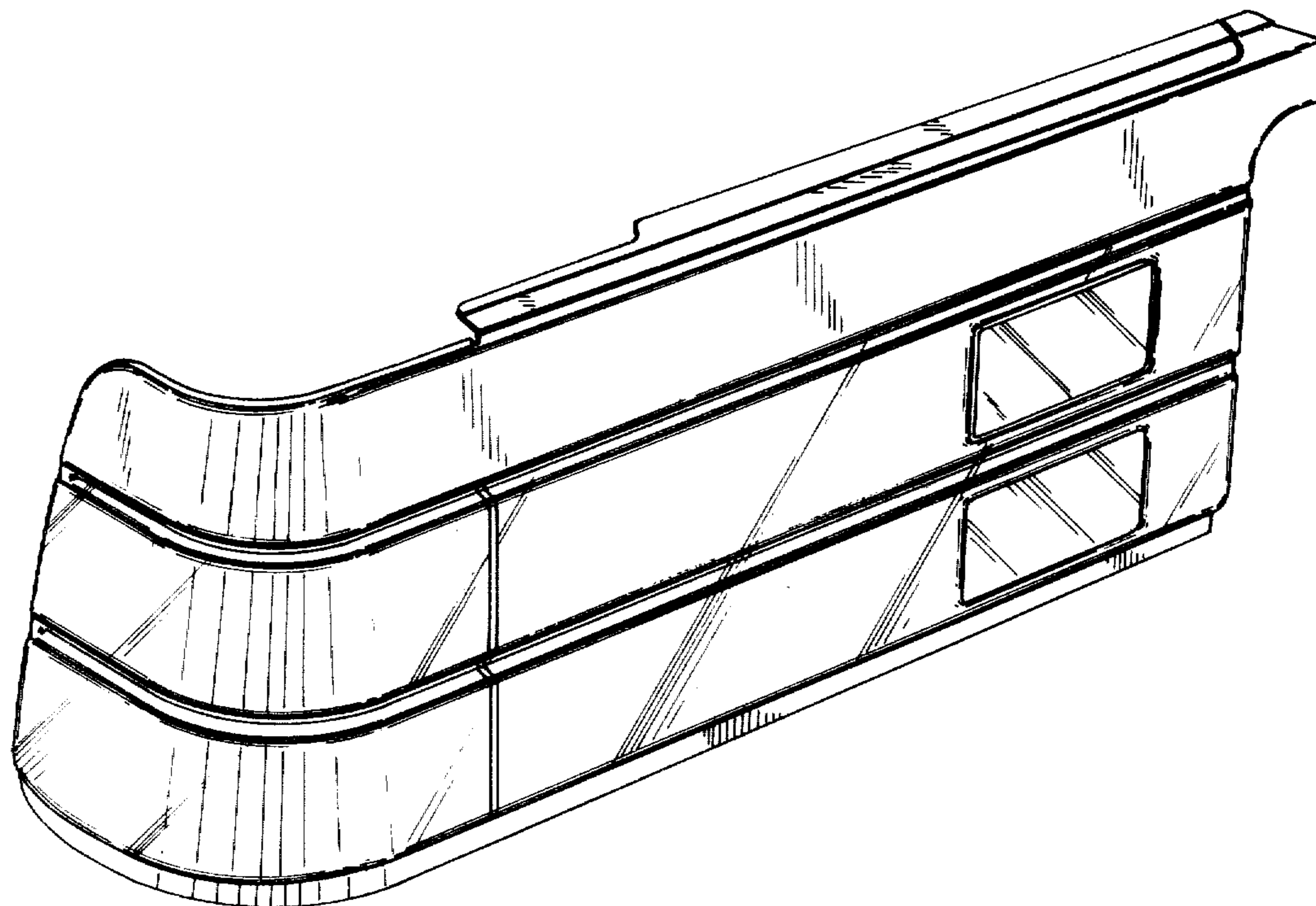
Primary Examiner—Susan J. Lucas
Attorney, Agent, or Firm—Schwartz, Jeffery, Schwaab, Mack, Blumenthal & Koch

[57] **CLAIM**

The ornamental design for a combined automobile taillight lens and cover, as shown and described.

DESCRIPTION

FIG. 1 is a perspective view of a combined automobile taillight lens and cover showing the new design; FIG. 2 is a top plan view thereof on an enlarged scale; FIG. 3 is a bottom plan view thereof on an enlarged scale; FIG. 4 is a right side view thereof on an enlarged scale; FIG. 5 is a front view thereof on an enlarged scale. The taillight housing is shown in broken lines in FIGS. 2, 3 and 4 for illustrative purposes only.



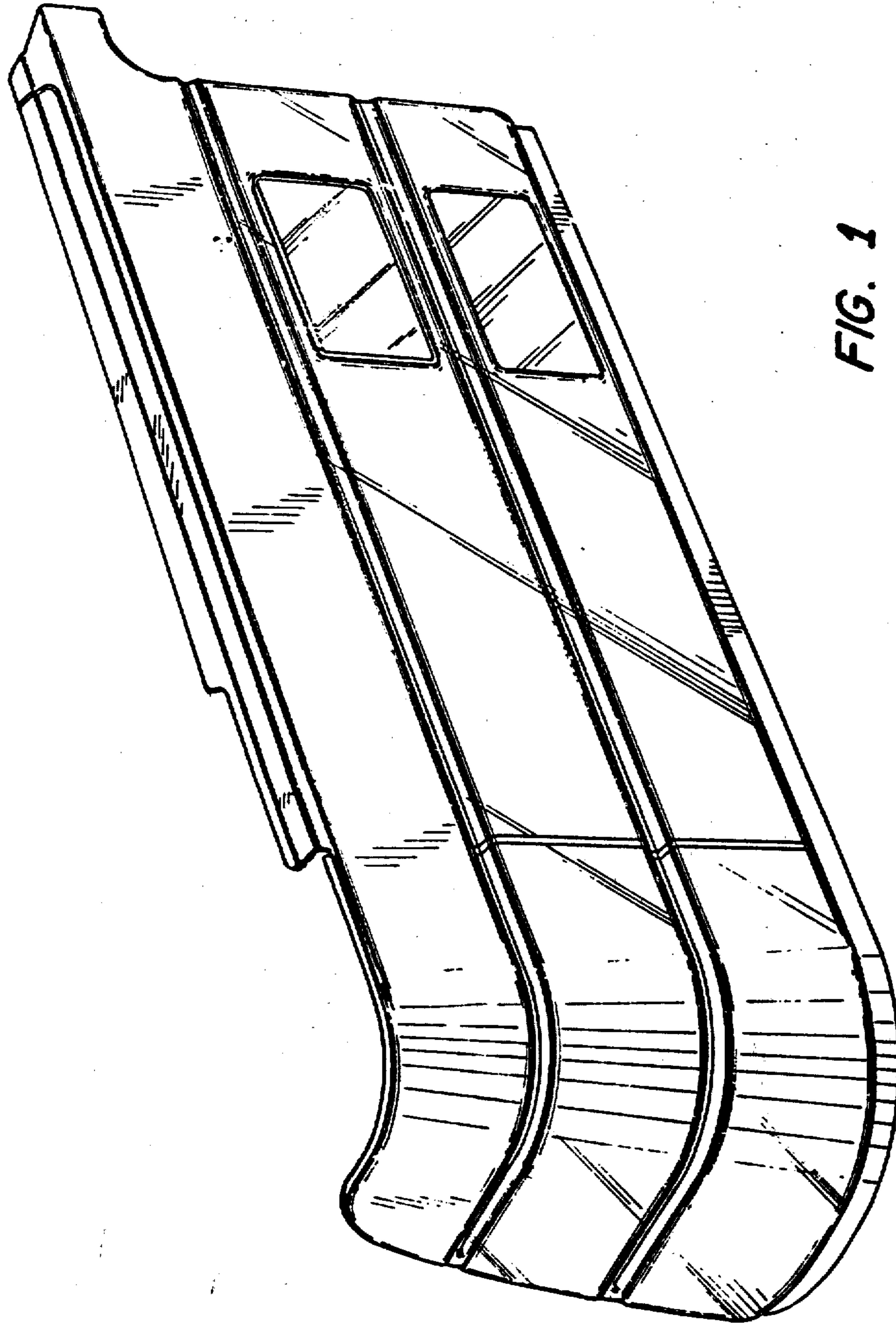


FIG. 1

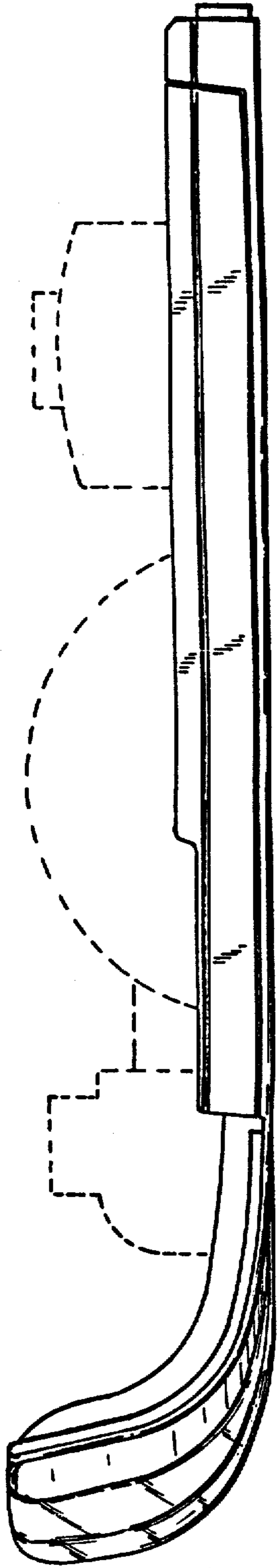


FIG. 2




FIG. 3

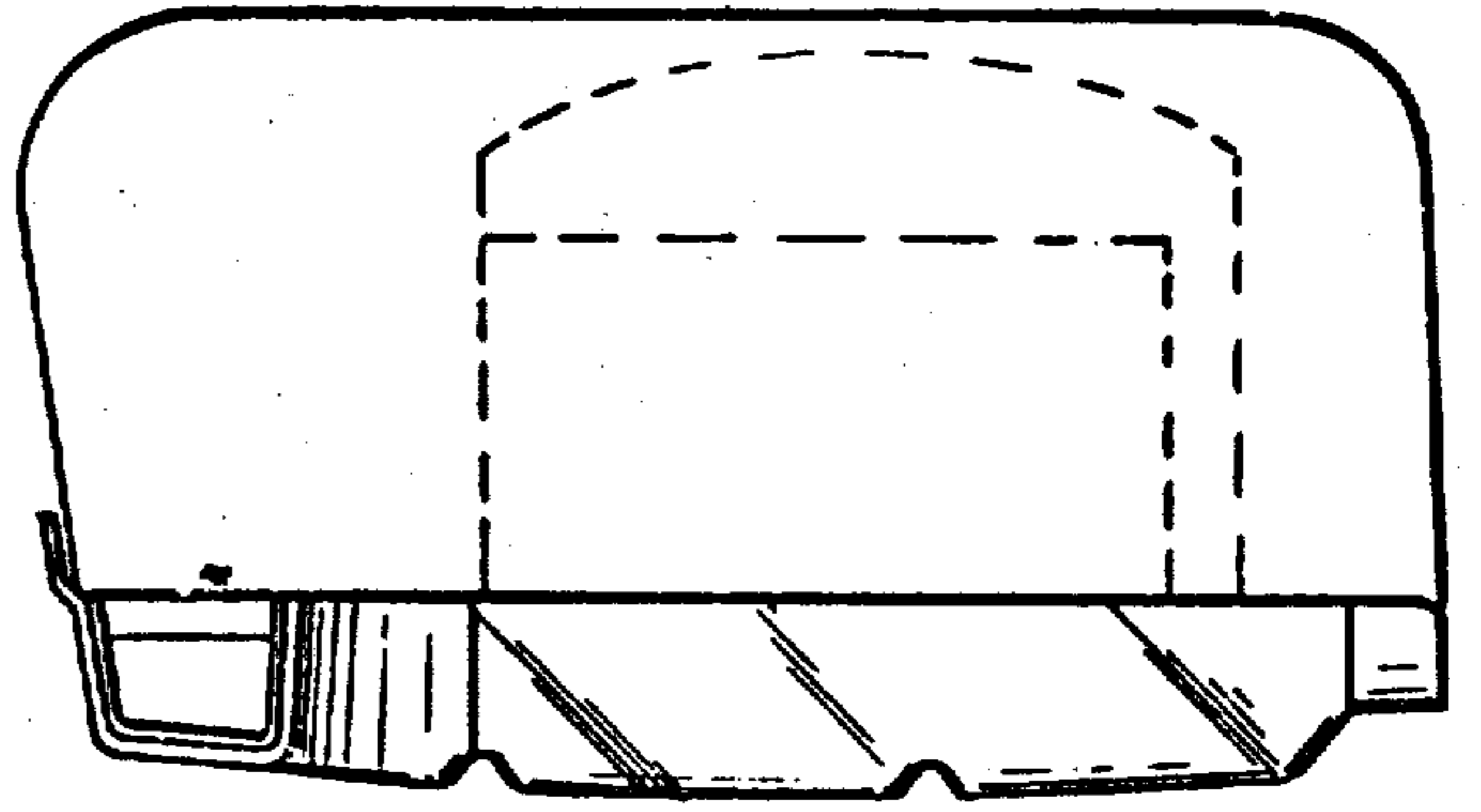


FIG. 4

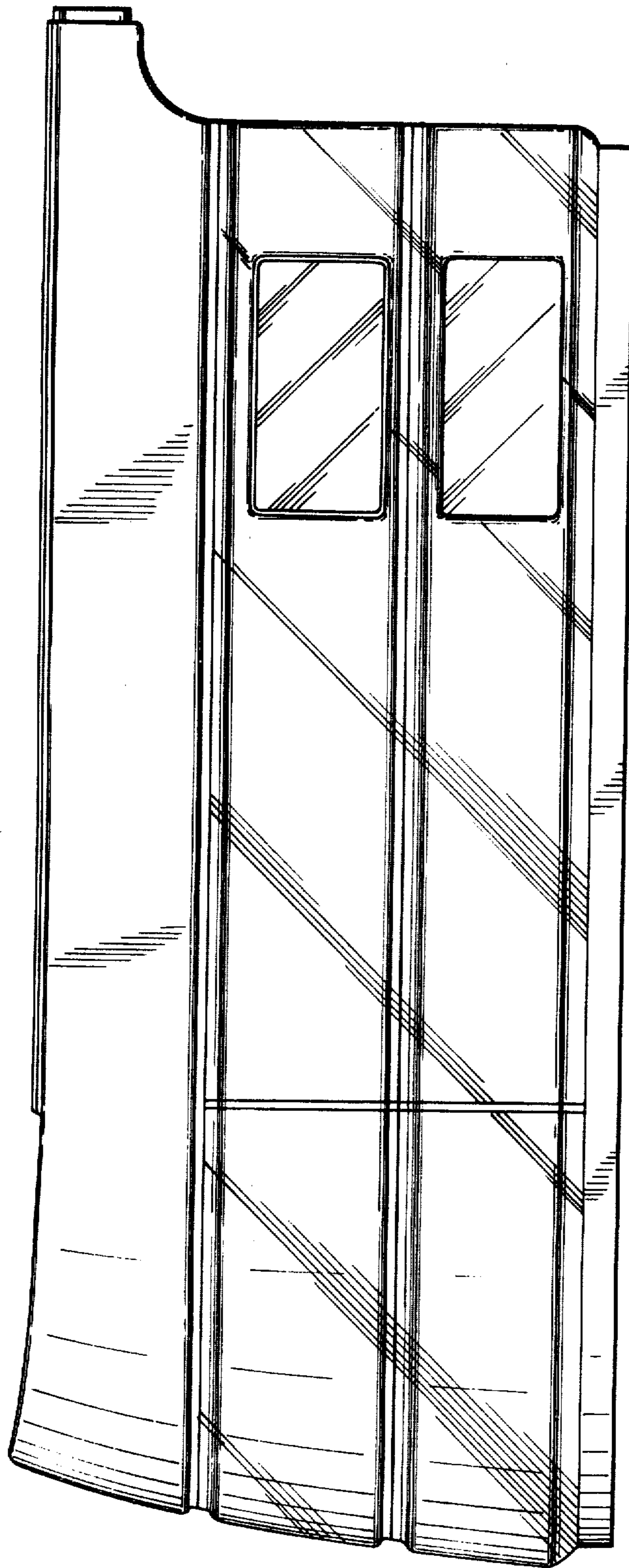


FIG. 5