

[54] HEATER

[76] Inventors: **Richard K. Frank; Gerald L. Quimby,**
both of 18505 Clubhouse Pl.,
Sumner, Wash. 98390

[**] Term: **14 Years**

[21] Appl. No.: **51,874**

[22] Filed: **Jun. 25, 1979**

[51] Int. Cl. **D23-03**

[52] U.S. Cl. **D23/97**

[58] Field of Search **D23/72, 86, 89, 92-97,**
D23/105, 107, 108, 127, 128; D7/112-114;
126/4, 6, 58-62, 65, 120, 121, 123, 126, 138

[56] **References Cited**

U.S. PATENT DOCUMENTS

D. 251,131 2/1979 Jones **D23/97**

Primary Examiner—Catherine E. Kemper


Attorney, Agent, or Firm—Thomas W. Secrest

[57] **CLAIM**

The ornamental design for a heater, as shown and described.

DESCRIPTION

FIG. 1 is a front elevational view of a heater, showing our new design;
FIG. 2 is a front elevational view of the heater with the door open;
FIG. 3 is a front elevational view of the heater with the door removed;
FIG. 4 is a front elevational view thereof a screen over the opening;
FIG. 5 is a right side elevational view of the device as shown in FIG. 1;
FIG. 6 is a left side elevational view thereof;
FIG. 7 is a bottom plan view thereof;
FIG. 8 is a top plan view thereof;
FIG. 9 is a rear elevational view thereof.






Fig-1

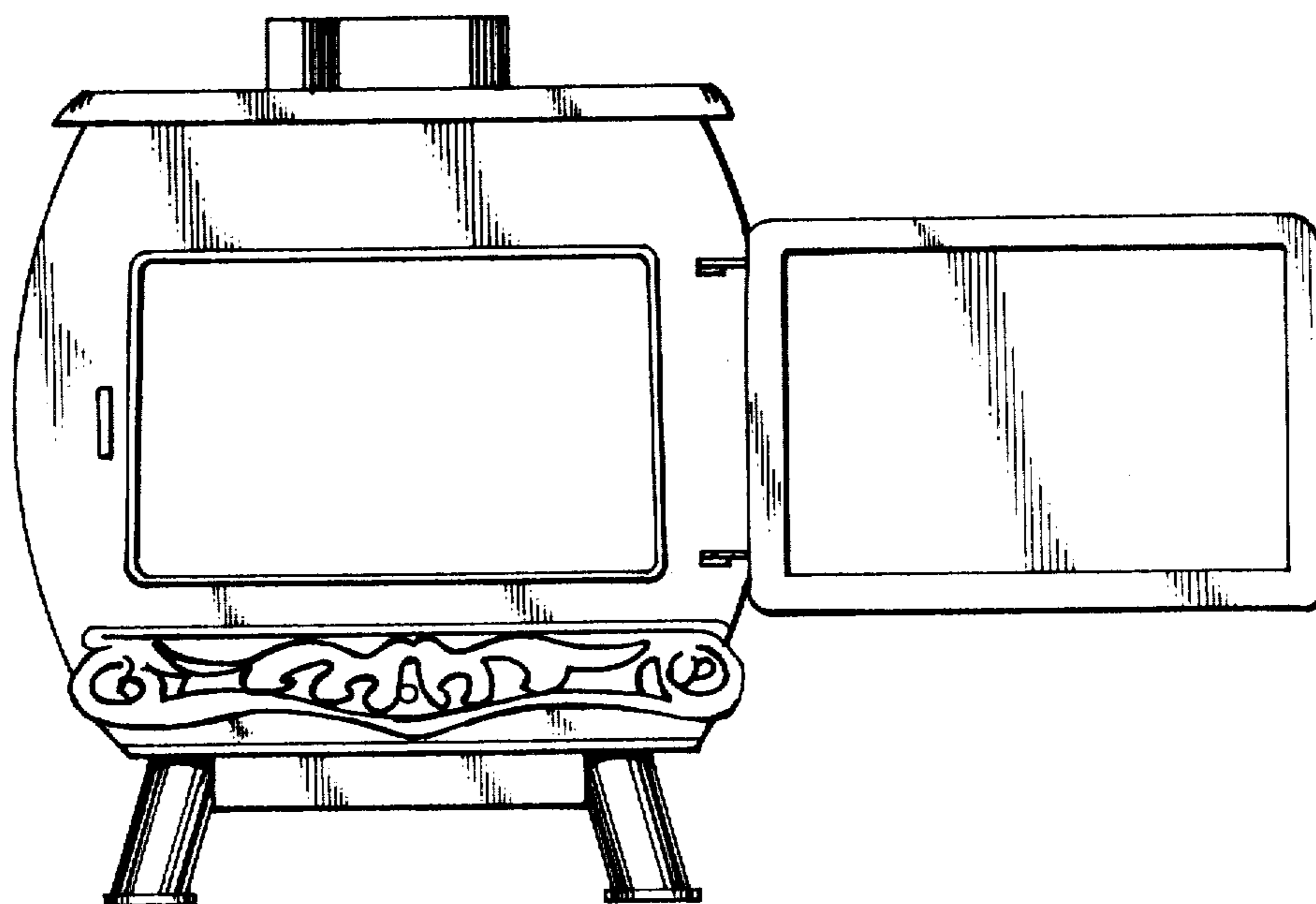


Fig-2




FIG-3




FIG-4




Fig 5




Fig-6




FIG-7

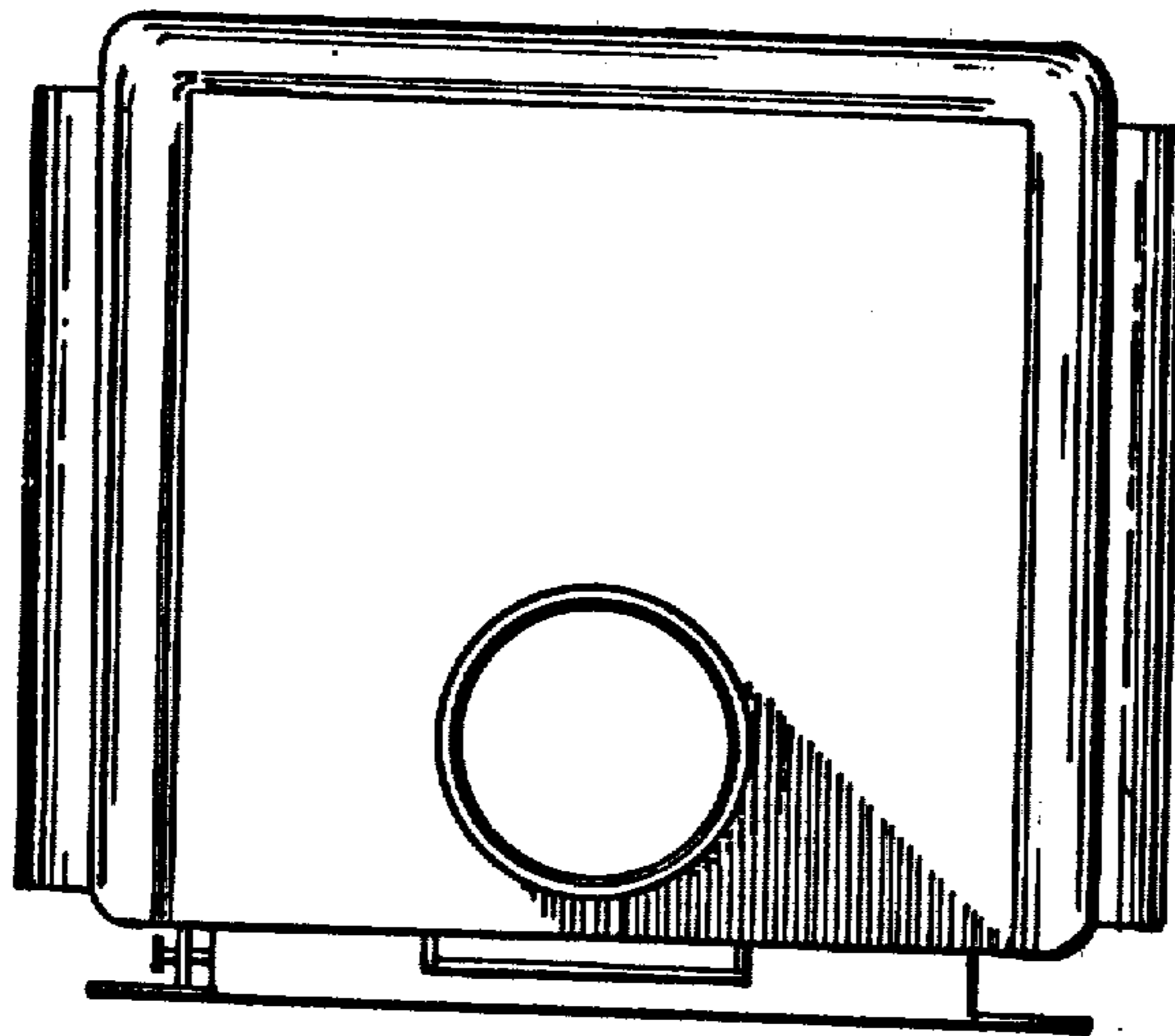


FIG-8

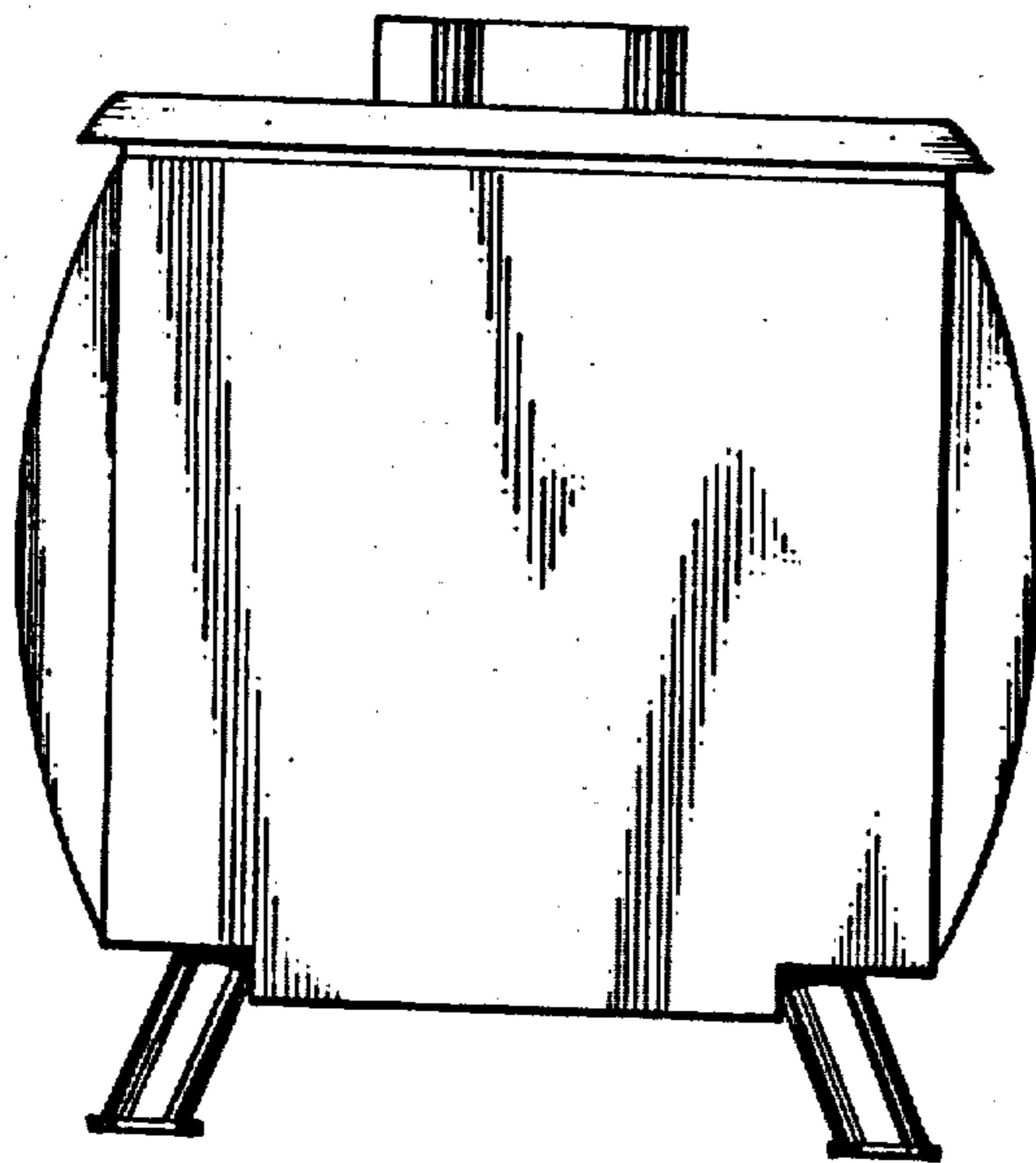


FIG-9