

[54] KNITTING NEEDLE

[75] Inventor: Hidekazu Okada, Ashiya, Japan  
[73] Assignee: Clover Mfg. Co., Ltd., Osaka, Japan  
[\*] Notice: The portion of the term of this patent subsequent to Jul. 19, 1997, has been disclaimed.  
[\*\*] Term: 14 Years  
[21] Appl. No.: 105,288  
[22] Filed: Dec. 19, 1979

[30] Foreign Application Priority Data

Nov. 12, 1979 [JP] Japan ..... 54-47496

[51] Int. Cl. .... D02-07

[52] U.S. Cl. .... D3/28

[58] Field of Search ..... D3/18, 28; 66/116, 117, 66/118; 223/102, 103; D15/66; D19/41, 46

[56] References Cited

U.S. PATENT DOCUMENTS

2,341,403 2/1944 Williams ..... 66/117  
2,443,540 6/1948 Lewis ..... 66/117

FOREIGN PATENT DOCUMENTS

1368840 10/1974 United Kingdom ..... 66/117

Primary Examiner—Joel Stearman  
Assistant Examiner—Carmen H. Vales  
Attorney, Agent, or Firm—Birch, Stewart, Kolasch & Birch

[57] CLAIM

The ornamental design for a knitting needle, as shown and described.

DESCRIPTION

FIG. 1 is a front elevational view of a knitting needle showing my new design, the shaft of the needle broken away for convenience of illustration;

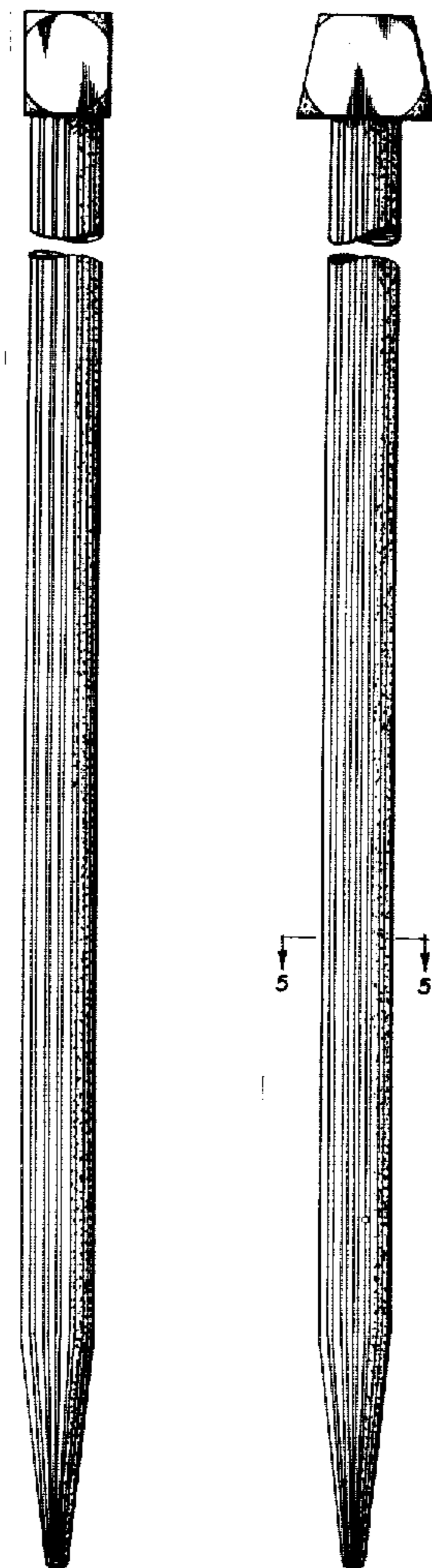
FIG. 2 is a side elevational view thereof, the shaft of the needle broken away for convenience of illustration;


FIG. 3 is a top plan view thereof;

FIG. 4 is an enlarged bottom plan view thereof; and

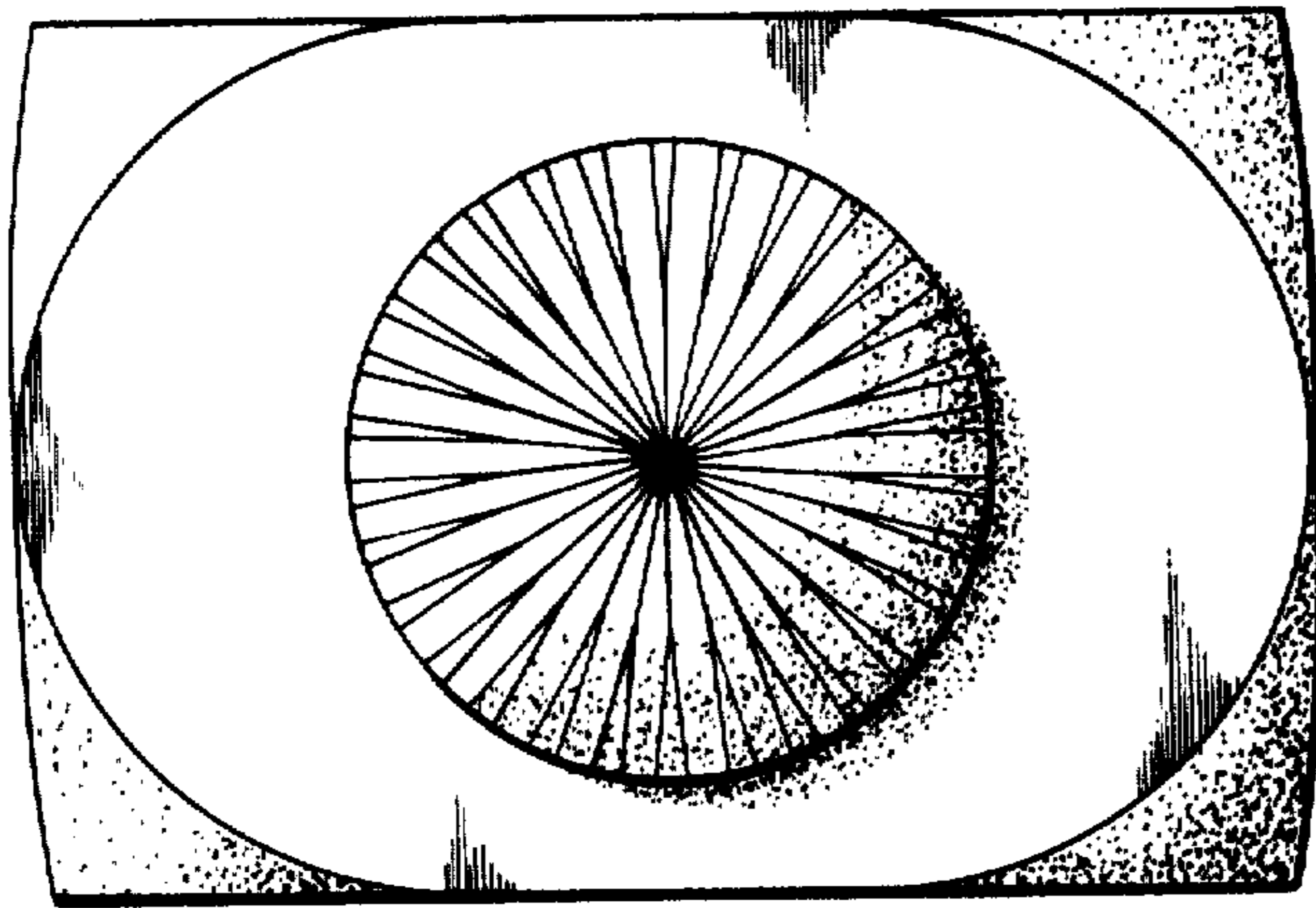
FIG. 5 is an enlarged cross sectional view taken along line 5—5 of FIG. 1.

The characteristic feature of the design resides in the striations extending in parallel relationship to one another from one end of the knitting needle to the other.






**FIG. 3**



**FIG. 4**



**FIG. 5**

**FIG. 2**

**FIG. 1**

