

[54] **STRUCTURAL FRAME MEMBER**

[76] Inventors: **Ernesto Cascone**, 279 Cocksfield Ave., Downsview, Ontario, Canada, M3H 3T8; **Vincent Cascone**, 36 Mayvern Crescent, Richmond Hill, Ontario, Canada, L4C 5J4

[\*\*] Term: **14 Years**

[21] Appl. No.: **251,993**

[22] Filed: **Apr. 7, 1981**

[51] Int. Cl. .... **D25—01**

[52] U.S. Cl. .... **D25/74; D25/48; D25/60**

[58] Field of Search ..... **D25/74, 75, 76, 48, D25/52, 60; 49/394, 485, 501, 505, 399, 504**

[56]

**References Cited**

**U.S. PATENT DOCUMENTS**

D. 260,556	9/1981	Kloke .....	D25/74
D. 263,759	4/1982	Dallaire .....	D25/76
2,818,145	12/1957	Bragman et al. ....	D25/48 X
3,002,592	10/1961	Quinn .....	49/399
4,106,238	8/1978	Bonello .....	49/399 X

*Primary Examiner*—A. Hugo Word  
*Attorney, Agent, or Firm*—Weldon F. Green

[57]


**CLAIM**

The ornamental design for a structural frame member, as shown and described.

**DESCRIPTION**

FIG. 1 is a perspective view taken from a point forwardly of and upwardly to the left of the forwardly facing front surface of the structural frame member shown with the central portion thereof removed.

FIG. 2 is a top plan view of the structural frame member of FIG. 1.






FIG. 1

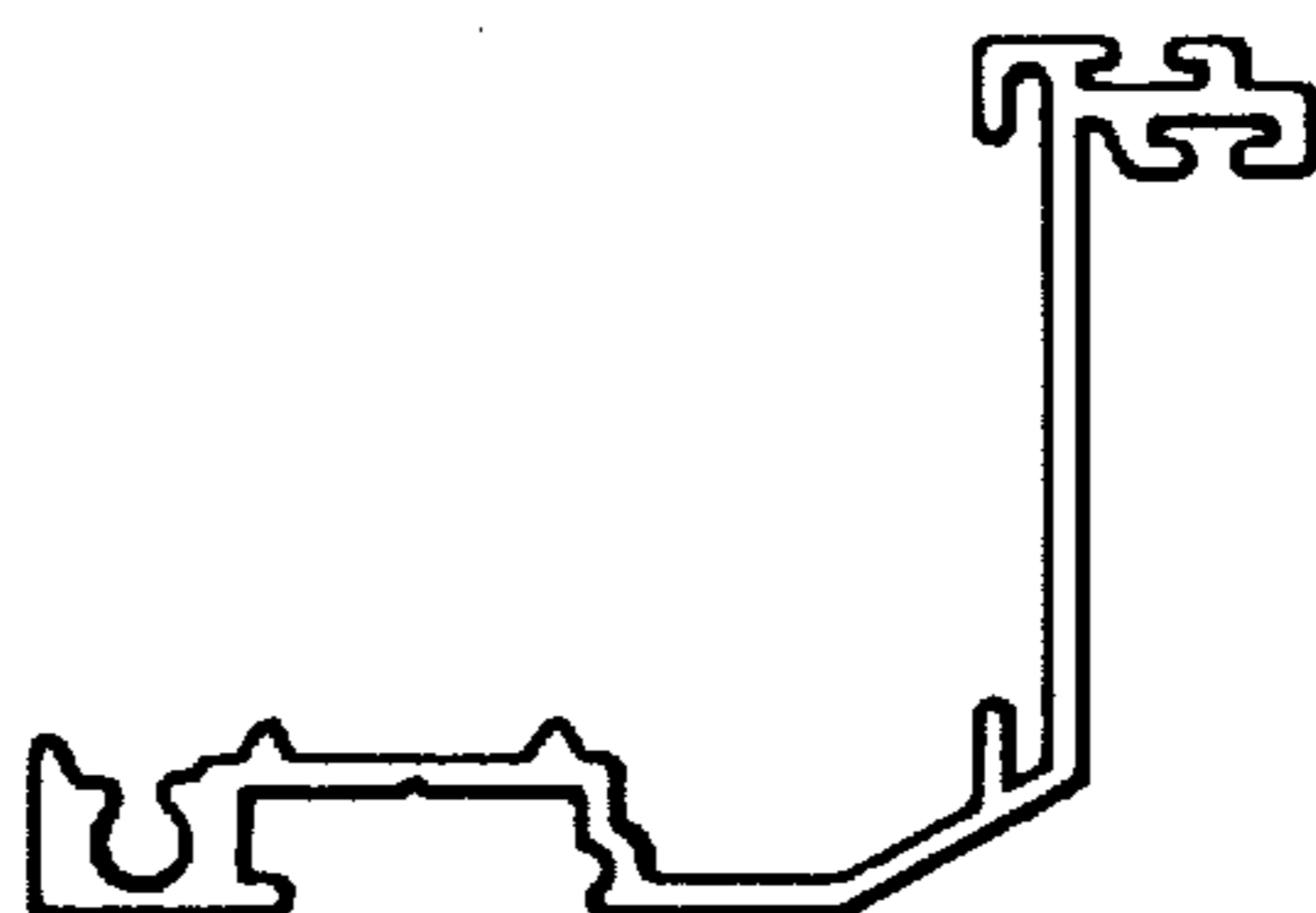


FIG. 2