

[54] NIPPLE FOR A SCREW CAP TYPE BOTTLE

3,075,666 1/1963 Hoffstein ..... 215/11 E  
3,082,770 3/1963 Straub ..... 128/252  
3,777,753 12/1973 Kesselring et al. .... 128/252

[75] Inventor: Anthony Chrones, Warwick, R.I.

[73] Assignee: Reliance Products Corporation,  
Woonsocket, R.I.

FOREIGN PATENT DOCUMENTS

1213988 4/1960 France ..... 215/11 R

[\*] Notice: The portion of the term of this patent subsequent to May 11, 1996 has been disclaimed.

OTHER PUBLICATIONS

Nuk Sauger Functional Preventive Orthodontic Program, ©1963, p. 11, Orthodontic Nipple.

[\*\*] Term: 14 Years

Primary Examiner—Bernard Ansher

[21] Appl. No.: 215,744

Attorney, Agent, or Firm—Townsend and Townsend

[22] Filed: Dec. 12, 1980

[57] CLAIM

[51] Int. Cl. .... 24-04

The ornamental design for a nipple for a screw cap type bottle, as shown.

[52] U.S. Cl. .... D24/46

[58] Field of Search ..... D24/46; 215/11 R, 11 A,  
215/11 B, 11 C, 11 E; 128/360, 252

DESCRIPTION

[56] References Cited

U.S. PATENT DOCUMENTS

D. 142,980 11/1945 Bery ..... D24/46  
D. 231,033 3/1974 Sofro ..... D24/46  
D. 264,380 5/1982 Chrones ..... D24/46


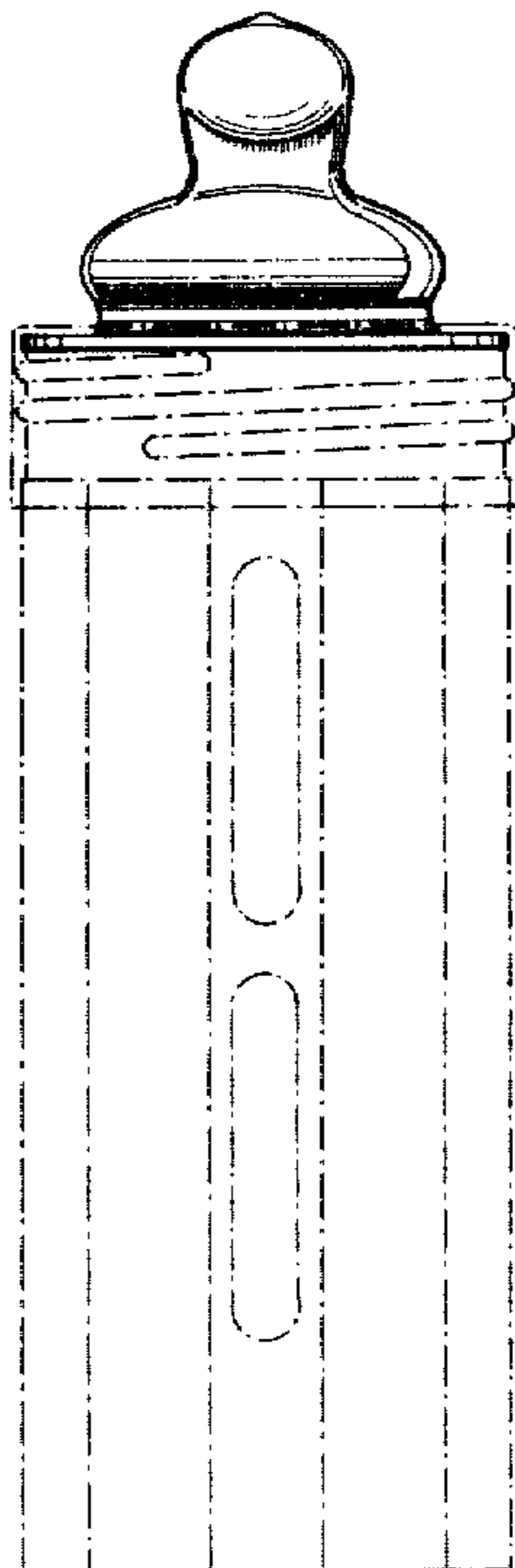
FIG. 1 is a front view of a nipple for a screw cap type bottle embodying my new design, the bottle being shown in dotted lines;

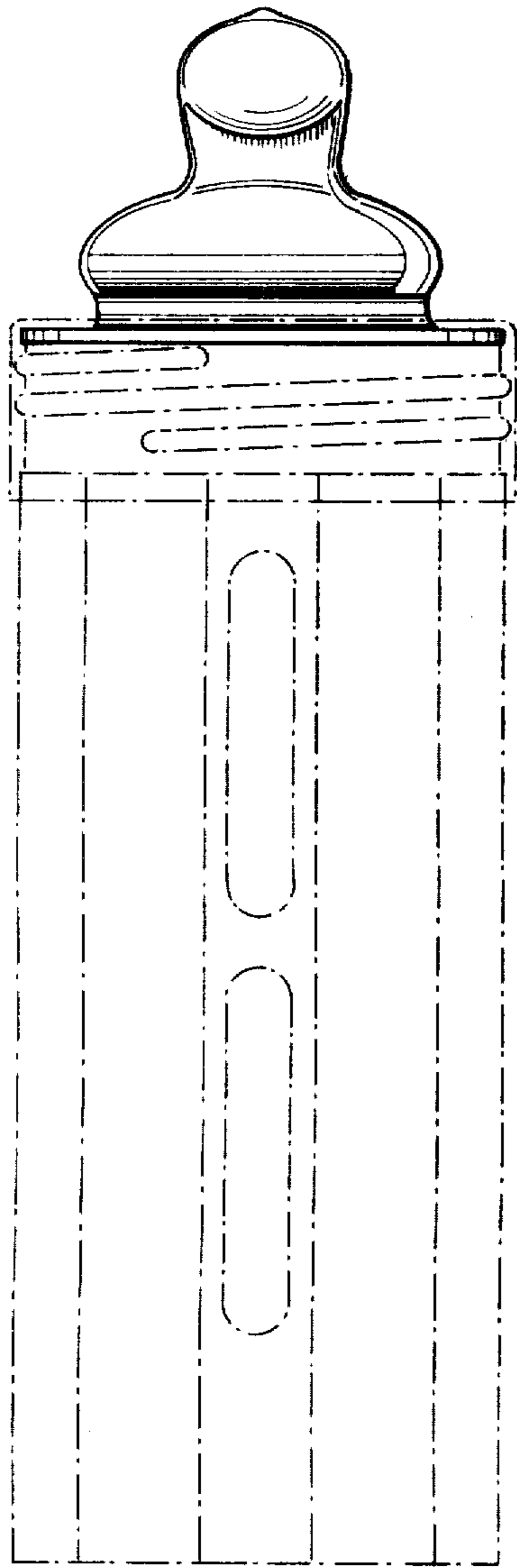
FIG. 2 is a top plan view of the nipple;

FIG. 3 is a bottom view thereof;

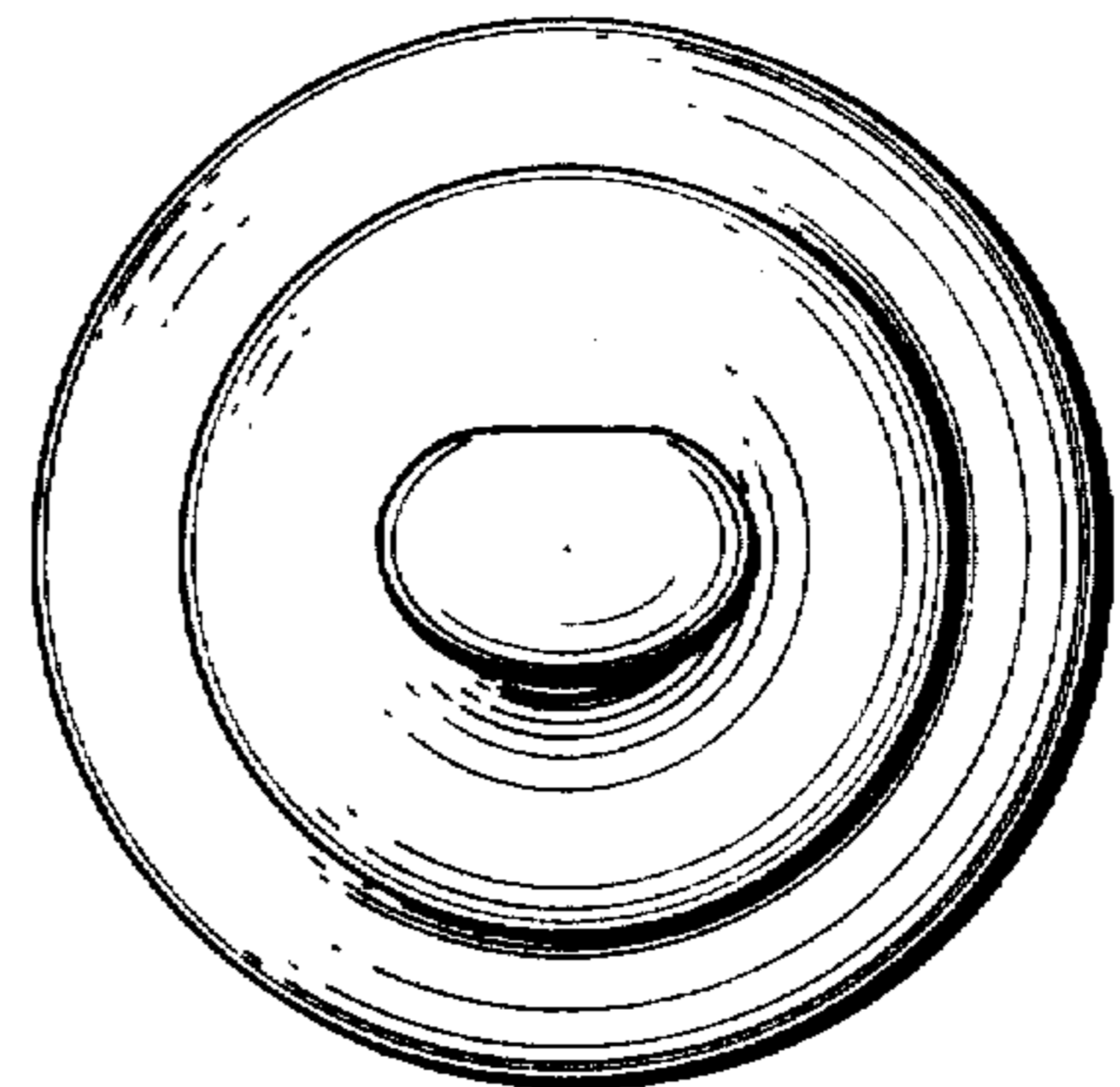
FIG. 4 is a rear view thereof; and

FIG. 5 is a side elevation thereof.

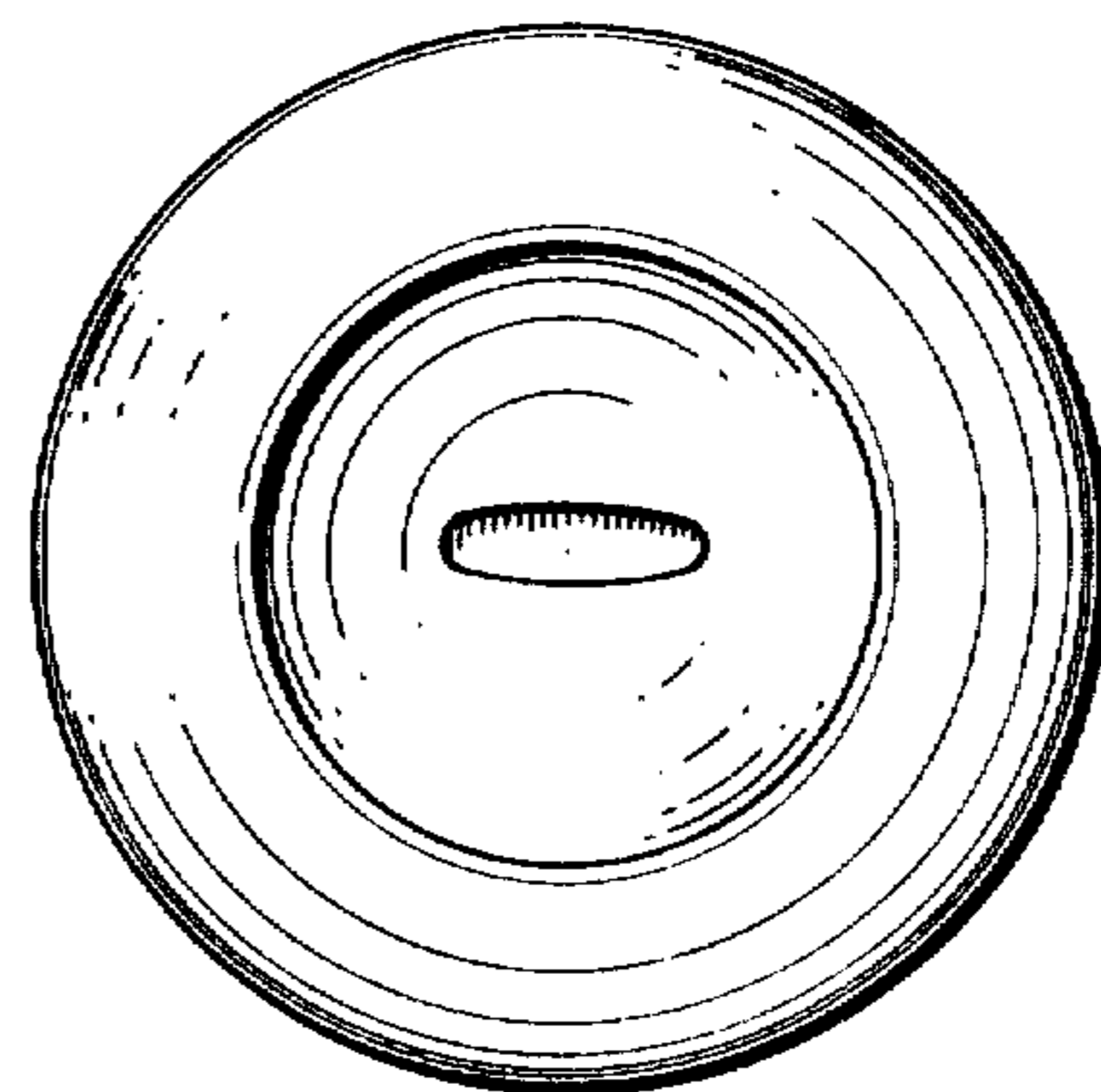





**FIG. 1**




**FIG. 2**



**FIG. 3**



**FIG. 4**



**FIG. 5**