

[54] **APPLICATOR CONTAINER**

[75] Inventor: **Doris Du Cret**, New York, N.Y.

[73] Assignee: **Bristol-Myers Company**, New York, N.Y.

[**] Term: **14 Years**

[21] Appl. No.: **280,972**

[22] Filed: **Jul. 7, 1981**

[51] Int. Cl. **D28-03**

[52] U.S. Cl. **D28/7; D9/377; D19/43**

[58] **Field of Search** **D28/73, 76, 77, 85-91, D28/7, 50; D19/43; D9/337, 338, 377, 390, 403, 413; 206/235, 385, 823, 581; 401/118, 125, 129, 130, 195, 196, 198, 202, 261, 262, 265, 98, DIG. 1; 132/88.7, DIG. 3**

[56] **References Cited**

U.S. PATENT DOCUMENTS

- D. 161,051 11/1950 Piccoli D28/85
- D. 223,335 4/1972 Donoghue D9/377
- D. 231,809 6/1974 Fujishima D28/50
- D. 245,758 9/1977 Pardo D9/377
- D. 250,248 11/1978 Grip D9/377

D. 266,146 9/1982 Morris D9/338

FOREIGN PATENT DOCUMENTS

- 286684 10/1952 Switzerland 132/88.7
- 1158412 7/1969 United Kingdom 401/130

Primary Examiner—Louis S. Zarfes
Attorney, Agent, or Firm—Irving Holtzman; George A. Mentis; Gabriel P. Katona

[57] **CLAIM**

The ornamental design for an applicator container, as shown and described.

DESCRIPTION

FIG. 1 is an exploded perspective view of an applicator container showing my new design;
 FIG. 2 is a top plan view of the design shown in FIG. 1 in assembled form;
 FIG. 3 is a front elevational view of the design shown in FIG. 1 in assembled form, the back of the container having the same appearance;
 FIG. 4 is a side elevational view of the design shown in FIG. 3, the other side of the container having the same appearance; and
 FIG. 5 is a bottom plan view of the design shown in FIG. 3.

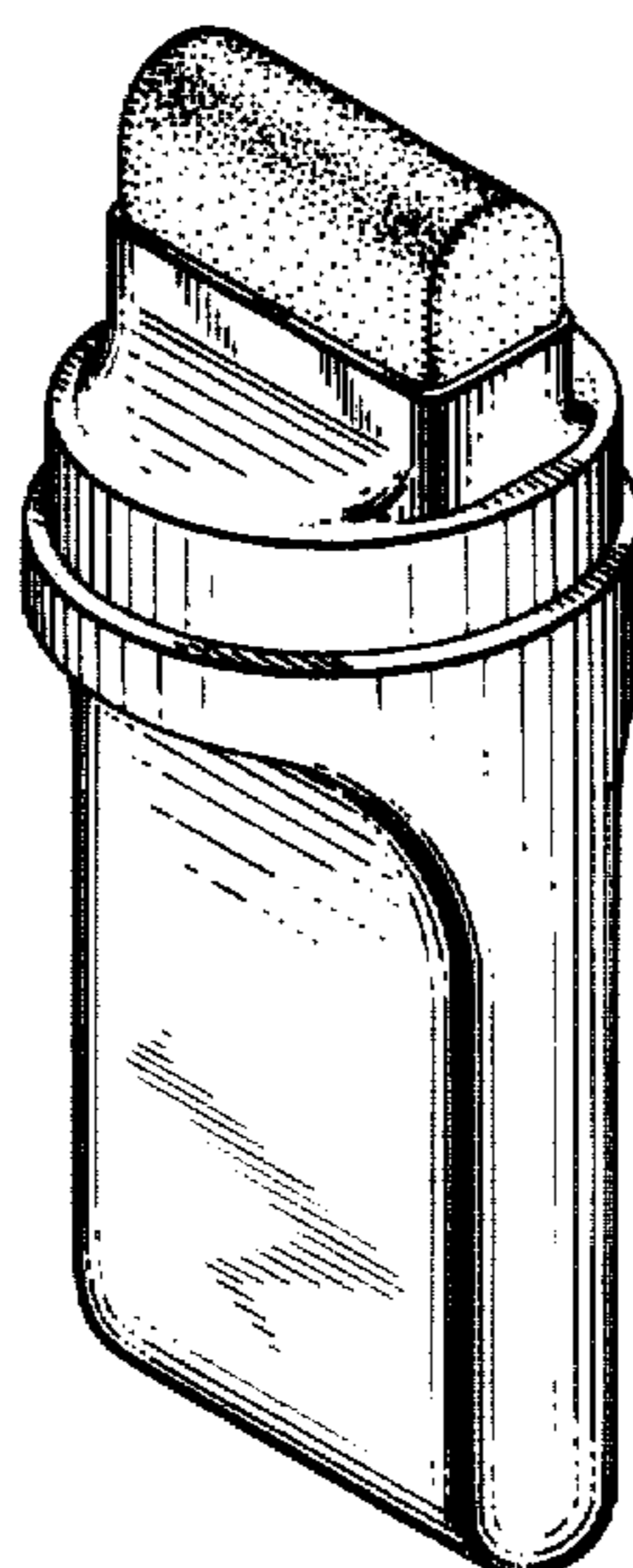
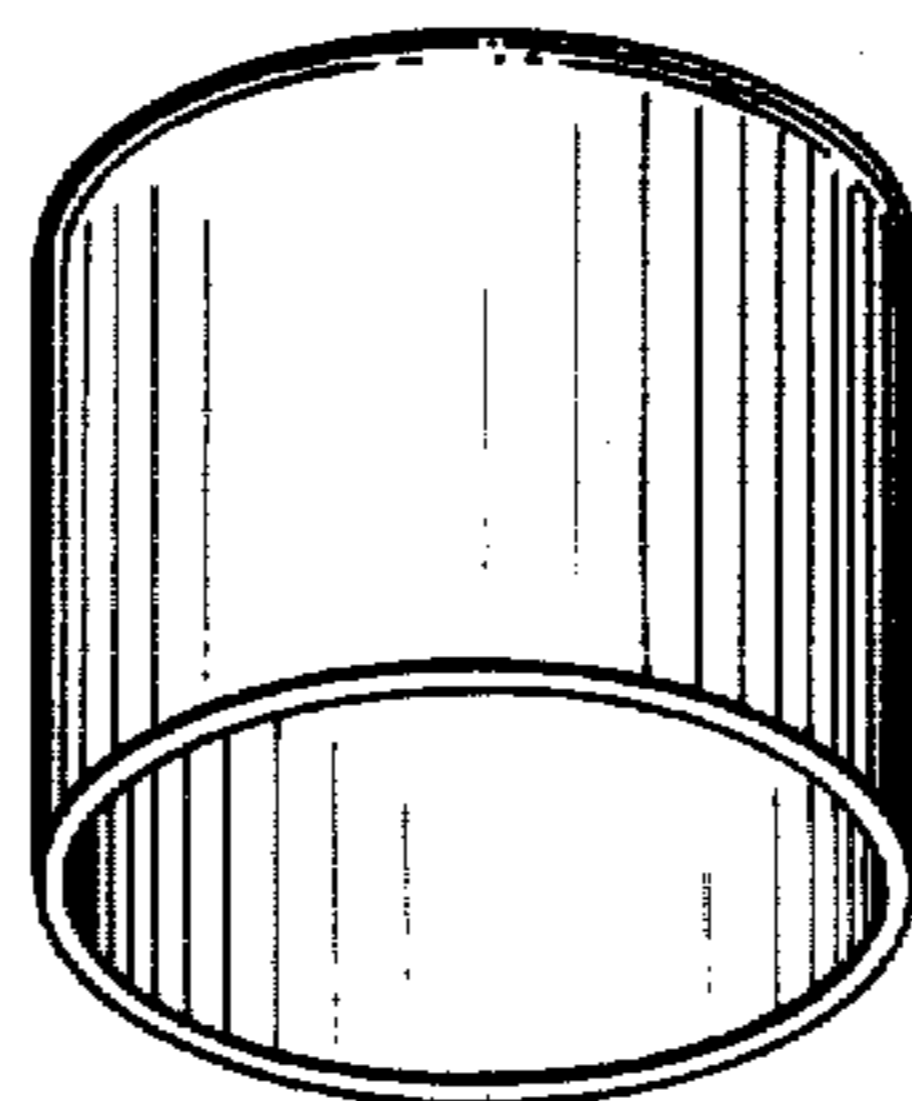


FIG. 1

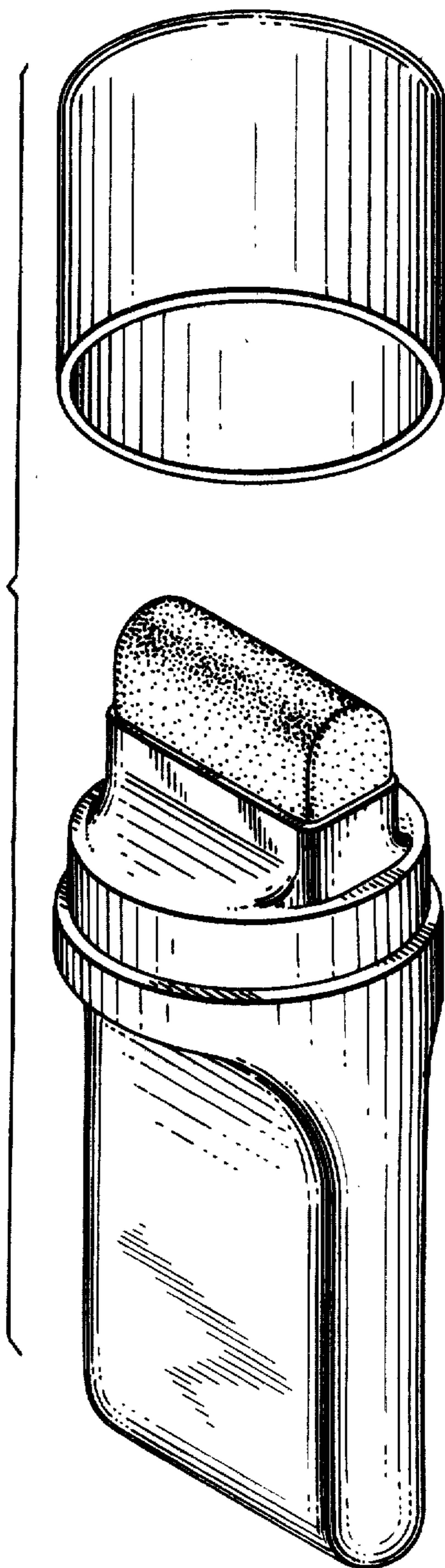


FIG. 2

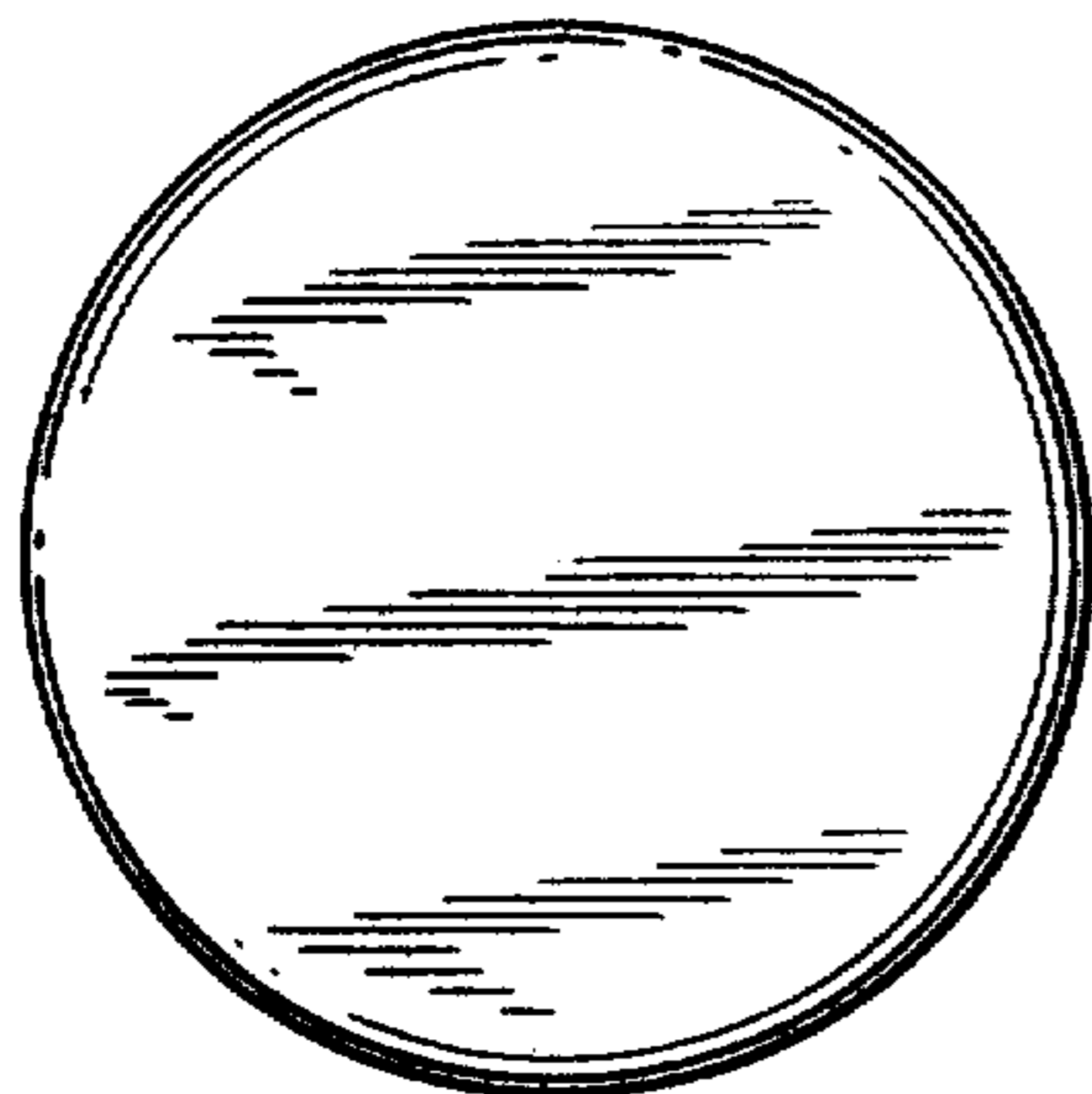


FIG. 4

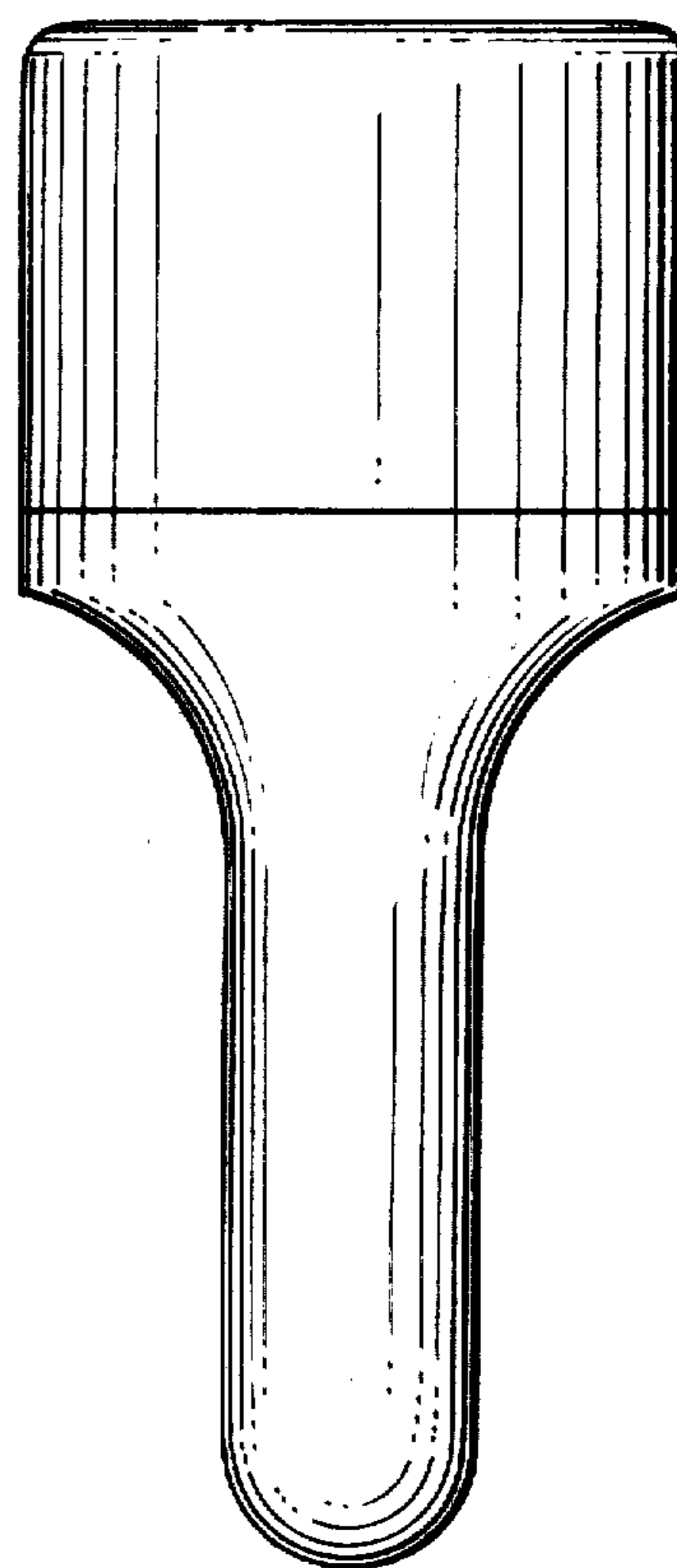


FIG. 3




FIG. 5

