

[54] COMBINED RULER AND ELECTRONIC CALCULATOR

[75] Inventor: Robert S. K. Li, Central, Hong Kong

[73] Assignee: RJP Electronics Limited, Hong Kong, Hong Kong

[\*\*] Term: 14 Years

[21] Appl. No.: 454,486

[22] Filed: Dec. 29, 1982

[30] Foreign Application Priority Data

Jul. 19, 1982 [GB] United Kingdom ..... 1007807

[51] Int. Cl. .... D18-01

[52] U.S. Cl. .... D18/2; D10/71; D10/2; 33/483

[58] Field of Search ..... D10/2, 71; 368/10; 33/1 L, 125 R, 125 A, 438, 483, 484, 485, 494; D18/2; 364/562; D19/36; 235/1 D

[56] References Cited

U.S. PATENT DOCUMENTS

- D. 94,464 2/1935 Bausch ..... D10/71 X
- D. 201,300 6/1965 Seely ..... D10/71
- D. 245,109 7/1977 Yoshioka ..... D10/71 X
- D. 251,252 3/1979 Kamila ..... D10/71 X
- D. 259,476 6/1981 Feingold ..... D10/71
- D. 264,821 6/1982 Henkels ..... D10/2

- D. 269,353 6/1983 Yokoyama ..... D10/2 X
- 1,334,145 3/1920 Eaton ..... D10/71 X
- 4,095,273 6/1978 Gonzales ..... 33/125 A X
- 4,158,229 6/1979 Woo ..... 33/125 A X
- 4,282,571 8/1981 Giovannoli ..... 33/125 A X

OTHER PUBLICATIONS

Hong Kong Enterprises-12/81-p. 38-Item #635-Ruler--Pencil Box-Calculator at bottom center.


Primary Examiner-Nelson C. Holtje  
Attorney, Agent, or Firm-Antonelli, Terry & Wands

[57] CLAIM

The ornamental design for a combined ruler and electronic calculator, substantially as shown and described.

DESCRIPTION

FIG. 1 is a top plan view of a combined ruler and electronic calculator showing my new design;  
 FIG. 2 is a bottom plan view thereof;  
 FIG. 3 is a front elevational view thereof;  
 FIG. 4 is a left side elevational view thereof;  
 FIG. 5 is a right side elevational view thereof;  
 FIG. 6 is a top plan view of a second embodiment of my new design of FIGS. 1-5.  
 FIG. 7 is a bottom plan view thereof;  
 FIG. 8 is a front elevational view thereof;  
 FIG. 9 is a left side elevational view thereof;  
 FIG. 10 is a right side elevational view thereof.



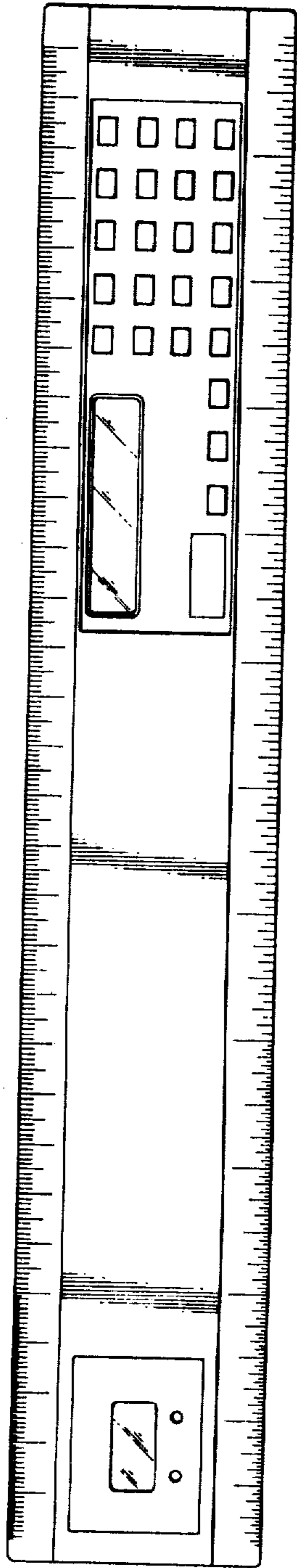


Fig. 1.

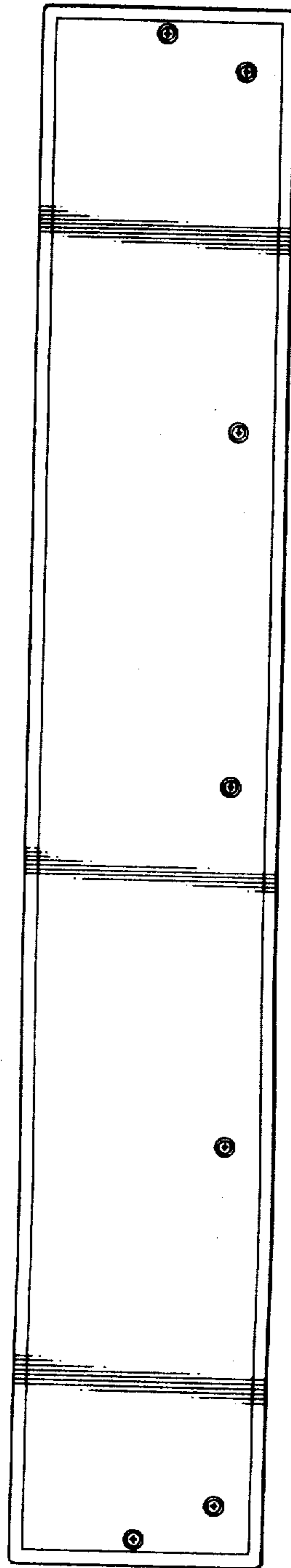


Fig. 2.



Fig. 3.



Fig. 4.



Fig. 5.




Fig. 6.

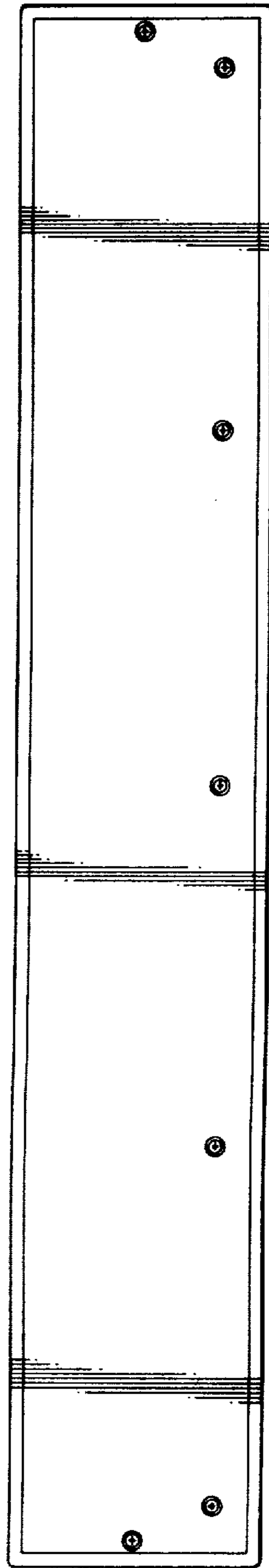


Fig. 7.

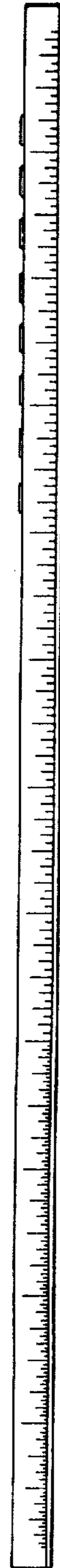


Fig. 8.

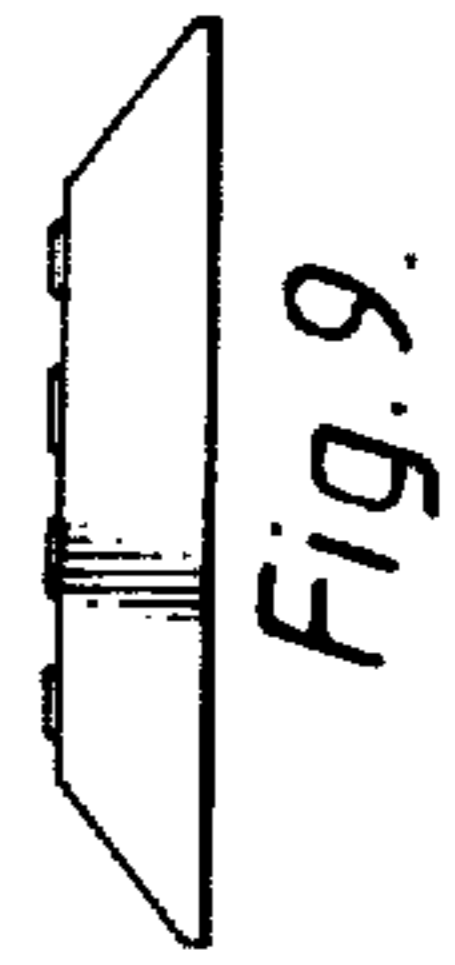


Fig. 9.



Fig. 10.