

[54] CLOSURE ASSEMBLY FOR CONTAINERS

[76] Inventor: Joseph D. Montoya, P.O. Box 5834, South Lake Tahoe, Calif. 95729

[\*\*] Term: 14 Years

[21] Appl. No.: 236,321

[22] Filed: Feb. 20, 1981

[51] Int. Cl. .... D9-07

[52] U.S. Cl. .... D9/454

[58] Field of Search ..... 206/1.5; D34/7-11, D34/1; 220/1 T, 315, 323, 324; D7/97; D9/454; 248/99, 146, DIG. 7; 229/43, 1.5 B, 5.5

[56] References Cited

U.S. PATENT DOCUMENTS

- 1,004,841 10/1911 Austin ..... 220/324
- 1,038,279 9/1912 Bryant ..... 220/324
- 1,039,601 9/1912 Sinn ..... 220/324

- 2,250,977 7/1941 Walker ..... 220/210 X
- 3,208,620 9/1965 Herdering ..... D9/443 X
- 3,666,222 5/1972 Griggers ..... 248/146
- 3,817,563 6/1974 McGlothlin ..... 220/1 T X
- 4,313,292 2/1982 McWilliams ..... 248/99 X

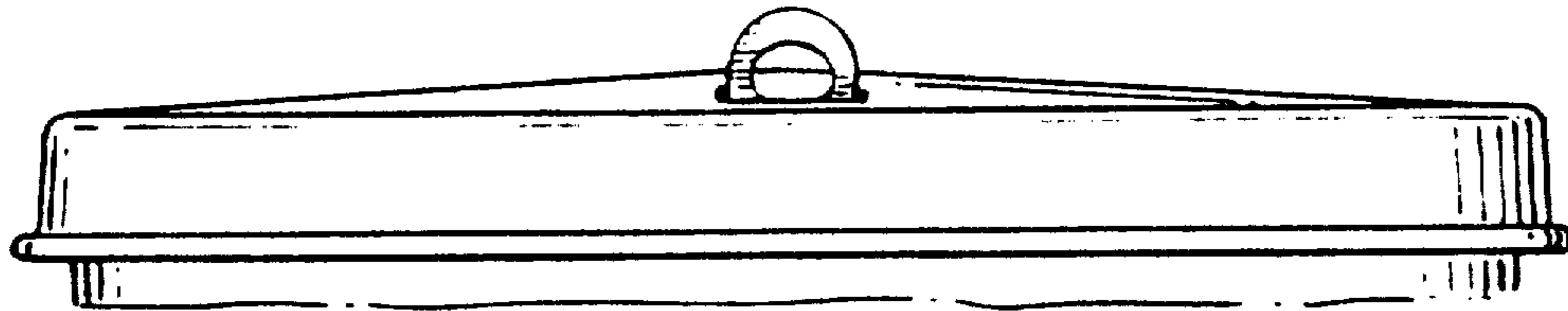
Primary Examiner—Robert C. Spangler  
Attorney, Agent, or Firm—Herbert C. Schulze

[57] CLAIM


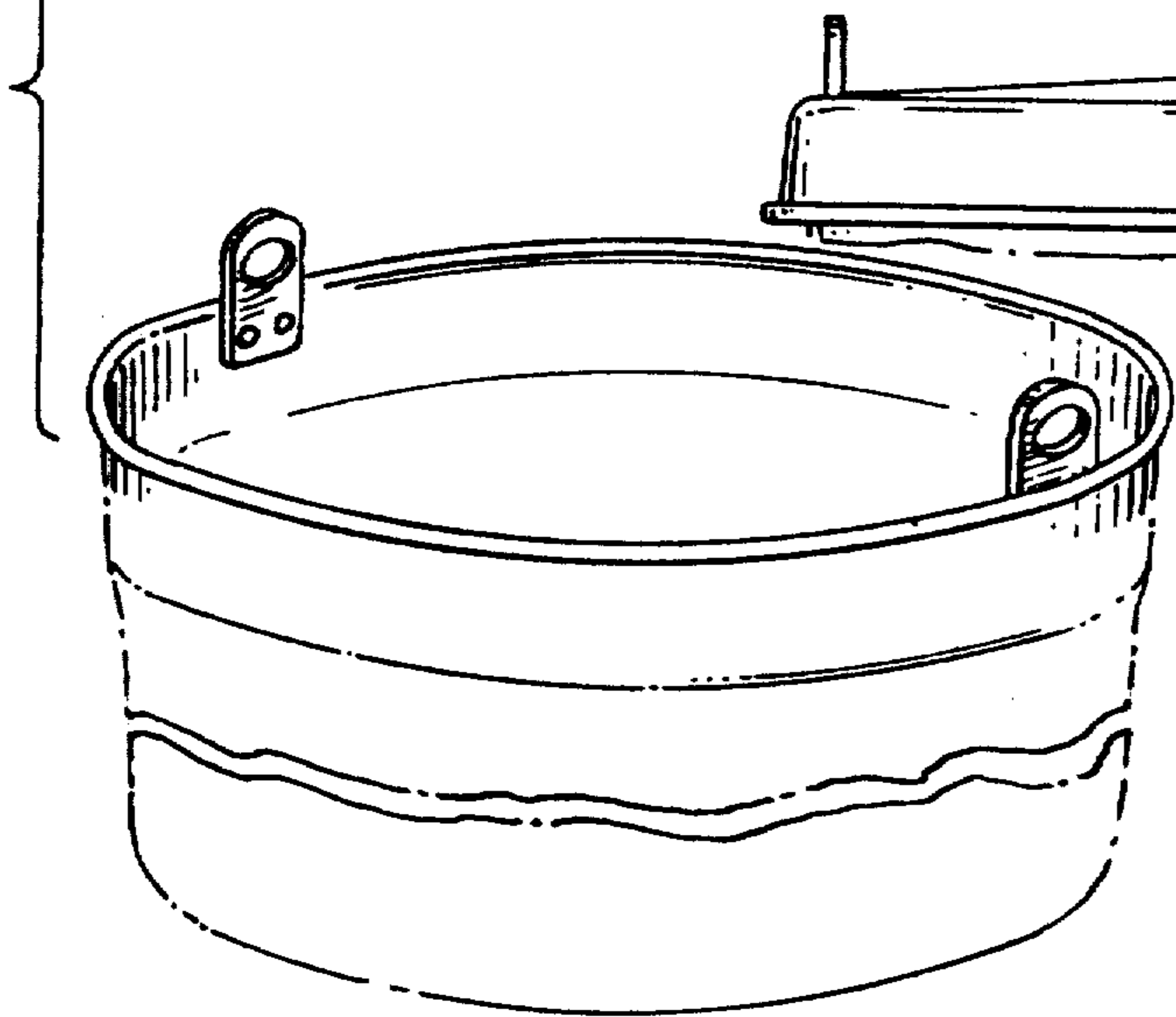
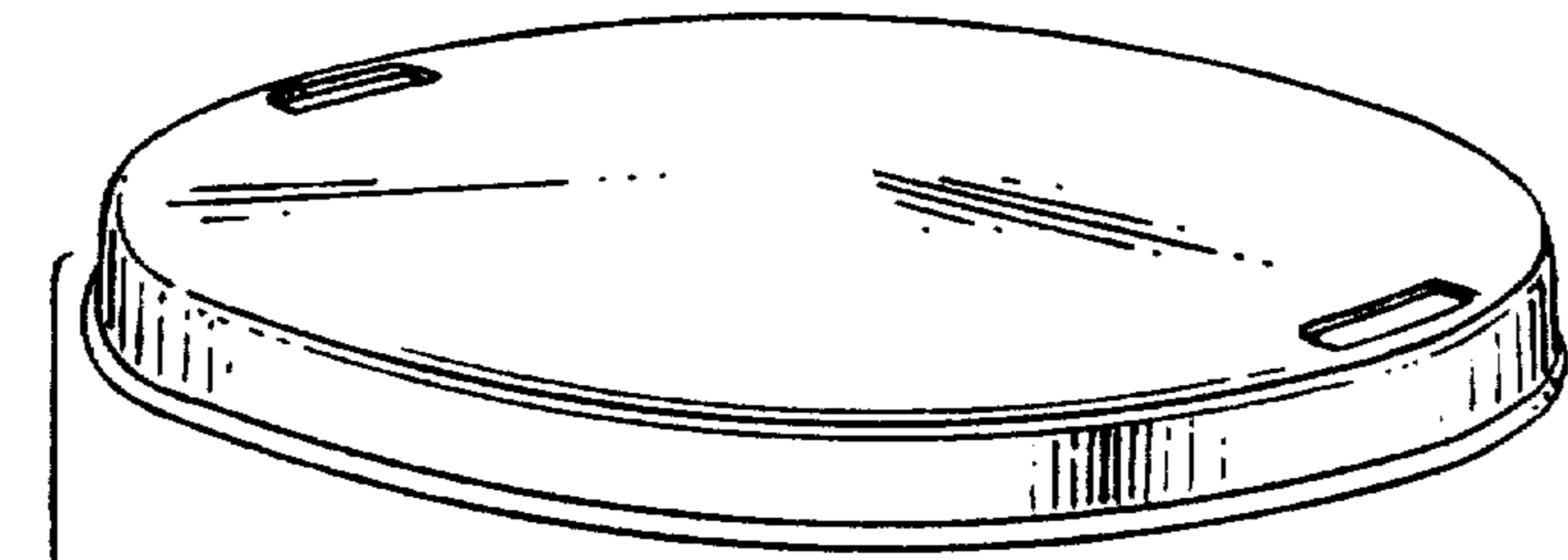
The ornamental design for a closure assembly for containers, as shown and described.

DESCRIPTION

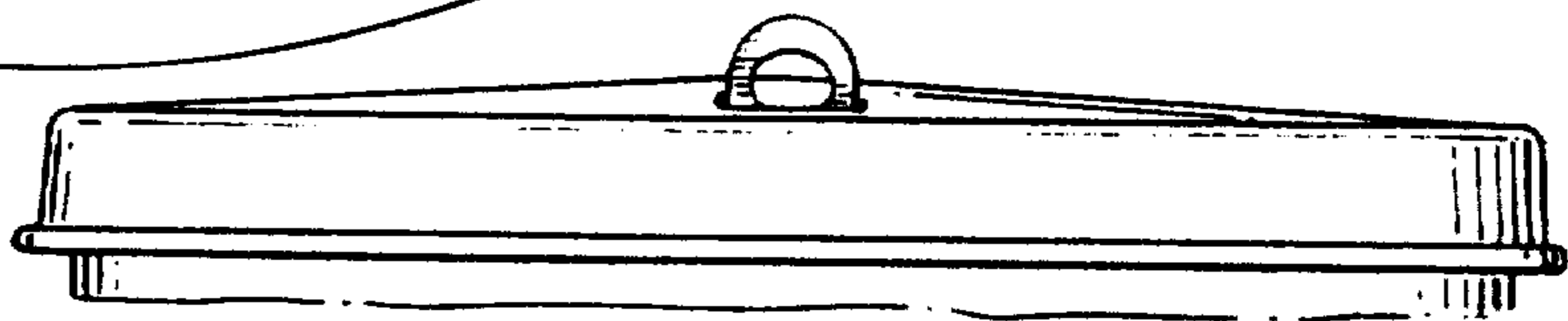
FIG. 1 is an exploded perspective view of a closure assembly for containers showing my new design;  
 FIG. 2 is a top plan view;  
 FIG. 3 is a front elevational view in a closed position; and  
 FIG. 4 is a side elevational view, the opposite side being the same in appearance.  
 The broken lines showing of a portion of a container is for illustrative purposes only.



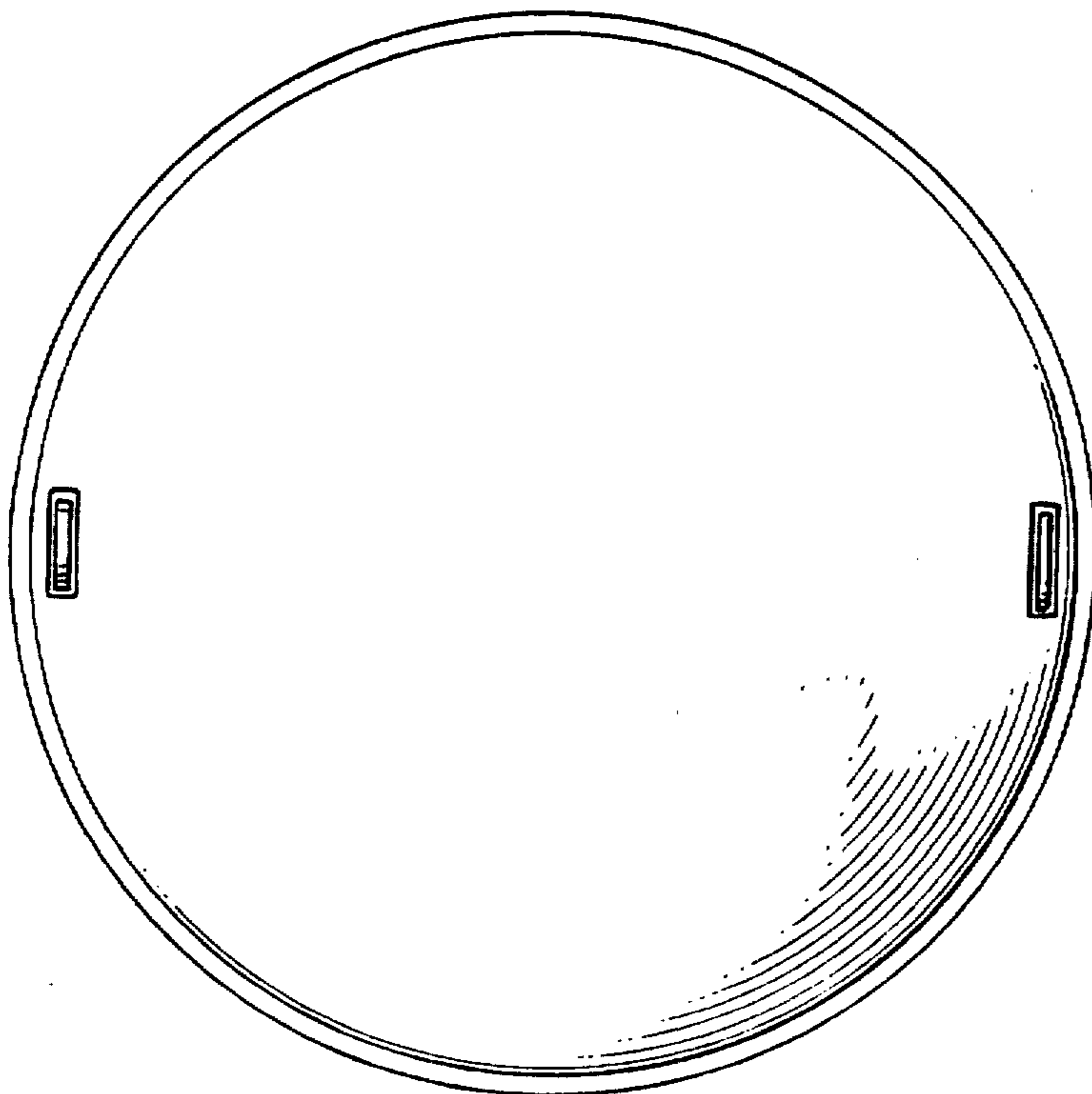
*FIG. 1.*



*FIG. 4.*



*FIG. 3.*



*FIG. 2.*