

[54] PULL

[75] Inventor: Raymond U. H. Tegner, Lodi, Wis.

[73] Assignee: Amerock Corporation, Rockford, Ill.

[\*\*] Term: 14 Years

[21] Appl. No.: 270,496

[22] Filed: Jun. 4, 1981

[51] Int. Cl. .... D8-06

[52] U.S. Cl. .... D8/316

[58] Field of Search ..... D8/300, 301, 307, 308,  
D8/310-320; 16/110 R, 111 R, 121

[56] References Cited

U.S. PATENT DOCUMENTS

D. 200,195	2/1965	Clayton	.....	D10/8
D. 206,114	11/1966	Morgan	.....	D8/316
D. 225,963	1/1973	Clayton	.....	D8/6
4,087,141	5/1978	Roberts	.....	16/110 R

OTHER PUBLICATIONS

Belwith Cabinet Hardware Cat. 278; ©1978; p. 15; pull P249; p. 21, pull P54AV.

Primary Examiner—B. J. Bullock  
Attorney, Agent, or Firm—Leydig, Voit, Osann, Mayer & Holt, Ltd.

[57] CLAIM

The ornamental design for a pull, as shown and described.

DESCRIPTION

FIG. 1 is a front elevational view of a pull incorporating my new design.

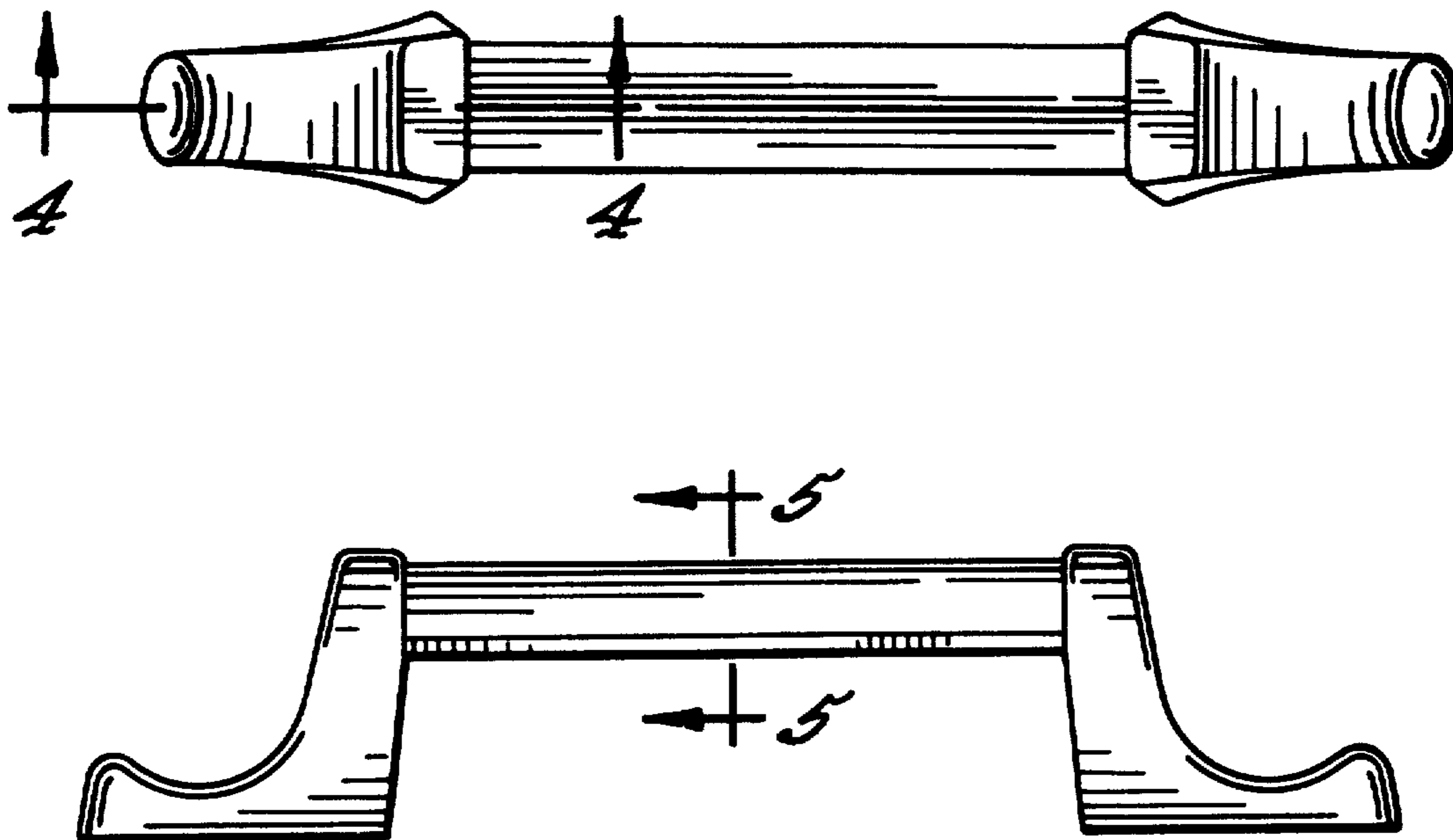
FIG. 2 is a bottom plan view thereof, the top being a mirror image.

FIG. 3 is an end elevational view thereof.

FIG. 4 is an enlarged fragmentary sectional view taken on line 4-4 of FIG. 1.

FIG. 5 is an enlarged sectional view taken on line 5-5 of FIG. 2.

FIG. 6 is an enlarged sectional view similar to FIG. 5 of a second embodiment of the design of FIG. 1, the only difference being the use of a wood covering on the handle portion.






FIG. 1.

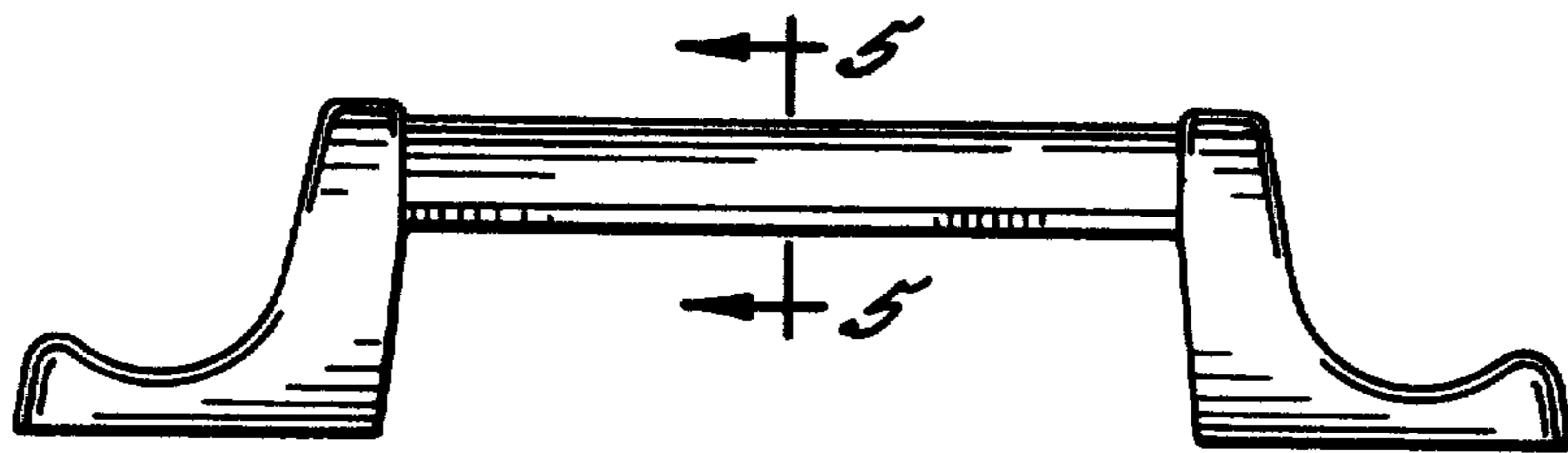


FIG. 2.

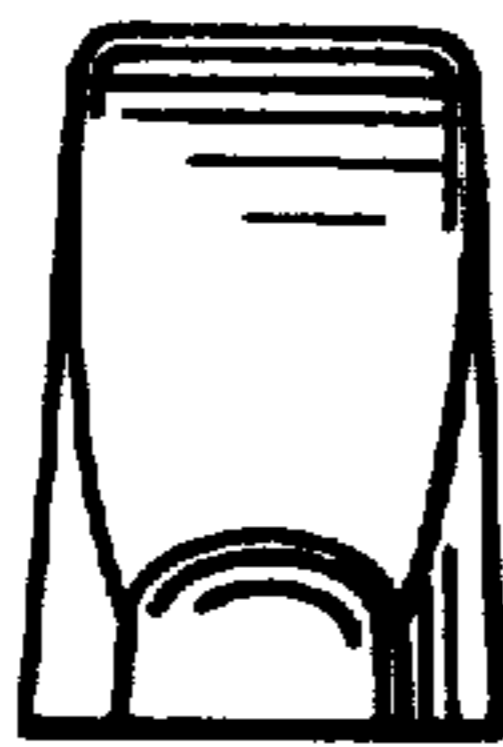


FIG. 3.

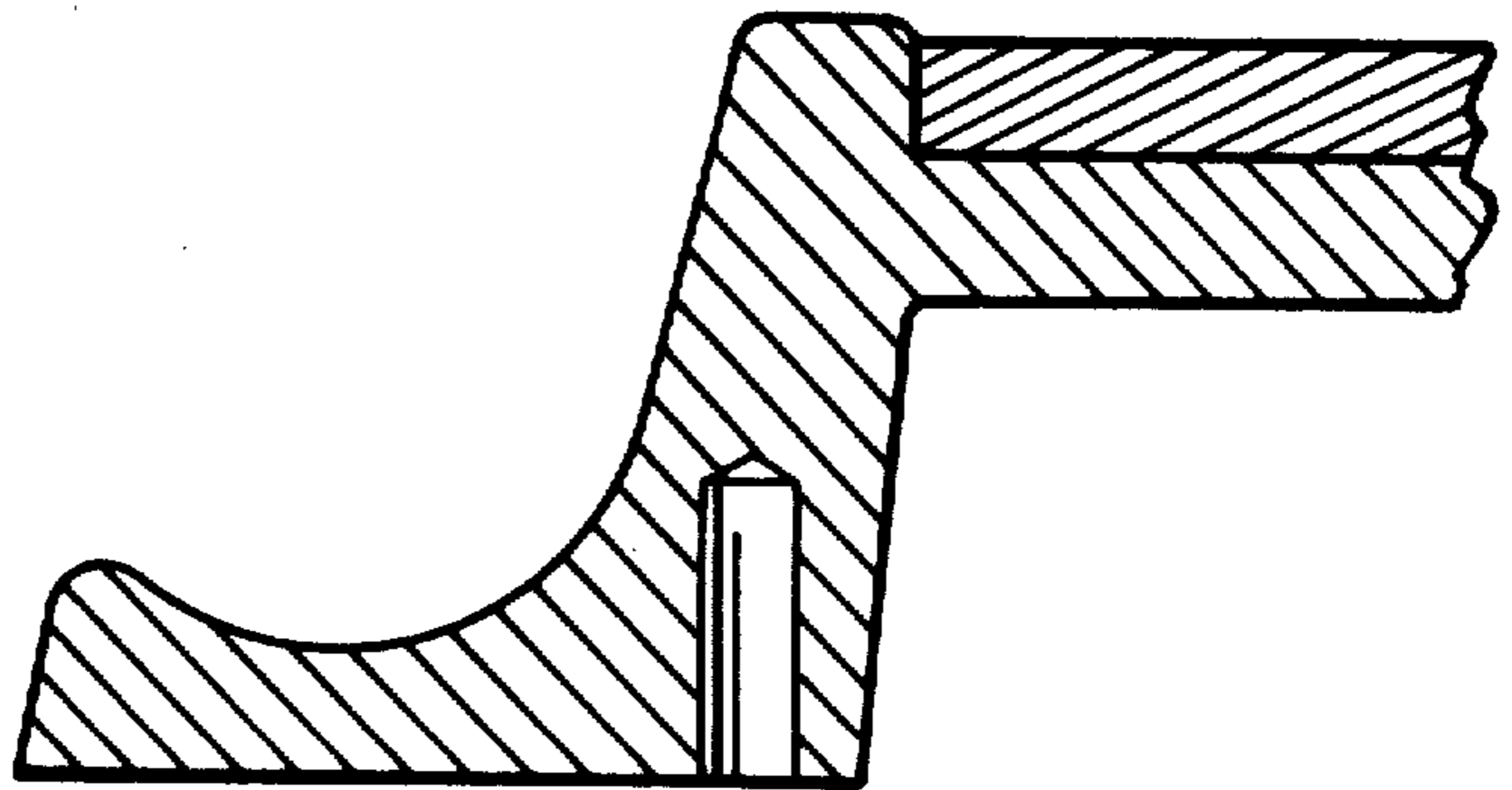


FIG. 4.




FIG. 5.




FIG. 6.