

[54] DRAPERY HANGER

[76] Inventors: **Gerald E. Guebert**, 3039 Eric La., Dallas, Tex. 75234; **Raymond R. Belknap**, 125 Star, Austin, Tex. 78776

[**] Term: **14 Years**

[21] Appl. No.: **271,537**

[22] Filed: **Jun. 8, 1981**

[51] Int. Cl. **D6-04; D6-08**

[52] U.S. Cl. **D6/113; D6/247**

[58] Field of Search **D6/347, 257, 113; 211/113, 118, 119; 223/85, 87-96, DIG. 3**

[56] **References Cited**

U.S. PATENT DOCUMENTS

D. 126,753	4/1941	Xiques	D6/252
D. 193,746	10/1962	Cohen	D6/247
688,916	12/1901	Wright	D6/252
2,994,462	8/1961	Hirsch et al.	223/85

3,485,423	12/1969	Wagar et al.	223/85
4,193,504	3/1980	Berkowitz	211/119

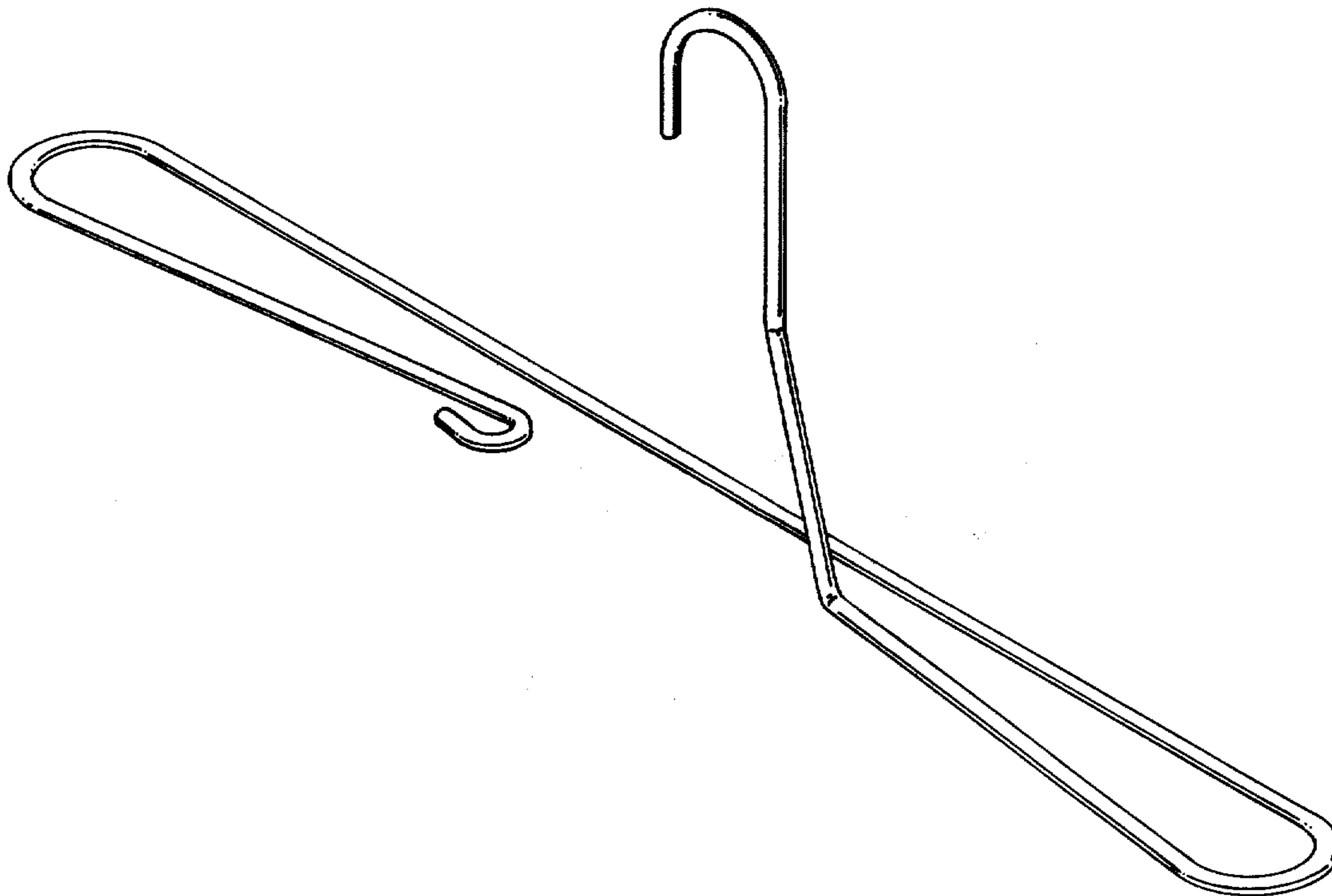
Primary Examiner—B. J. Bullock
Attorney, Agent, or Firm—Hubbard, Thurman, Turner & Tucker

[57] **CLAIM**

The ornamental design for a drapery hanger, as shown and described.

DESCRIPTION

FIG. 1 is an enlarged perspective view of a drapery hanger showing our new design; FIG. 2 is a top plan view thereof; FIG. 3 is a front elevational view thereof; FIG. 4 is a rear elevational view thereof; FIG. 5 is a bottom plan view thereof; FIG. 6 is a side elevational view taken from the right of FIG. 1; FIG. 7 is a side elevational view taken from the left of FIG. 1.



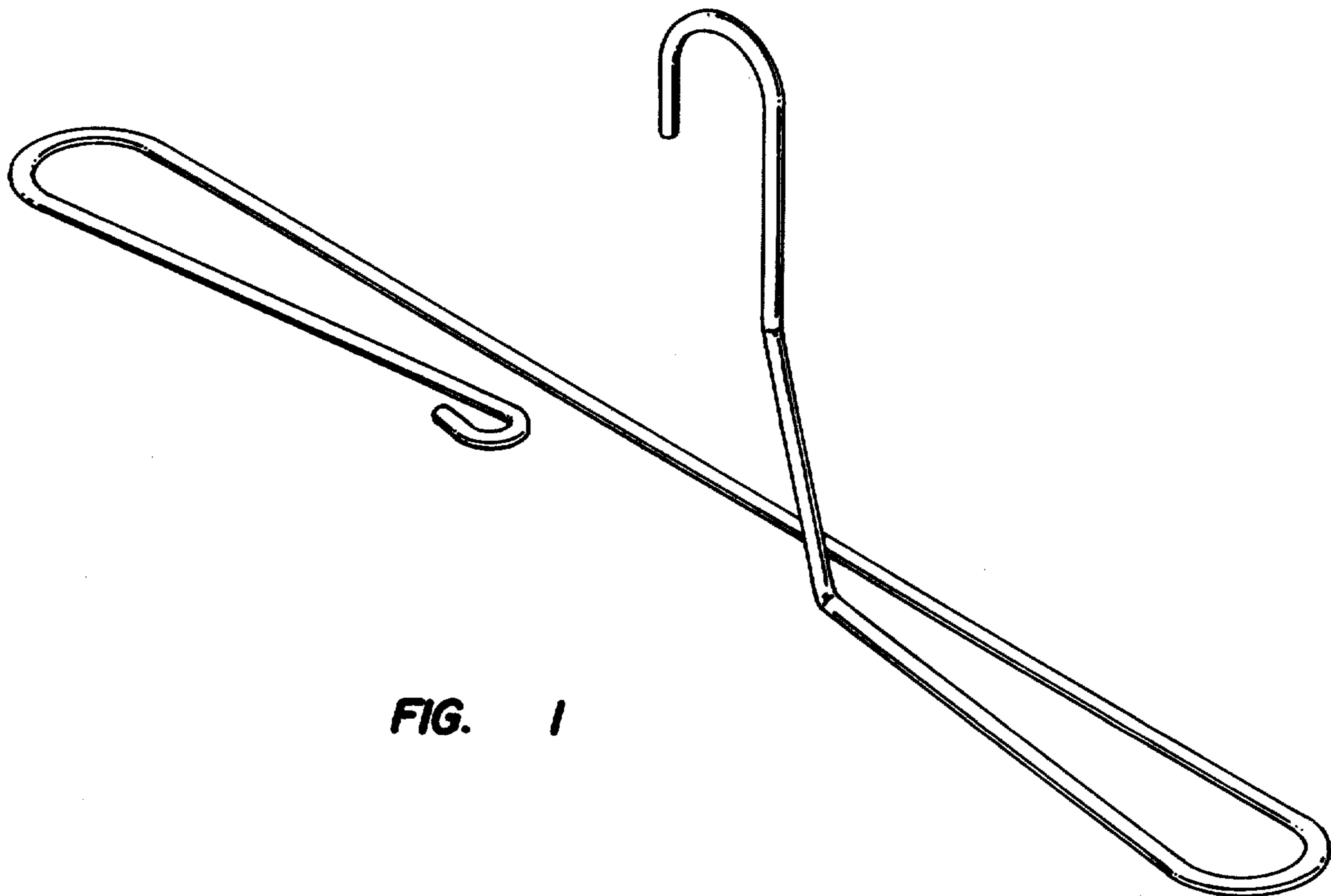


FIG. 1



FIG. 2

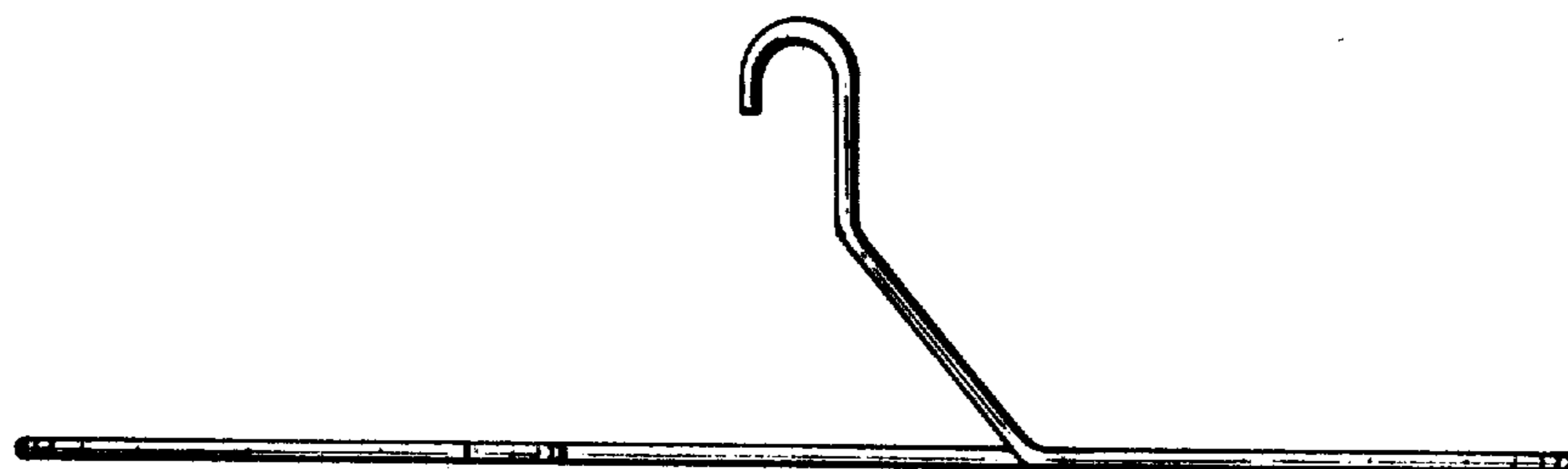


FIG. 3

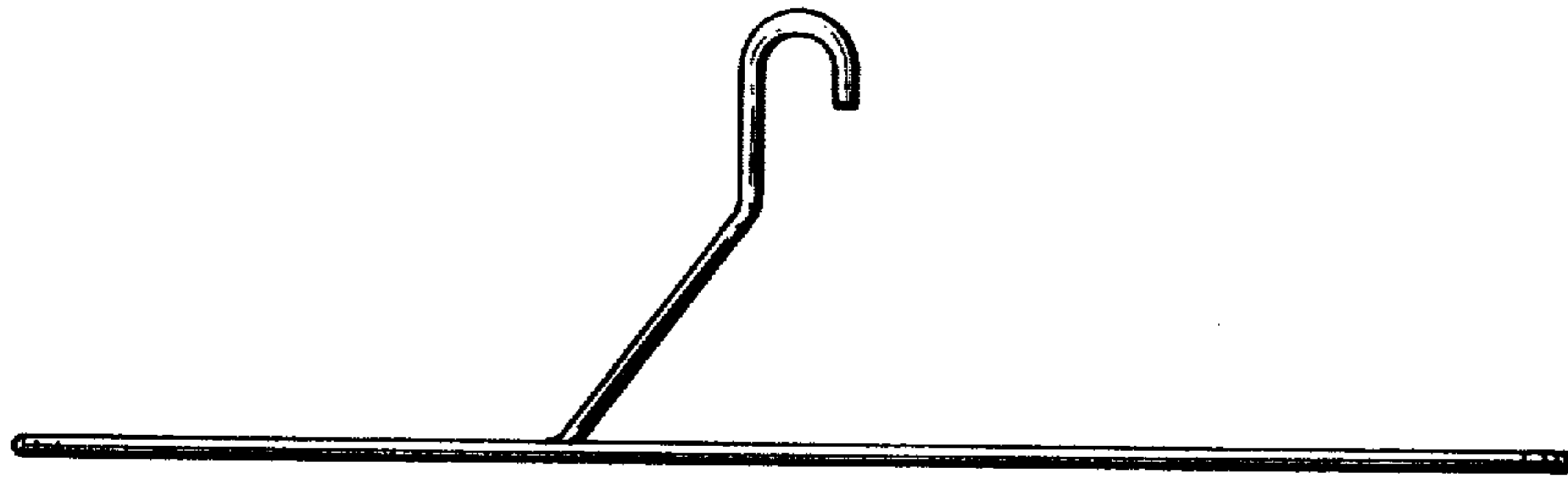


FIG. 4



FIG. 5

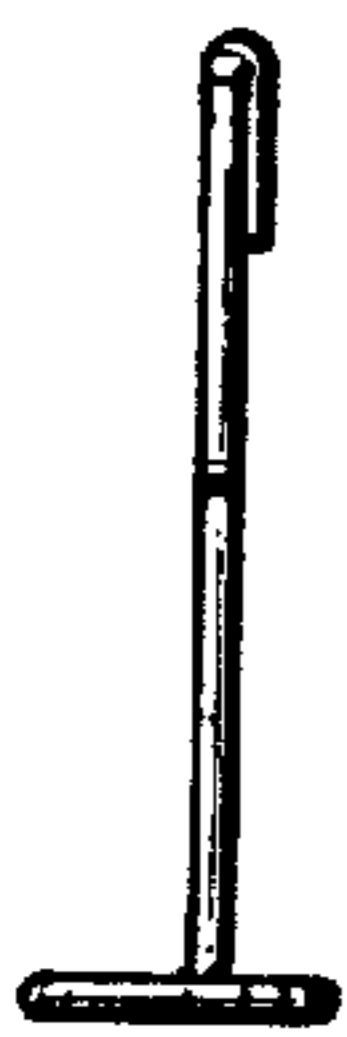


FIG. 6



FIG. 7