

[54] HANDLE FOR TOOTH BRUSH OR SIMILAR ARTICLE

[75] Inventor: Paul M. Rosofsky, Willingboro, N.J.

[73] Assignee: Oral Ease Inc., Willingboro, N.J.

[**] Term: 14 Years

[21] Appl. No.: 286,203

[22] Filed: Jul. 23, 1981

[51] Int. Cl. D4-02

[52] U.S. Cl. D4/25

[58] Field of Search D4/24, 25; 15/159 R, 15/159 A, 160, 167 R

[56] References Cited

U.S. PATENT DOCUMENTS

D. 234,651	4/1975	Buckley	D4/24
2,094,240	9/1937	Herrick et al.	15/167
2,114,947	4/1938	Warsaw	15/167
2,263,885	11/1941	McGauley	15/143
2,267,670	12/1941	Rosenwasser	15/143
2,511,235	6/1950	Arwood	15/143
2,668,308	2/1954	Grossman	15/106
3,067,446	12/1962	McGauley	15/143
4,109,339	8/1978	Dietrich	15/167 R

4,274,174 6/1981 Ertel 15/143 R

Primary Examiner—Catherine E. Kemper
Attorney, Agent, or Firm—Fleit, Jacobson & Cohn

[57] CLAIM

The ornamental design for a handle for tooth brush or similar article, substantially as shown and described.

DESCRIPTION

FIG. 1 is a top plan view of a handle for tooth brush or similar article showing my new design;

FIG. 2 is a side elevational view, the opposite side being a mirror image thereof;

FIG. 3 is a left end elevational view thereof;

FIG. 4 is a right end elevational view thereof;

FIG. 5 is a sectional view taken along line 5—5 of FIG. 2; and

FIG. 6 is a bottom plan view thereof;

FIG. 7 is a top plan view of a second embodiment of a handle for tooth brush or similar article;

FIG. 8 is a side elevational view, the opposite side being a mirror image thereof;

FIG. 9 is a left end elevational view thereof;

FIG. 10 is a right end elevational view thereof;

FIG. 11 is a bottom plan view thereof.

The broken line disclosure in FIG. 2 is for illustrative purposes only and forms no part of the claimed design.

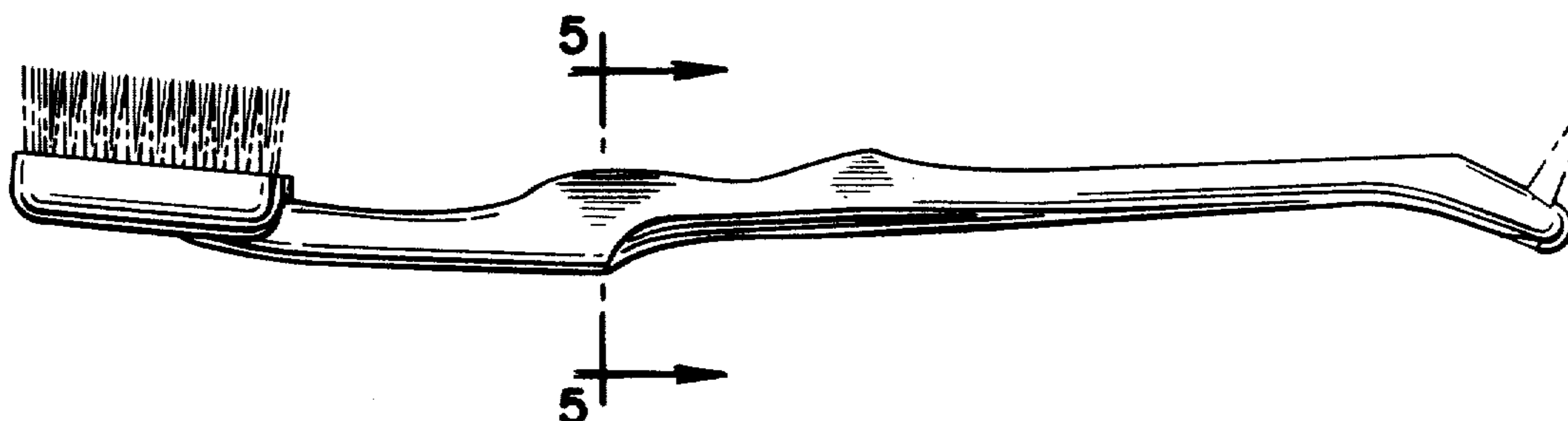


FIG. 1

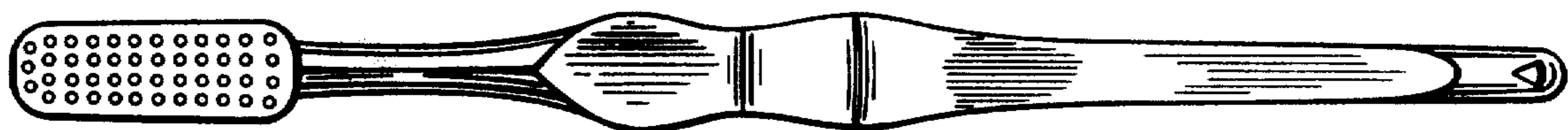


FIG. 2

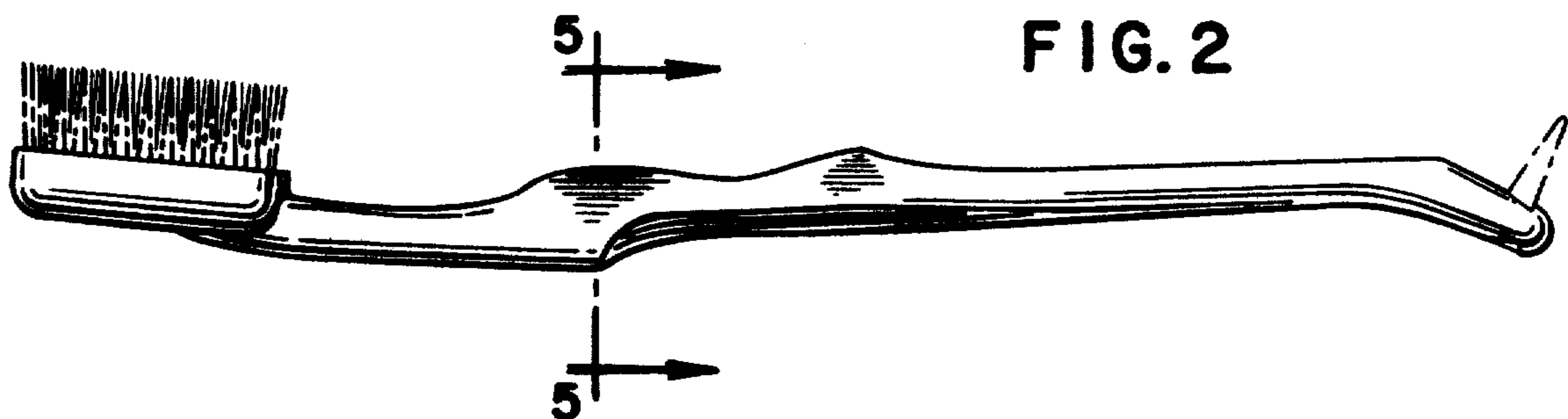


FIG. 3



FIG. 5



FIG. 4



FIG. 6

FIG. 7

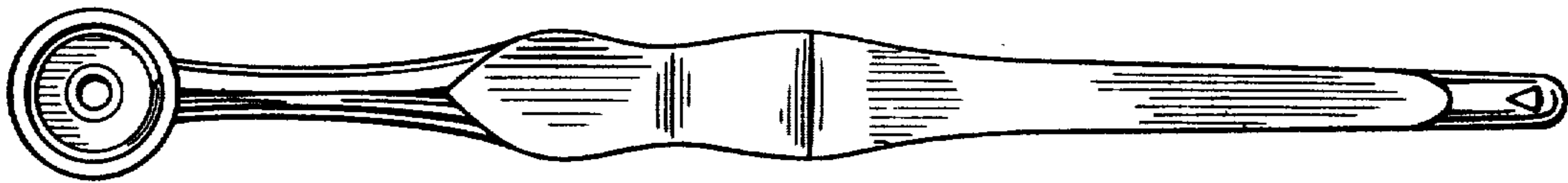


FIG. 8



FIG. 9



FIG. 10



FIG. 11