

[54] **HOLDER FOR PROTECTIVE SPRAY AND KEYS**

[76] Inventor: **John R. Boal**, 9014 E. Lazywood Pl., Carefree, Ariz. 85331

[\*\*] Term: **14 Years**

[21] Appl. No.: **247,224**

[22] Filed: **Mar. 25, 1981**

[51] Int. Cl. .... **D3—02**

[52] U.S. Cl. .... **D3/62; D3/30.1**

[58] Field of Search .... **D3/30.1, 61-65; 150/28 R, 52 R; D8/34; D22/13, 14; D27/99; D2/400; 224/904, 191**

[56] **References Cited**

**U.S. PATENT DOCUMENTS**

D. 185,894	8/1959	Dawson	.....	D8/34
D. 208,811	10/1967	Hocq	.....	D3/66
D. 256,266	8/1980	Sorgnard	.....	D22/14
4,176,773	12/1979	Wilkinson	.....	D3/30.1

*Primary Examiner*—George P. Word

*Attorney, Agent, or Firm*—Polster, Polster and Lucchesi

[57] **CLAIM**

The ornamental design for a holder for protective spray and keys, as shown and described.

**DESCRIPTION**

FIG. 1 is a front elevational view of a holder for protective spray and keys showing my new design; FIG. 2 is a right side elevational view of FIG. 1; FIG. 3 is a left side elevational view of FIG. 1; FIG. 4 is a rear elevational view of FIG. 1; FIG. 5 is a top plan view of FIG. 1; and FIG. 6 is a bottom plan view.




FIG. 1




FIG. 2




FIG. 3




FIG. 4




FIG. 5




FIG. 6

