

[54] ADJUSTABLE THIMBLE

[76] Inventor: Evelyn A. Lynn, 24161 Delphi St., Mission Viejo, Calif. 92691

[**] Term: 14 Years

[21] Appl. No.: 268,073

[22] Filed: May 27, 1981

[51] Int. Cl. D02-07

[52] U.S. Cl. D3/29

[58] Field of Search D3/18, 29; 223/101; 2/21

[56] References Cited

U.S. PATENT DOCUMENTS

D. 208,047	7/1967	Brophy	D3/29
D. 228,838	10/1973	Mayer	D3/29
1,301,093	4/1919	Bradford	223/101
2,447,774	8/1948	Salisbury	223/101
4,127,222	11/1978	Adams	223/101

4,149,661	4/1979	Curtiss	223/101
4,239,134	12/1980	Joy	223/101

FOREIGN PATENT DOCUMENTS

20139 of 1904 United Kingdom D3/29 X

Primary Examiner—Joel Stearman
Assistant Examiner—Carmen H. Vales
Attorney, Agent, or Firm—Hubbard & Stetina

[57] CLAIM

The ornamental design for an adjustable thimble, as shown and described.

DESCRIPTION

FIG. 1 is a top perspective view of an adjustable thimble showing my new design;
FIG. 2 is a front elevational view thereof;
FIG. 3 is a bottom plan view thereof;
FIG. 4 is a top plan view thereof;
FIG. 5 is a left end elevational view thereof; and
FIG. 6 is a right end elevational view thereof.


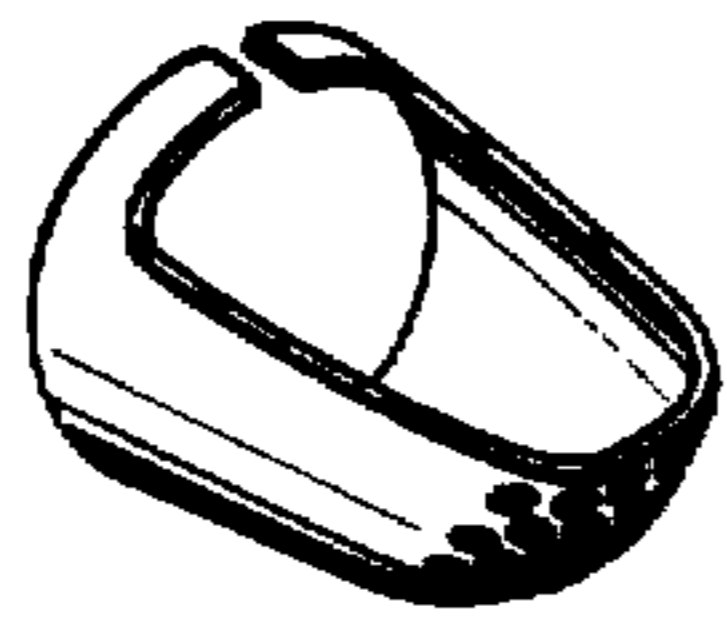


Fig. 1




Fig. 4

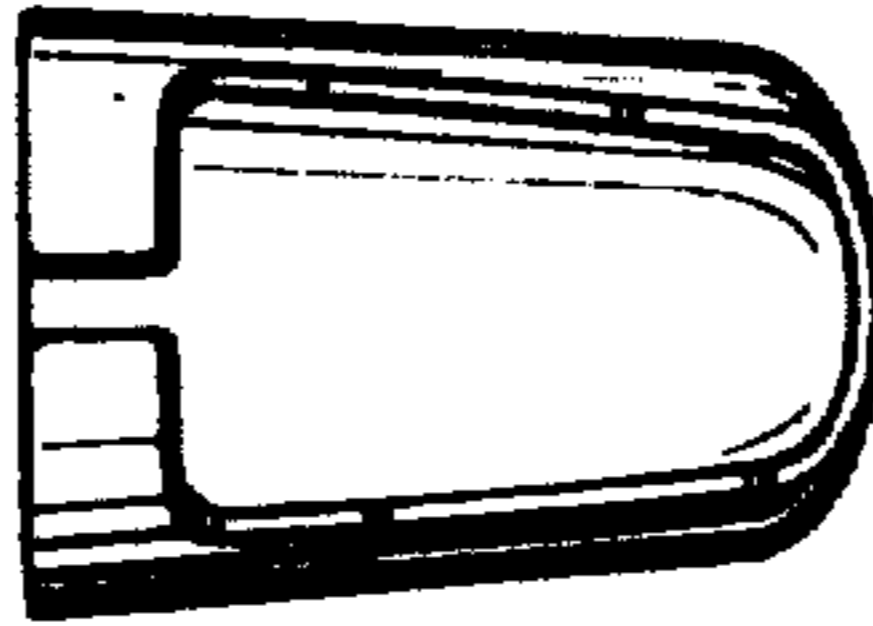


Fig. 5

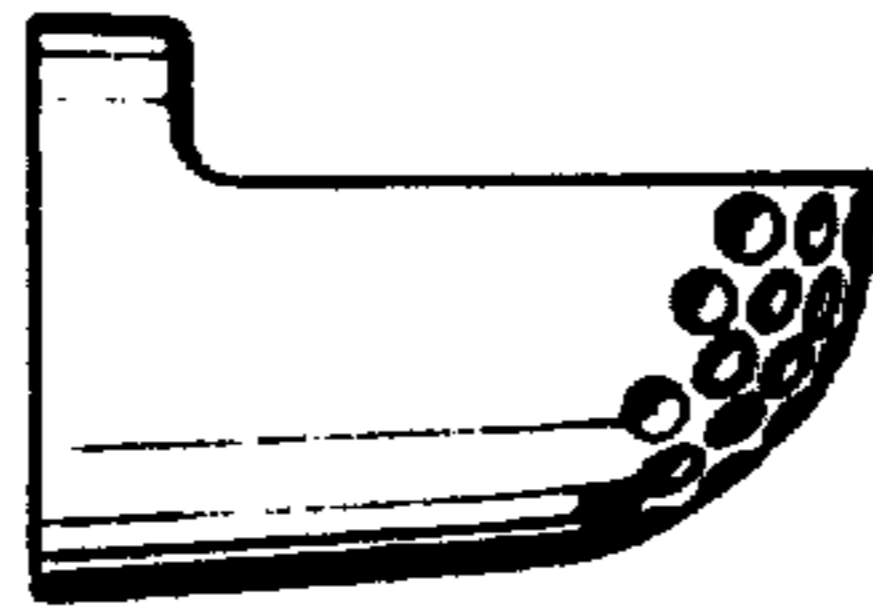


Fig. 2



Fig. 6




Fig. 3