

[54] HEEL STABILIZER

[76] Inventor: Donald S. Pritt, 4542 Emerson Ave., Parkersburg, W. Va. 26101

[**] Term: 14 Years

[21] Appl. No.: 274,993

[22] Filed: Jun. 18, 1981

[51] Int. Cl. D2-04

[52] U.S. Cl. D2/314; D2/317

[58] Field of Search D2/314, 317, 323; 36/37, 69, 71, 92

[56] References Cited

U.S. PATENT DOCUMENTS

- D. 120,317 4/1940 Reeves D2/320
- D. 260,196 8/1981 Plagenhoef D2/319
- 4,322,892 4/1982 Inohara 36/3 B X

Primary Examiner—Nelson C. Holtje
Attorney, Agent, or Firm—John E. Benoit

[57] CLAIM

The ornamental design for a heel stabilizer, as shown and described.

DESCRIPTION

FIG. 1 is a left side elevational view of a heel stabilizer showing my new design, the right side being a mirror image thereto;

FIG. 2 is a top plan view thereof;

FIG. 3 is a bottom plan view thereof;

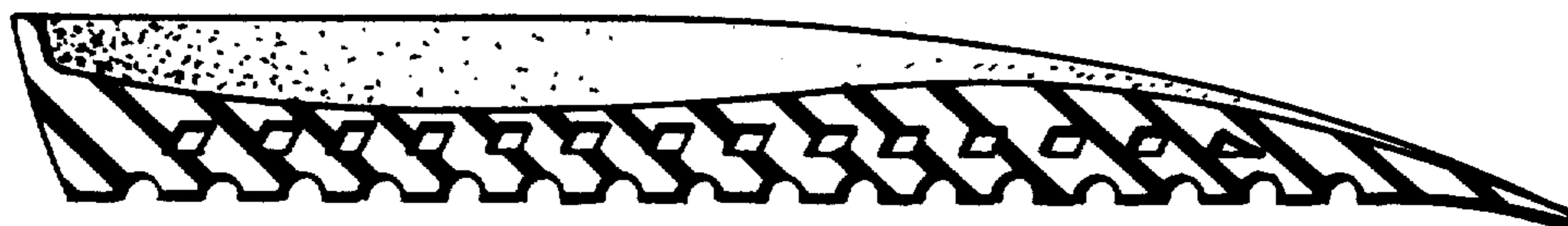
FIG. 4 is a front elevational view thereof;

FIG. 5 is a rear elevational view thereof;

FIG. 6 is a cross-sectional view as taken from line 6—6 of FIG. 1;

FIG. 7 is a cross-sectional view as taken from line 7—7 of FIG. 2.

The left side elevational view is identical to the right side elevational view.






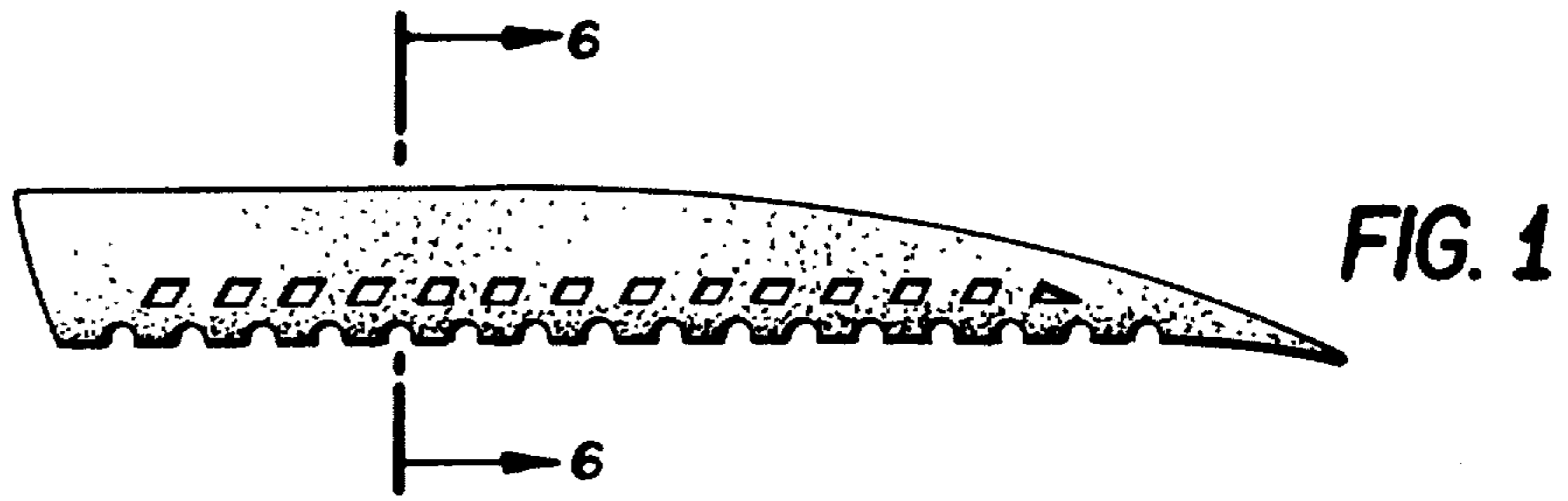


FIG. 4



FIG. 5

FIG. 6



FIG. 7

