

[54] FISHING ROD HANDLE COMPONENT

[75] Inventors: Shigeru Yamamoto, Higashikurume; Hideo Nakamura, Koganei, both of Japan

[73] Assignee: Daiwa Seiko, Inc., Tokyo, Japan

[**] Term: 14 Years

[21] Appl. No.: 289,645

[22] Filed: Aug. 3, 1981

[30] Foreign Application Priority Data

Feb. 9, 1981 [JP] Japan 56-4695

[51] Int. Cl. D24-05; D22-23;26

[52] U.S. Cl. D22/23

[58] Field of Search 43/18.1, 18.5, 22, 23, 43/24

[56] References Cited

U.S. PATENT DOCUMENTS

D. 228,759	10/1973	Ohmura	D22/23
D. 252,639	8/1979	Ohmura	D22/23
D. 254,683	4/1980	Endu et al.	D22/23
D. 258,231	2/1981	Airhart	D22/23

Primary Examiner—A. Hugo Word
Attorney, Agent, or Firm—Sughrue, Mion, Zinn, Macpeak and Seas

[57] CLAIM

The ornamental design for a fishing rod handle component, as shown and described.

DESCRIPTION

FIG. 1 is a rear, top and left side perspective view of a fishing rod handle component showing our new design; FIG. 2 is a left side elevational view thereof, the opposite side being a mirror image thereof; FIG. 3 is a top plan view thereof; FIG. 4 is a bottom plan view thereof; FIG. 5 is a rear elevational view thereof; and FIG. 6 is a front elevational view thereof.

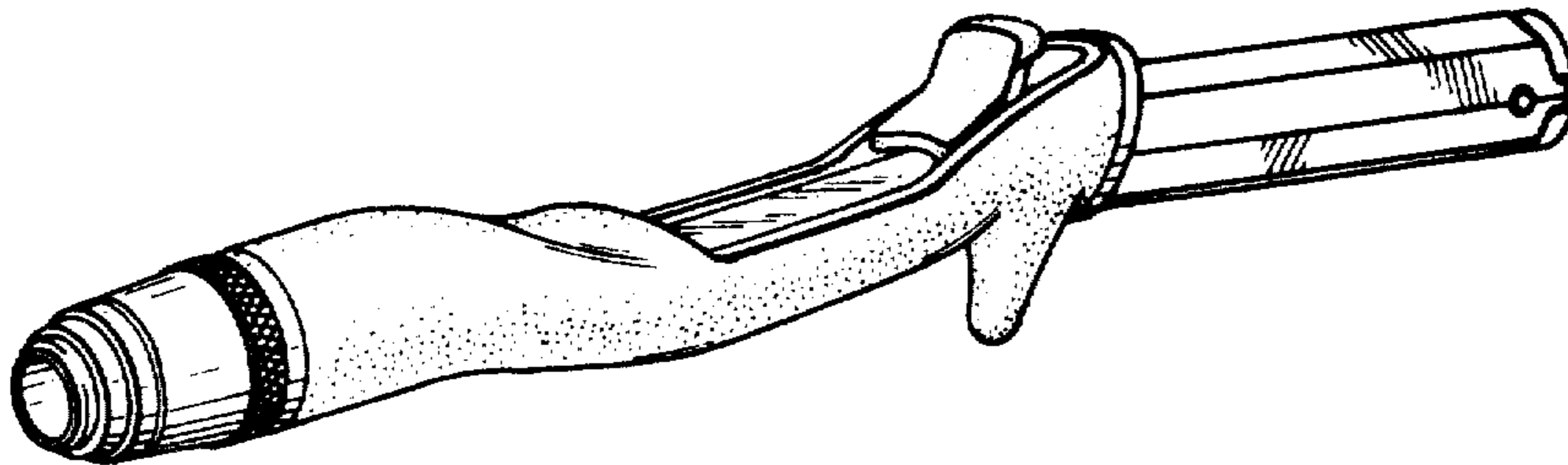


FIG. 1

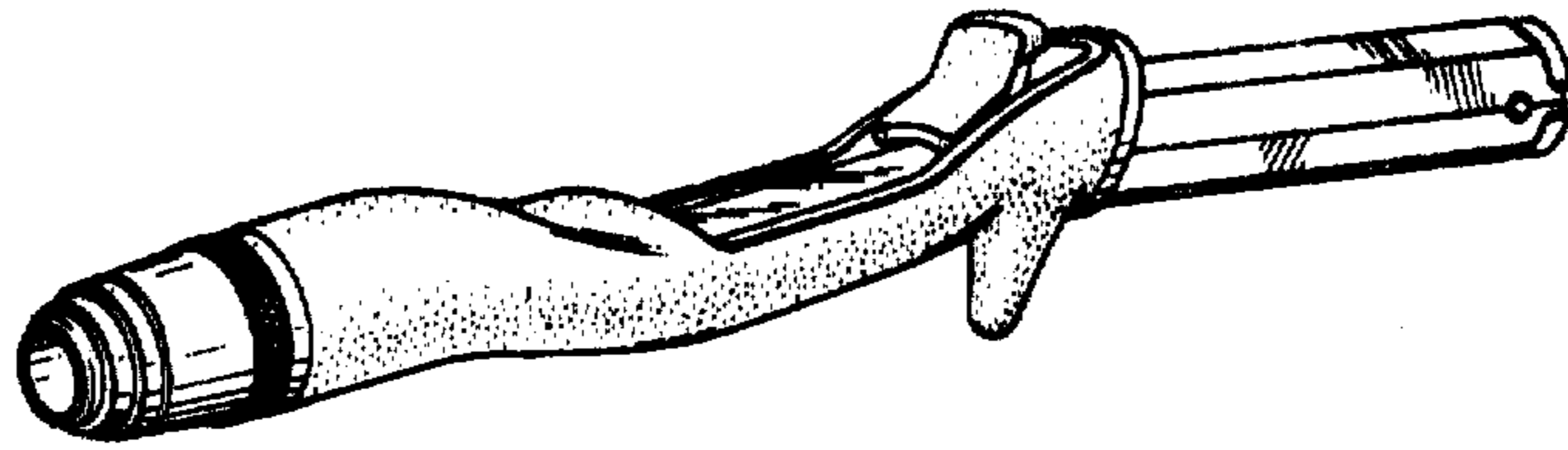


FIG. 2

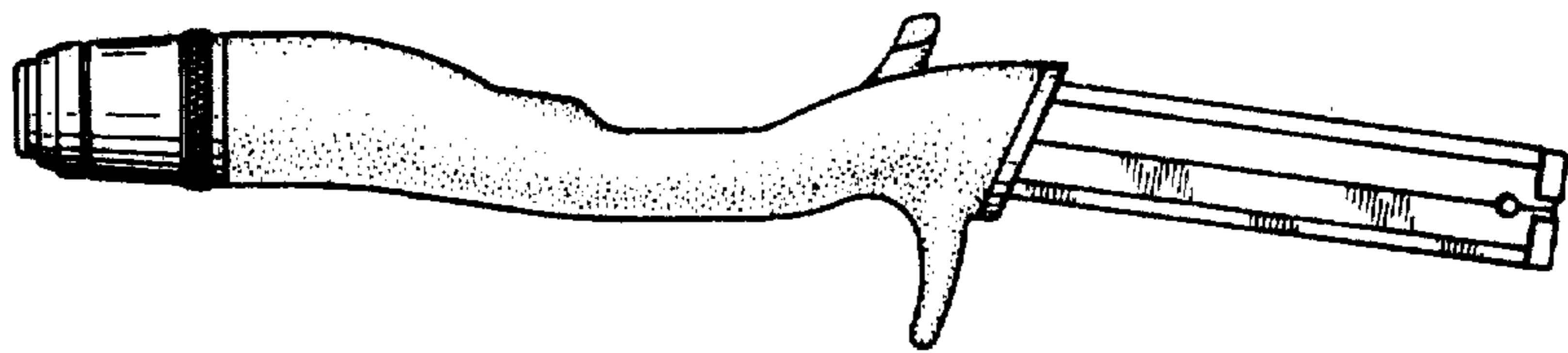


FIG. 3



FIG. 4



FIG. 5



FIG. 6

