

[54] **LOUDSPEAKER**
[75] **Inventor:** Takekazu Iijima, Tokyo, Japan
[73] **Assignee:** Pioneer Kabushiki Kaisha, Tokyo, Japan
[**] **Term:** 14 Years
[21] **Appl. No.:** 246,959
[22] **Filed:** Mar. 24, 1981
[30] **Foreign Application Priority Data**
Nov. 8, 1980 [JP] Japan 55-46725
[51] **Int. Cl.** D14-01
[52] **U.S. Cl.** D14/30
[58] **Field of Search** D14/30, 34, 37, 1;
181/157

[56] **References Cited**
U.S. PATENT DOCUMENTS
D. 188,541 8/1960 Matsuoka et al. .
D. 188,542 8/1960 Levy et al. .
D. 197,716 3/1964 Boldt et al. .
D. 198,377 6/1964 Wassmann .
D. 244,781 6/1977 Saidel .
D. 254,252 2/1980 Matsubara .
D. 254,490 3/1980 Matsubara .
1,080,953 12/1913 Catucci .

2,857,478 12/1958 Harris .
4,032,725 6/1977 McGee .

FOREIGN PATENT DOCUMENTS

28-482411 8/1953 Japan .
29-519087 12/1954 Japan .
39-231692 4/1964 Japan D14/30

OTHER PUBLICATIONS

Altec Lansing Corp., Beverly Hills, CA, Cat. #AL-12-64-3, p. 9, Speakers #'s 601A & 604C.

Primary Examiner—Jane E. Corrigan
Attorney, Agent, or Firm—Armstrong, Nikaido, Marmelstein & Kubovcik

[57] **CLAIM**

The ornamental design for loudspeaker, as shown and described.

DESCRIPTION

FIG. 1 is a front elevational view of a loudspeaker showing my new design;
FIG. 2 is a rear elevational view;
FIG. 3 is a top plan view;
FIG. 4 is a bottom plan view;
FIG. 5 is a left side elevational view;
FIG. 6 is a right side elevational view; and
FIG. 7 is a front and top perspective view.

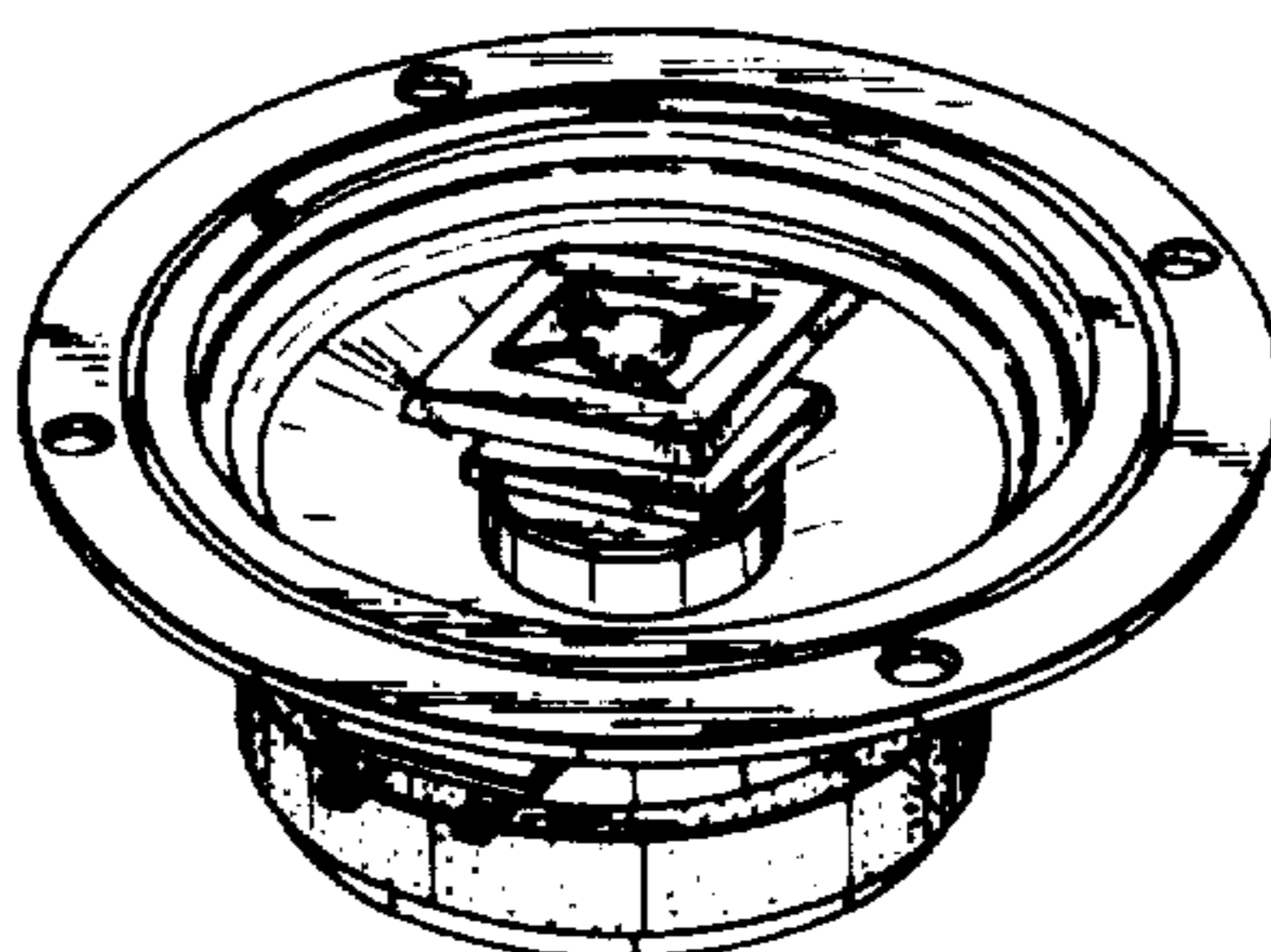


FIG.1




FIG.2



FIG.3

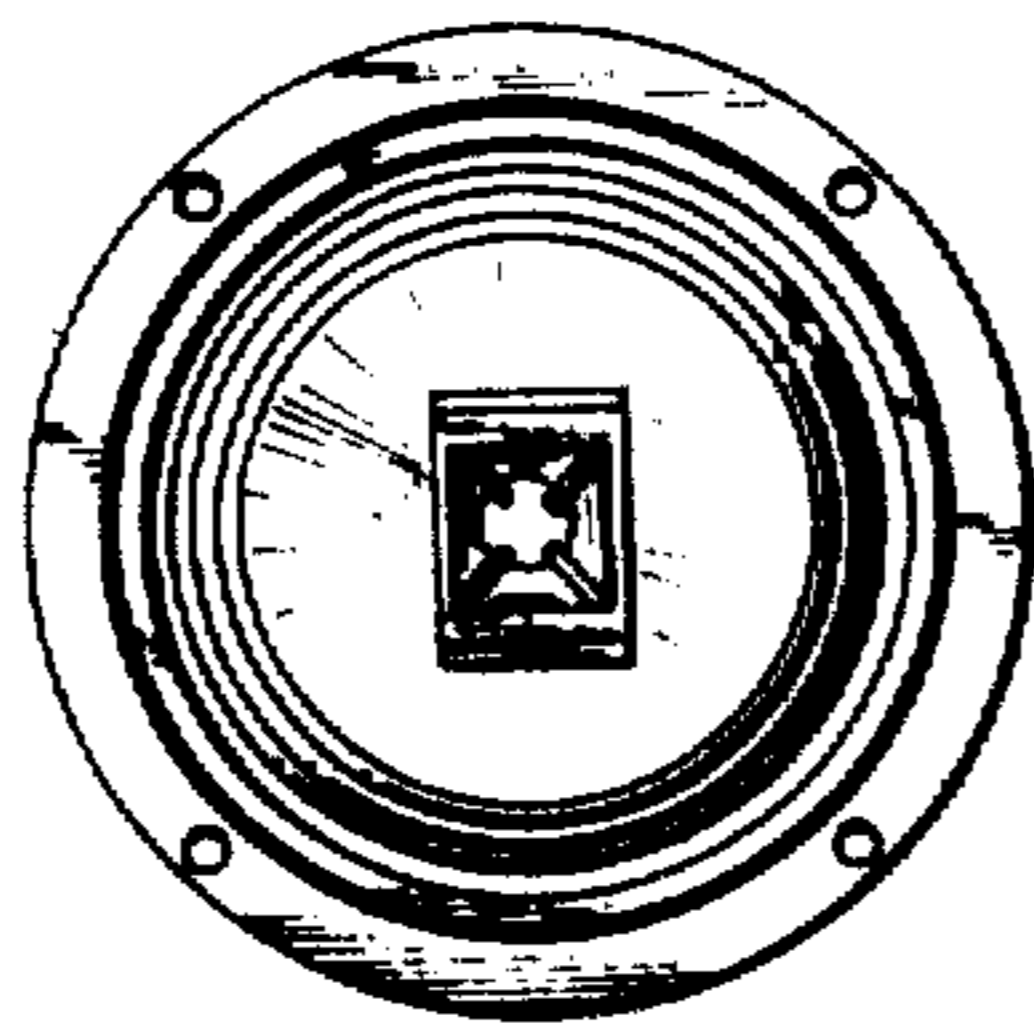


FIG.4

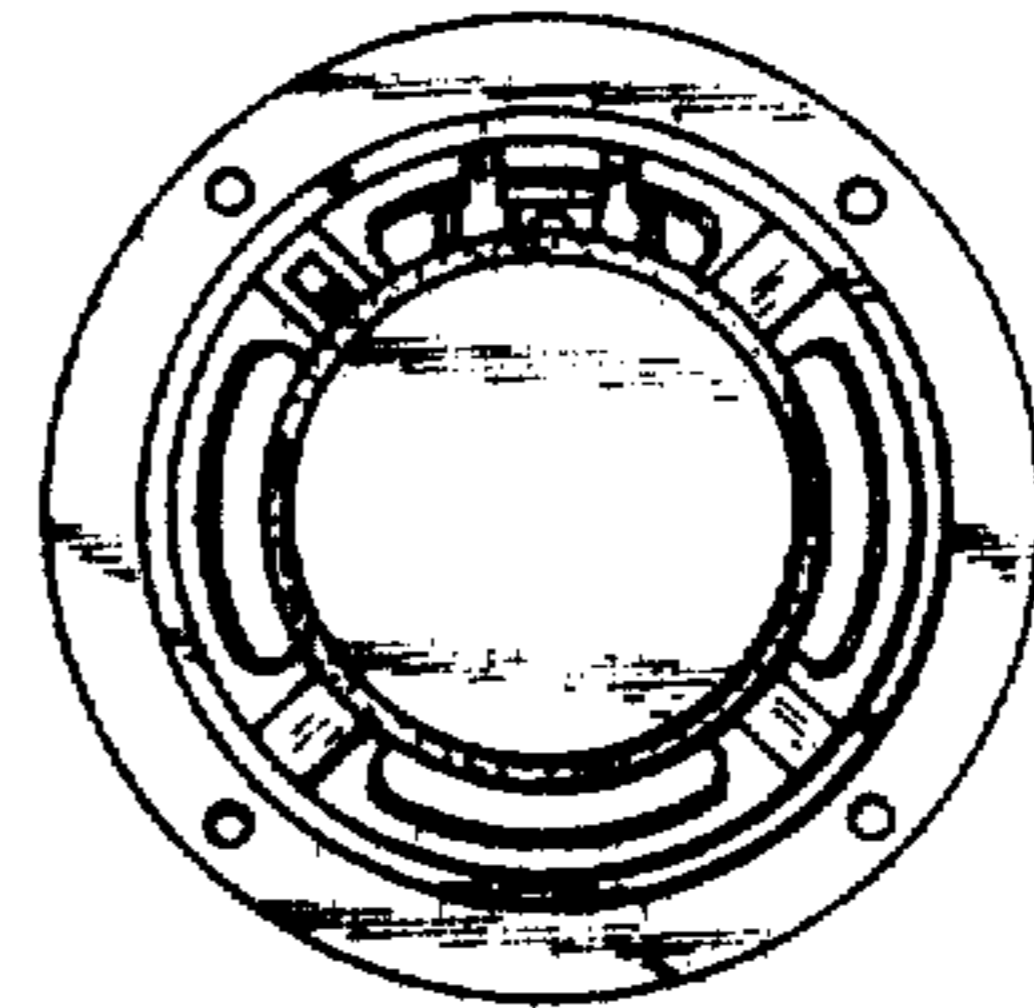


FIG.5



FIG.6



FIG.7

