

[54] COMBINED CLOCK AND THERMOMETER
DESK SET

[76] Inventor: Roger Huang, 2-6th Fl., 13 La. 118
Chung Ching S. Rd., Sec. 1, Taipei,
Taiwan

[**] Term: 14 Years

[21] Appl. No.: 301,617

[22] Filed: Sep. 14, 1981

[51] Int. Cl. D10-01

[52] U.S. Cl. D10/2; D10/53;
D19/82; D10/6; D10/15; D19/77; D19/97

[58] Field of Search D10/2, 15, 6, 53;
D19/81, 84, 75, 77, 80, 82, 97

[56] References Cited

U.S. PATENT DOCUMENTS

- D. 101,708 10/1936 Nadvornik D19/84 X
- D. 242,704 12/1976 Coatney D19/75
- D. 243,511 3/1977 O'Brien D10/8

- D. 255,128 5/1980 Pirolozzi D19/82
- D. 255,587 6/1980 Dane D19/82
- 3,845,614 11/1974 Christ D10/2 X

OTHER PUBLICATIONS

*Jeweler's Circular-Keystone-8/66-p. 56-Golf Club
Clock at bottom right.*

Primary Examiner—Nelson C. Holtje

[57] CLAIM

The ornamental design for a combined clock and ther-
mometer desk set, as shown.

DESCRIPTION

FIG. 1 is a top and left front perspective view of a
combined clock and thermometer desk set showing my
new design;

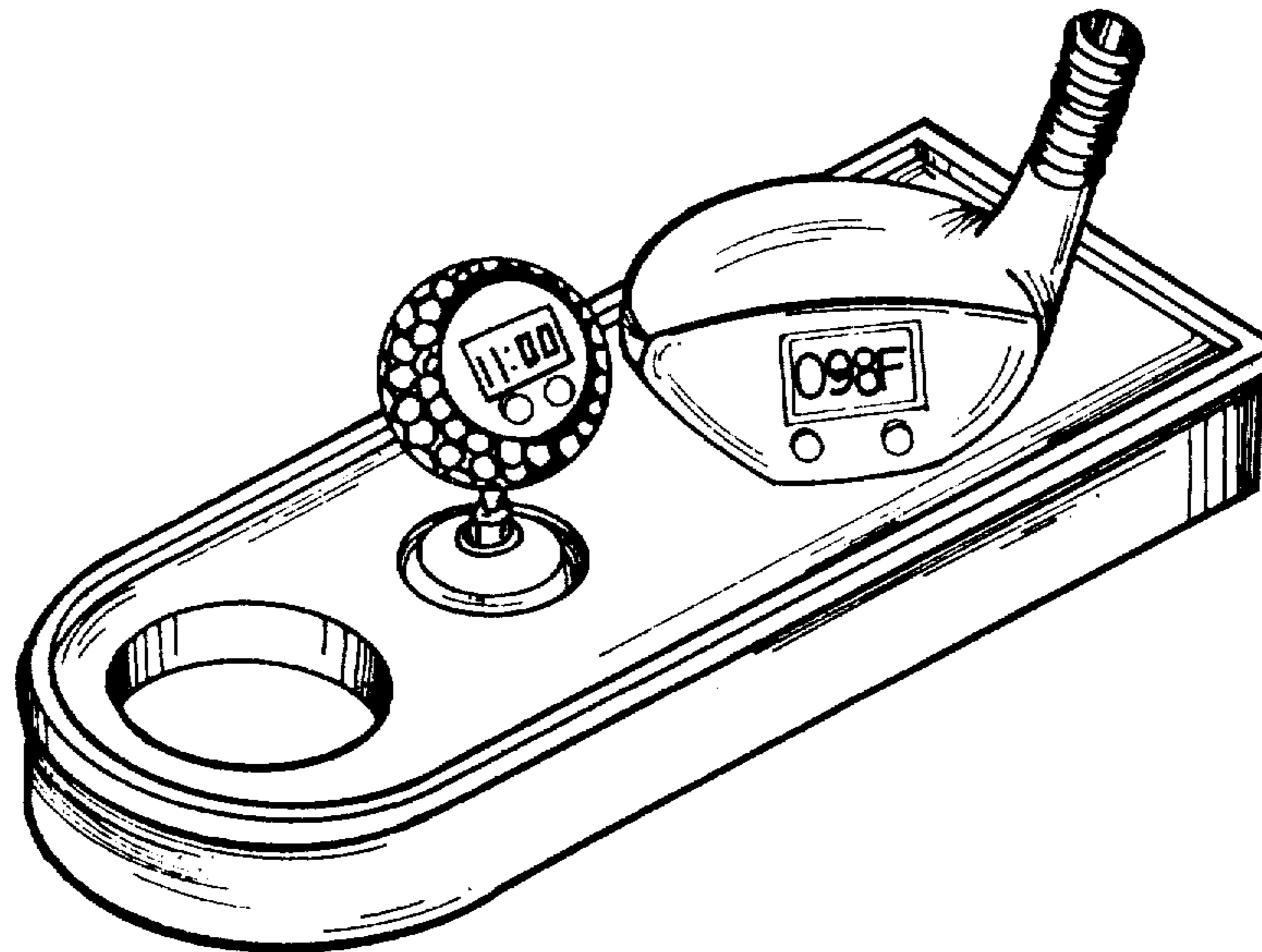
FIG. 2 is a front elevational view thereof;

FIG. 3 is a left side elevational view thereof;

FIG. 4 is a top plan view thereof, the bottom being plain
and unornamented;

FIG. 5 is a right side elevational view thereof;

FIG. 6 is a rear elevational view thereof.



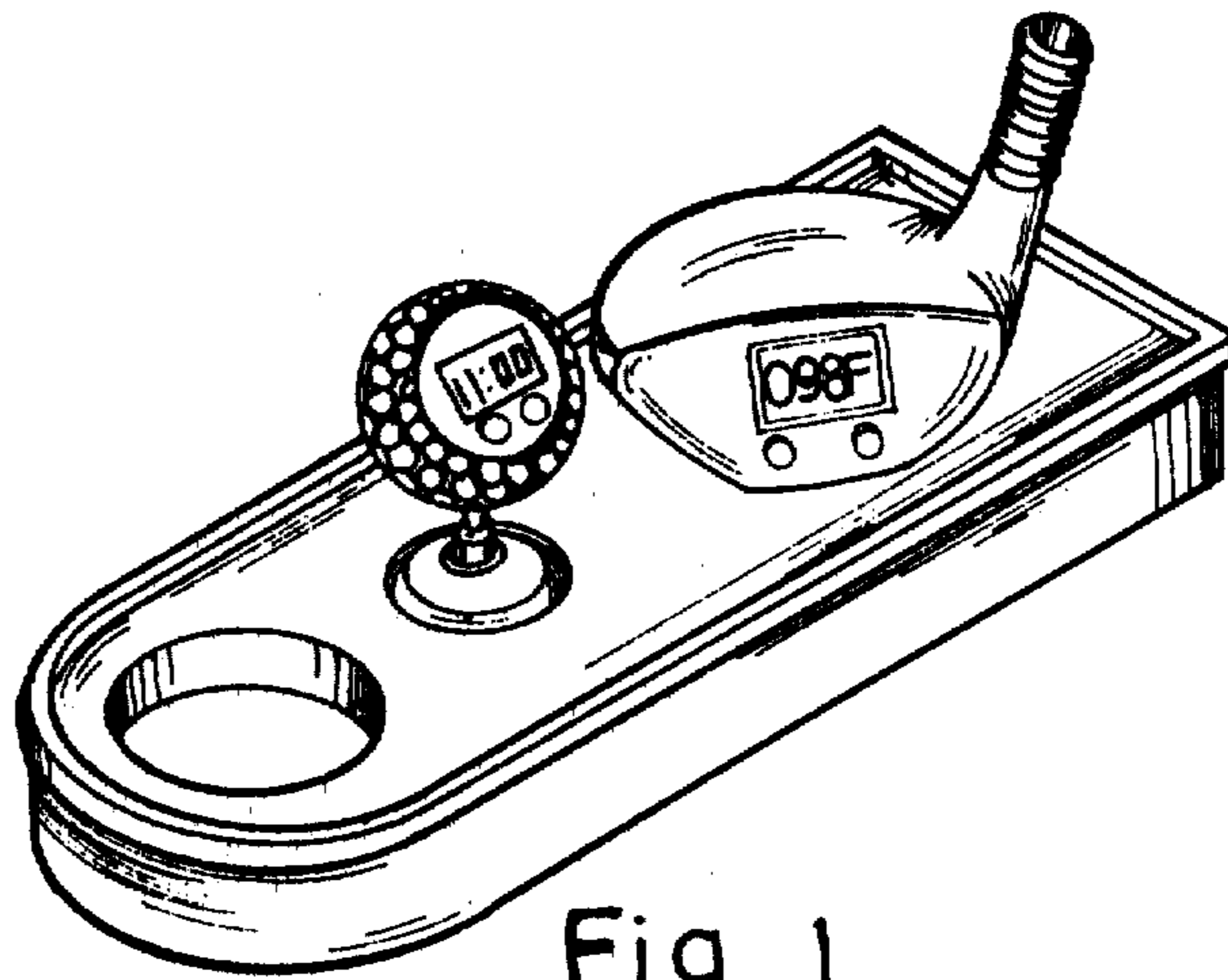


Fig 1




Fig 2




Fig 3

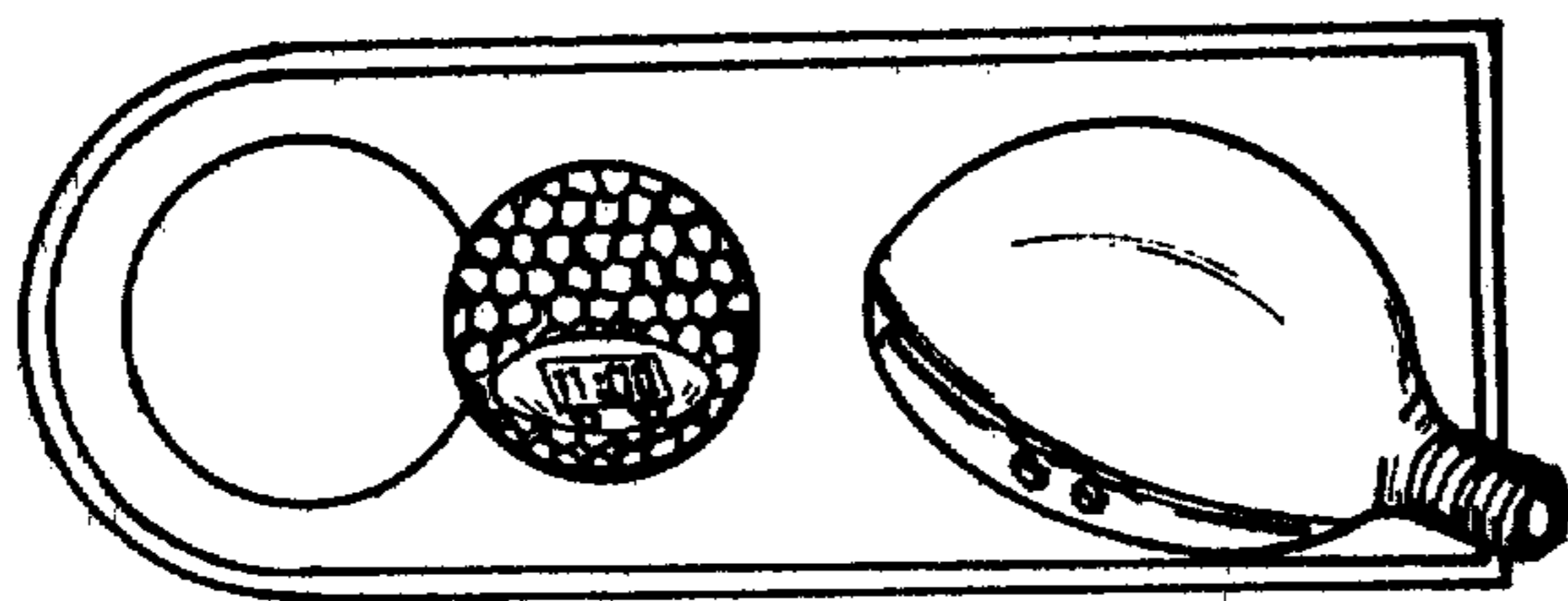


Fig 4




Fig 5




Fig 6