

[54] **SPOON OR SIMILAR ARTICLE**
 [75] **Inventor: Ellen B. Manderfield, Syracuse, N.Y.**
 [73] **Assignee: Oneida Ltd., Oneida, N.Y.**
 [**] **Term: 14 Years**
 [21] **Appl. No.: 314,378**
 [22] **Filed: Oct. 23, 1981**
 [51] **Int. Cl. D07-03**
 [52] **U.S. Cl. D7/137**
 [58] **Field of Search D7/137, 150, 151, 152**

D. 209,089 10/1967 Manderfield D7/137
 D. 211,832 7/1968 Manderfield D7/137
 D. 225,020 10/1972 Manderfield D7/137
 D. 226,979 5/1973 Richmond D7/137

Primary Examiner—Winifred E. Herrmann
Attorney, Agent, or Firm—Nims, Howes, Collison & Isner

[57] **CLAIM**

The ornamental design for a spoon or similar article, substantially as shown and described.

DESCRIPTION

FIG. 1 is a front view of a spoon showing my new design;
 FIG. 2 is a rear view thereof;
 FIG. 3 is a side view thereof, the undisclosed side being substantially identical with the side shown in FIG. 3;
 FIG. 4 is an enlarged cross-section taken on line 4-4 of FIG. 1; and
 FIG. 5 is an enlarged cross-section taken on line 5-5 of FIG. 1.

[56] **References Cited**
U.S. PATENT DOCUMENTS

D. 129,709 9/1941 Koonz D7/137
 D. 149,768 5/1948 Nock D7/137
 D. 191,373 9/1961 Perry D7/137
 D. 197,486 2/1964 Perry D7/137
 D. 208,882 10/1967 Manderfield D7/137
 D. 209,088 10/1967 Manderfield D7/137

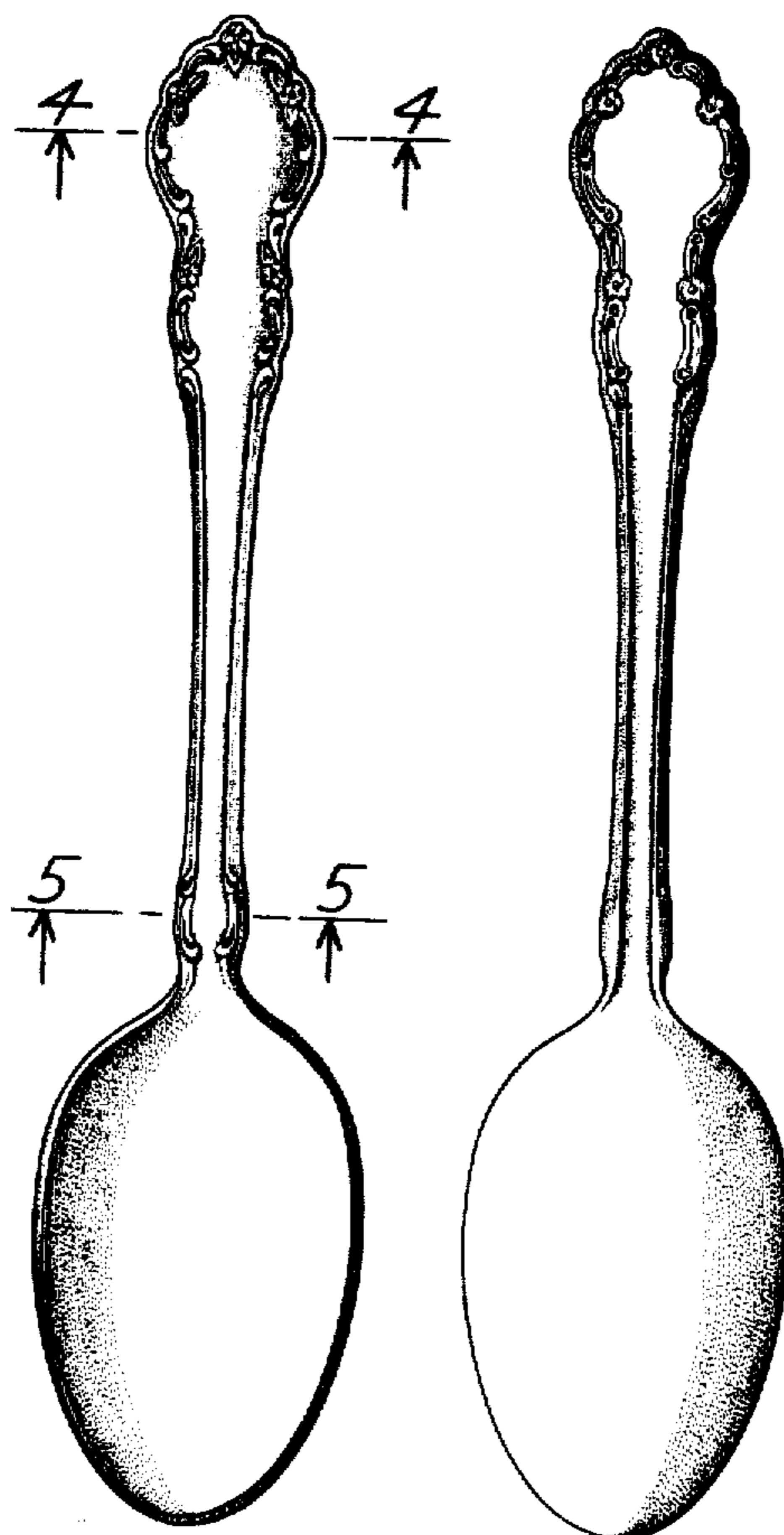


FIG. 1

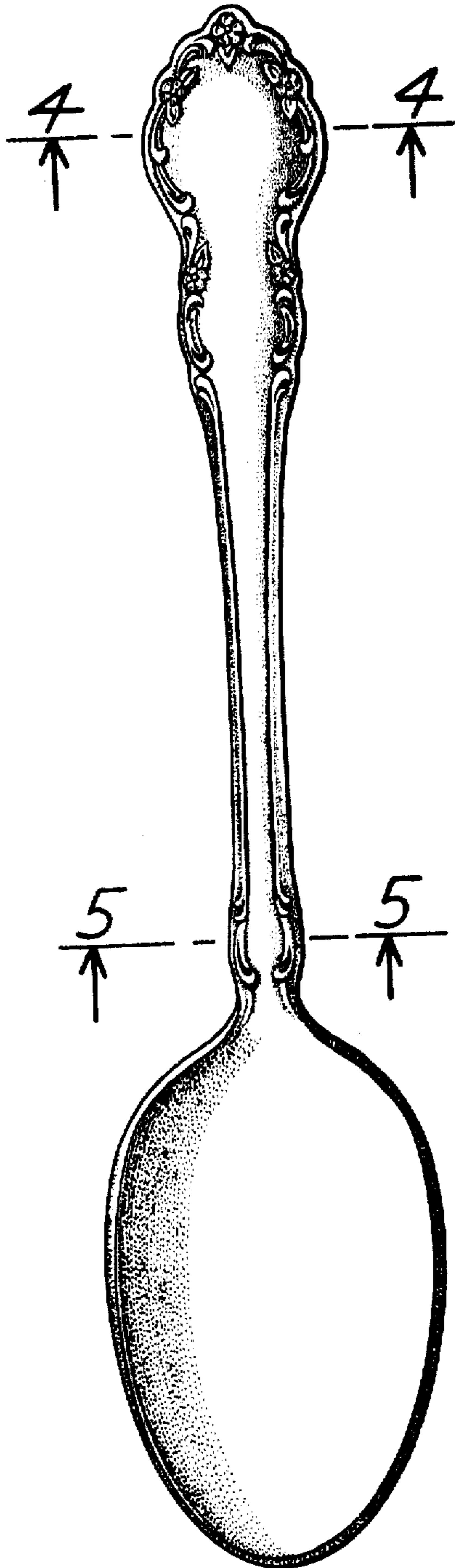


FIG. 2

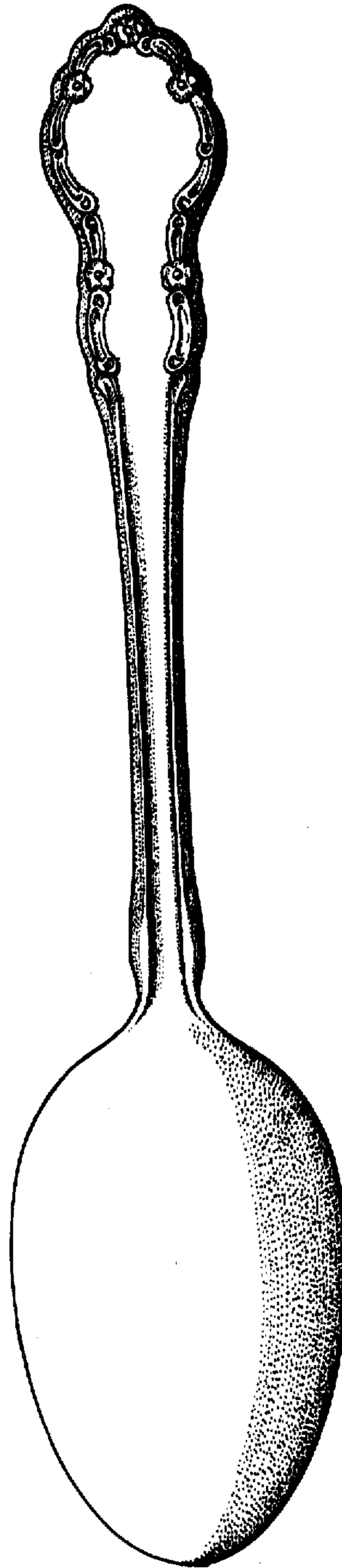


FIG. 3



FIG. 4



FIG. 5

