

[54] CAMERA

[76] Inventor: T. Jane Greif, 445 W. Davis Blvd., Tampa, Fla. 33606

[**] Term: 14 Years

[21] Appl. No.: 273,192

[22] Filed: Jun. 12, 1981

[51] Int. Cl. D16-01

[52] U.S. Cl. D16/1; D21/168

[58] Field of Search D16/1, 2, 6, 9; D21/110, 129, 166, 168; 354/288, 289, 76

[56] References Cited

U.S. PATENT DOCUMENTS

- D. 59,051 9/1921 Wilcox D21/166 X
- D. 88,116 10/1932 Teague D16/1
- D. 149,093 3/1948 Seymour D21/129 X
- D. 184,521 3/1959 Grimes D21/110
- D. 217,304 4/1970 Doblin D16/1 X

- D. 222,627 11/1971 Cohn D21/166 X
- D. 263,716 4/1982 Globus D16/1
- 957,666 5/1910 Ferguson D21/166 X
- 4,072,973 2/1978 Mayo 354/290 X

OTHER PUBLICATIONS

Modern Plastics, 9/70, p. 28, Mick-A-Matic Camera.

Primary Examiner—Nelson C. Holtje

Attorney, Agent, or Firm—Frijouf, Rust & Pyle

[57] CLAIM

The ornamental design for a camera, as shown and described.

DESCRIPTION

FIG. 1 is a top and right front perspective view of a camera showing my new design;


FIG. 2 is a top plan view thereof;

FIG. 3 is a left side elevational view thereof;

FIG. 4 is a right side elevational view thereof;

FIG. 5 is a rear elevational view thereof;

FIG. 6 is a bottom plan view thereof.






FIG. 1

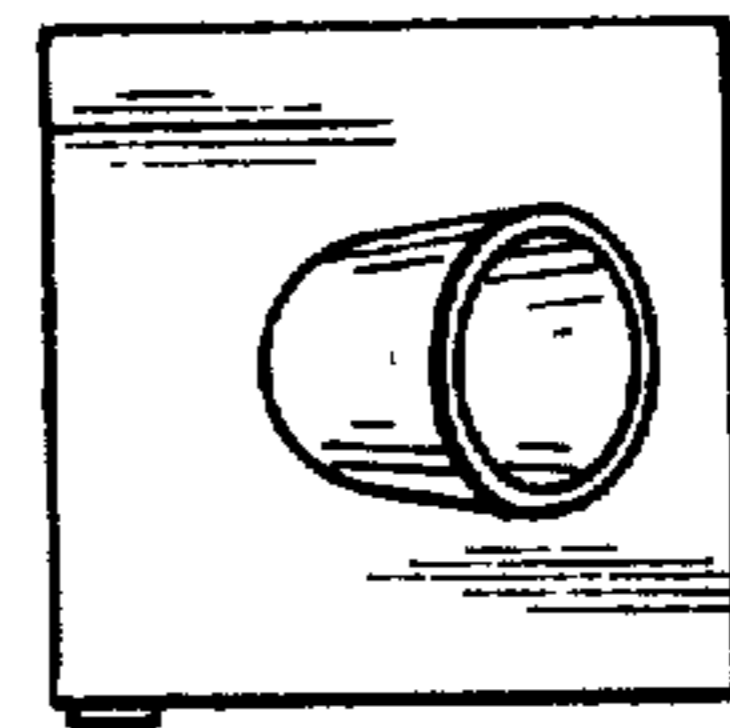


FIG. 2

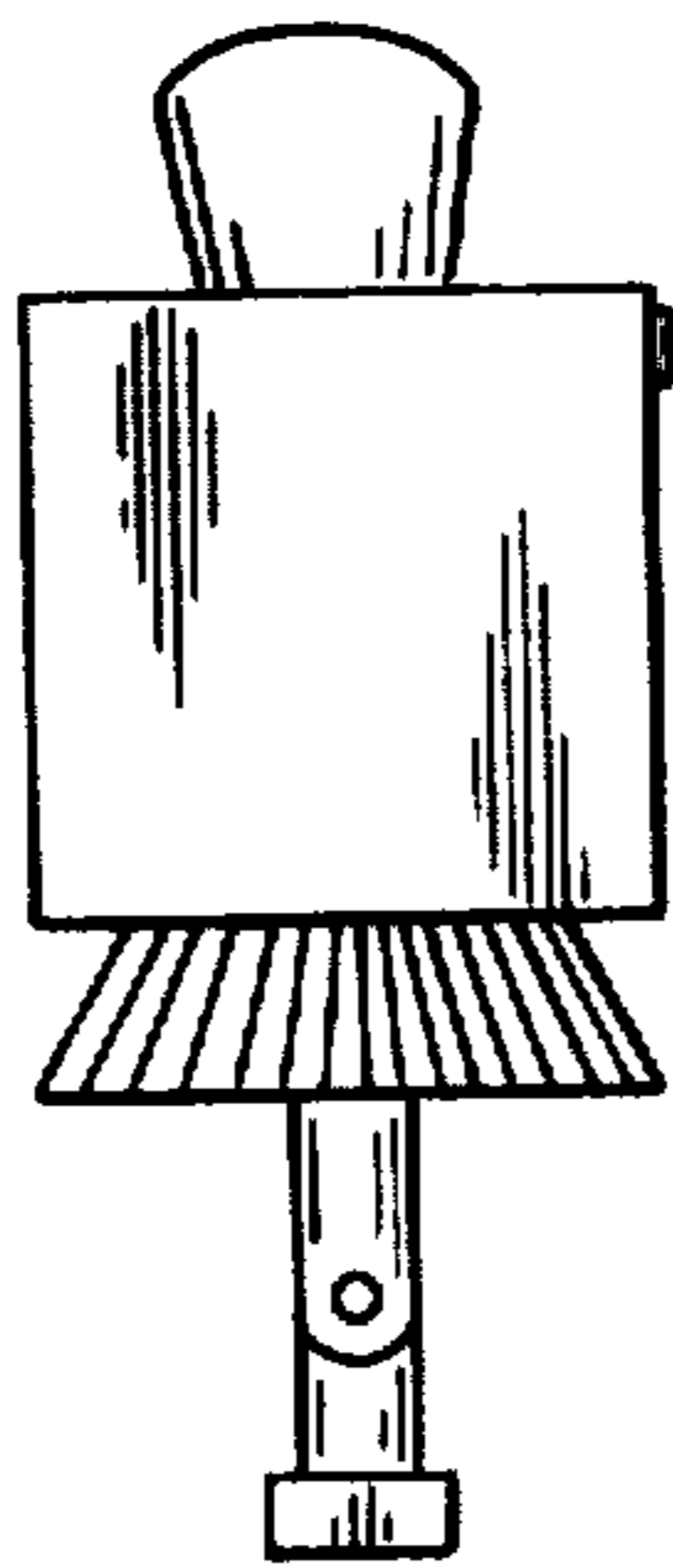


FIG. 3

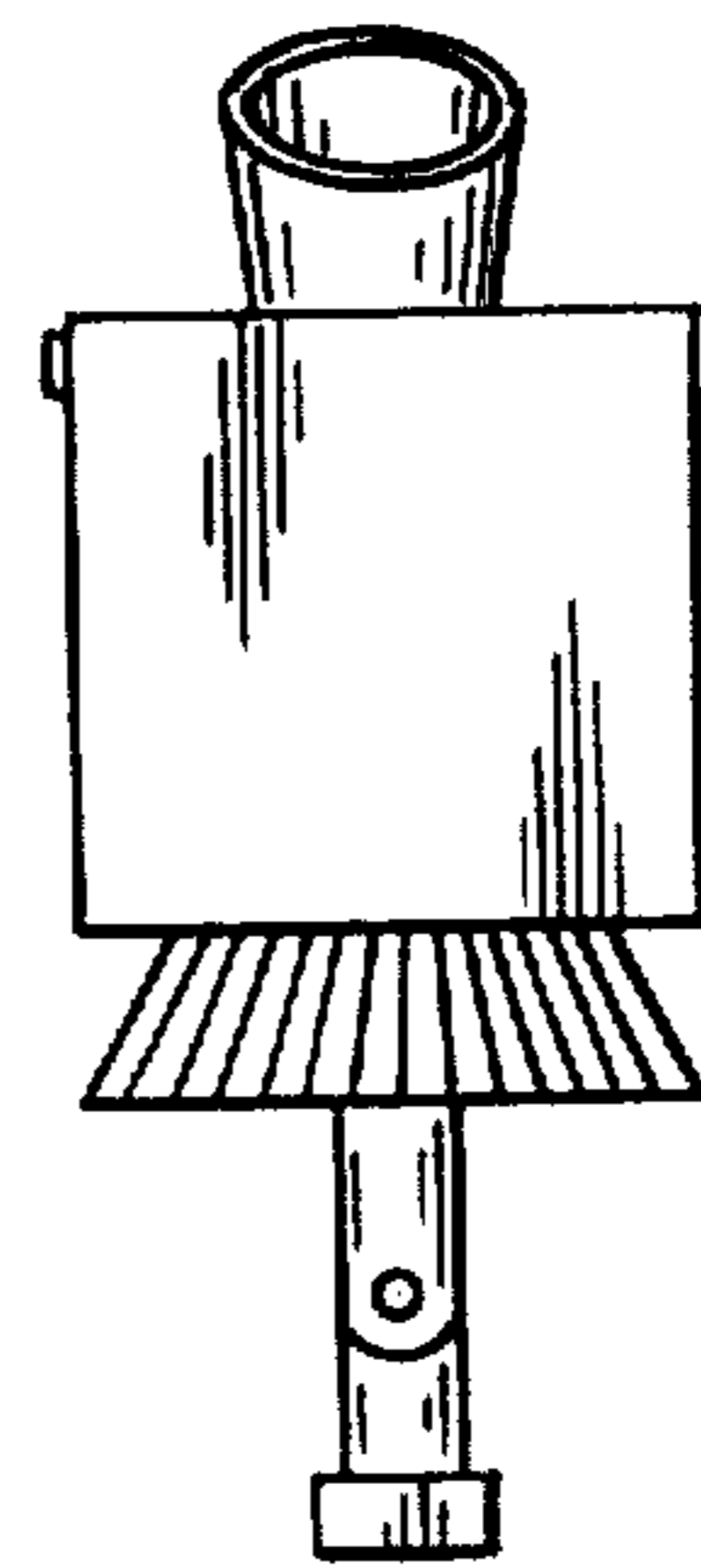


FIG. 4

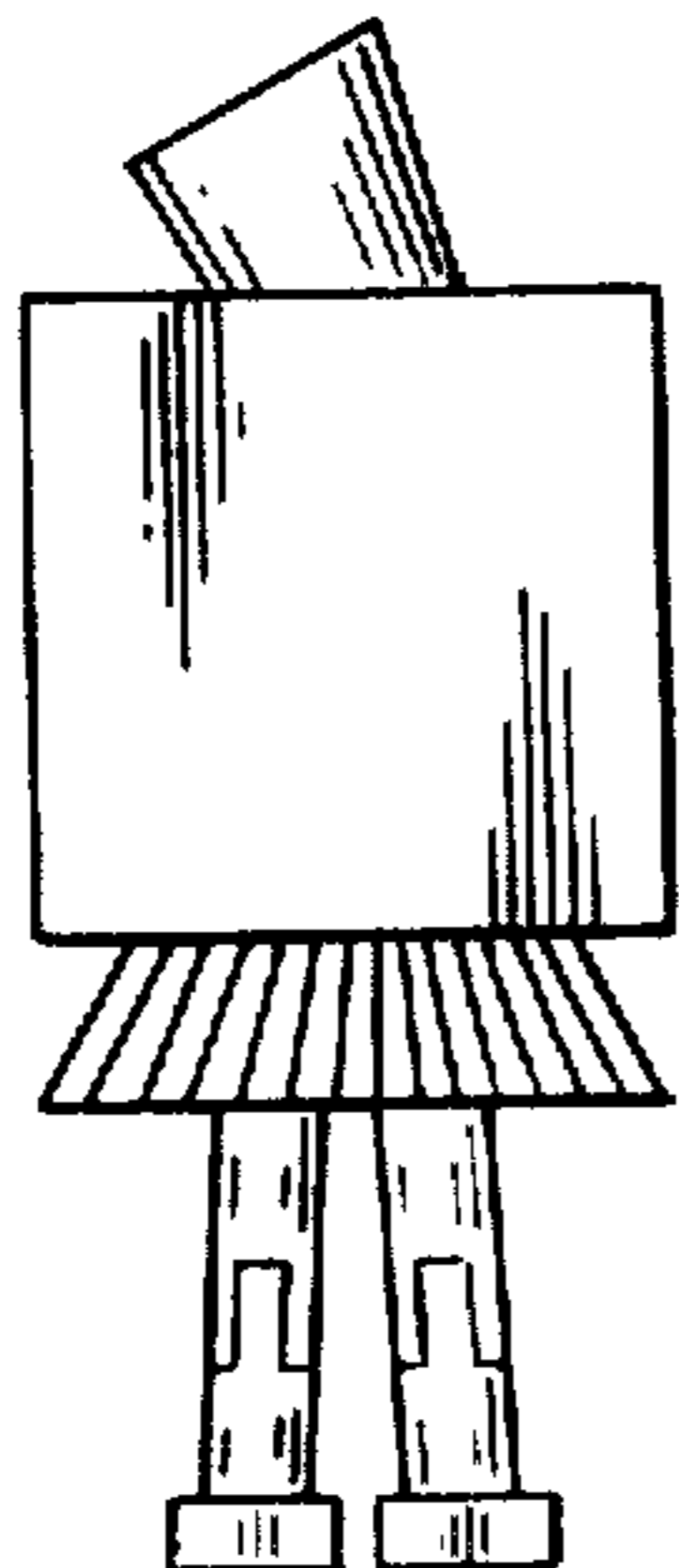


FIG. 5




FIG. 6