

[54] THEFT-PREVENTION
IGNITION-DISABLING UNIT FOR
VEHICLES

3,774,049 11/1973 Coleman 307/10 AT
4,055,737 10/1977 Rasmussen 200/295 X
4,086,643 4/1978 Jacobs 361/331 X

[76] Inventor: Stewart N. Jacobs, 19, Brookfield,
Kimmage Rd. West, Dublin 12,
Ireland

[**] Term: 14 Years

[21] Appl. No.: 233,545

[22] Filed: Feb. 11, 1981

[51] Int. Cl. D13-03

[52] U.S. Cl. D13/32; D13/12;
D13/15

[58] Field of Search D13/35, 37, 38, 12,
D13/11, 40, 41, 32, 15; 361/331, 338, 381, 390,
392, 394; 174/52 R; 340/63, 64; 307/10 AT;
123/198 B; 200/16 R, 42 R, 42 A, 293;
297/295, 51 R

[56] References Cited

U.S. PATENT DOCUMENTS

2,251,735 8/1941 Goleby 340/64
2,691,724 10/1954 Hoffman 361/390 X
2,876,359 3/1959 Plymale 248/206.5 X

OTHER PUBLICATIONS

Heathkit Summer Catalog, 1977, p. 22, Mobile Security
System Switch.

Mountain West Alarm Supply Co. Catalog B-79, 1979,
p. 36, "Gard-A-Car", Ignition Control.

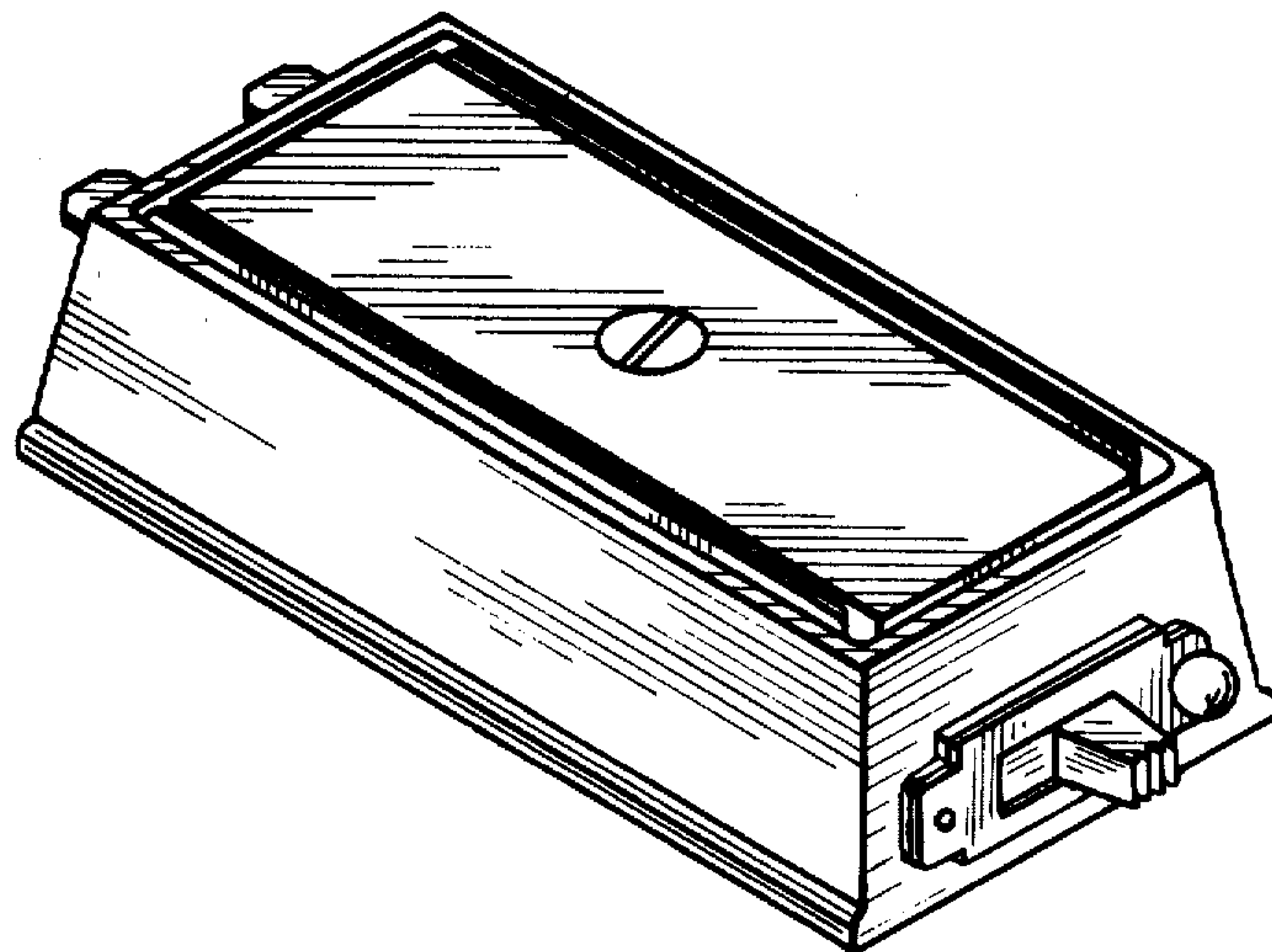
Primary Examiner—Susan J. Lucas
Attorney, Agent, or Firm—Sughrue, Mion, Zinn,
Macpeak and Seas

[57] CLAIM

The ornamental design for a theft-prevention ignition-
disabling unit for vehicles, as shown and described.

DESCRIPTION

FIG. 1 is a perspective view of a theft-prevention igni-
tion disabling unit for vehicles showing my new design;
FIG. 2 is a top plan view thereof on a reduced scale;
FIG. 3 is a side elevational view thereof on a reduced
scale;
FIG. 4 is a bottom view thereof on a reduced scale;
FIG. 5 is an end elevational view thereof on a reduced
scale.






Fig.2.




Fig.3.

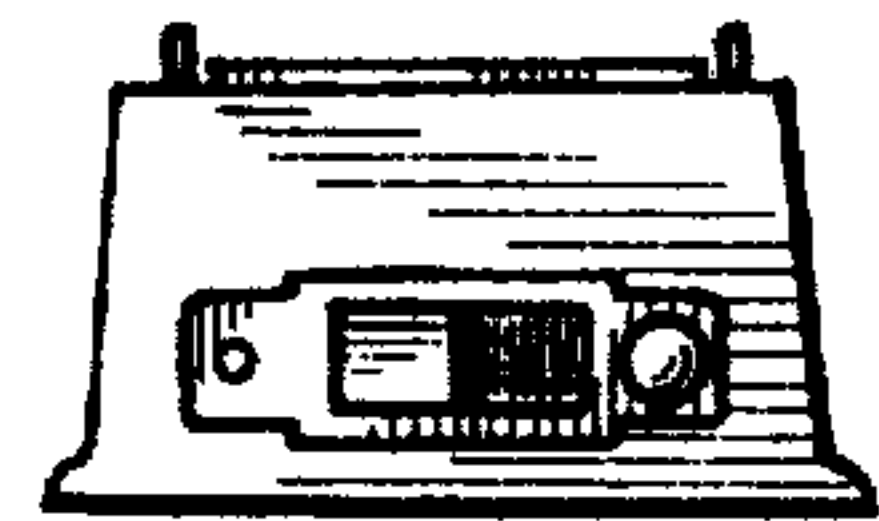


Fig.5.




Fig.4.

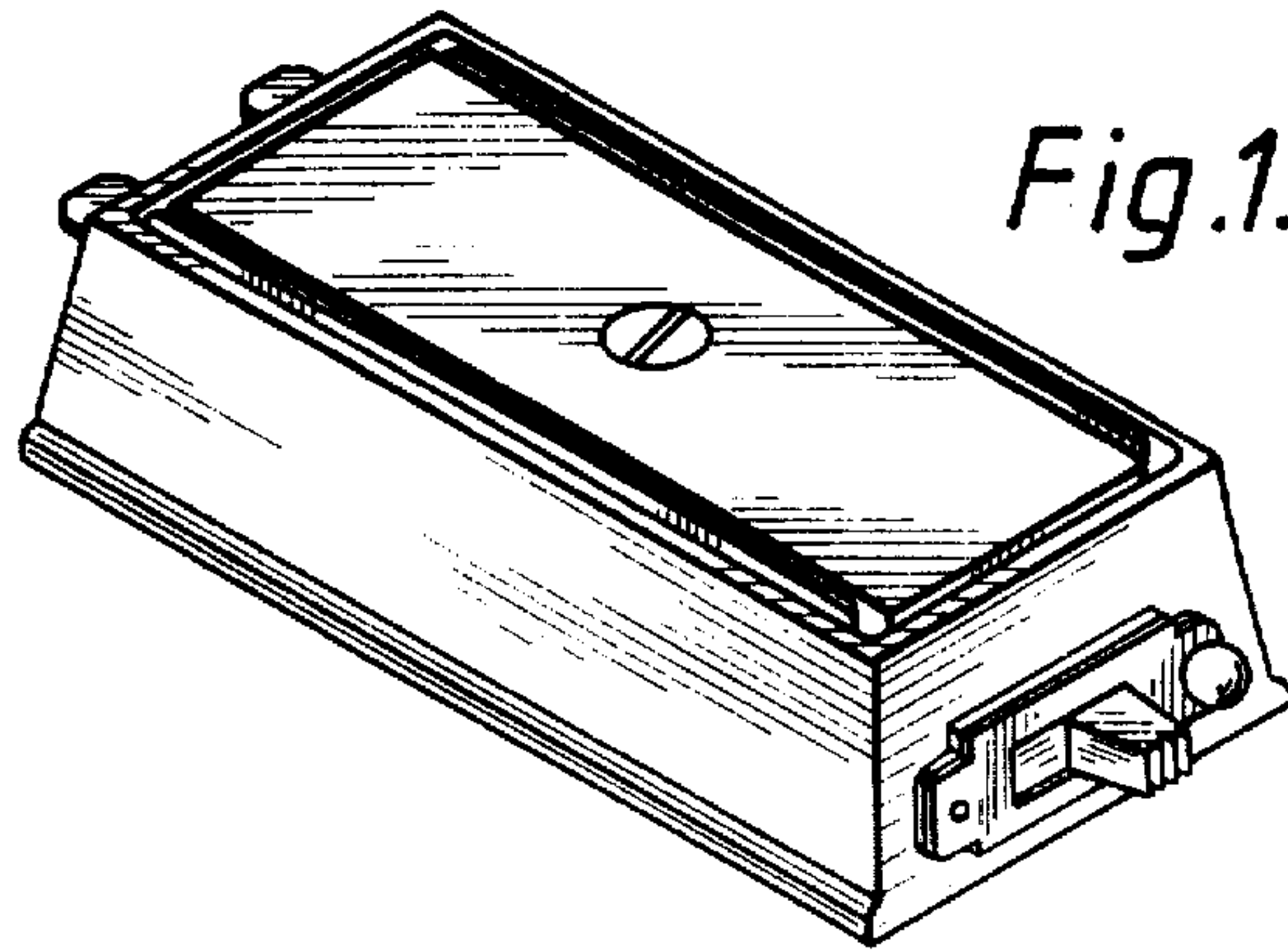


Fig.1.