

[54] JEWELRY CHAIN CLASP

[75] Inventor: Victor Fera, Sr., Lincoln, R.I.

[73] Assignee: Sage Manufacturing Company, Inc., Providence, R.I.

[\*\*] Term: 14 Years

[21] Appl. No.: 310,624

[22] Filed: Oct. 13, 1981

[51] Int. Cl. .... D11-01

[52] U.S. Cl. .... D11/87; D8/499

[58] Field of Search ..... D11/1, 2, 13, 86, 87; 63/1-2; 24/201 HH, 201 L, 201 HE, 201 TR, 230.5 TP, 226, 236, 237, 370, 375; 59/80, 82-84, 90-93; D8/499

[56] References Cited

U.S. PATENT DOCUMENTS

1,702,946 2/1929 Powers et al. .... 24/230.5 TP  
4,256,338 3/1981 McLennan ..... 24/230.5 TP

FOREIGN PATENT DOCUMENTS

2818846 6/1979 Fed. Rep. of Germany .... 24/230.5 TP  
464333 3/1914 France ..... 24/230.5 TP

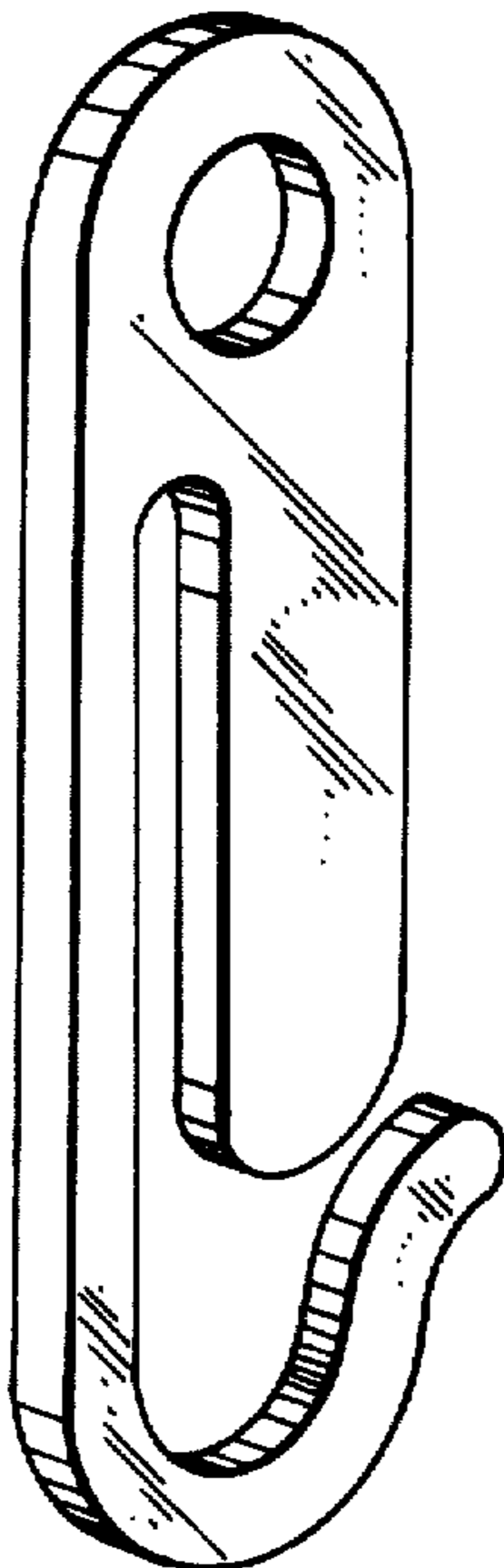
Primary Examiner—Louis S. Zarfes  
Attorney, Agent, or Firm—Salter & Michaelson

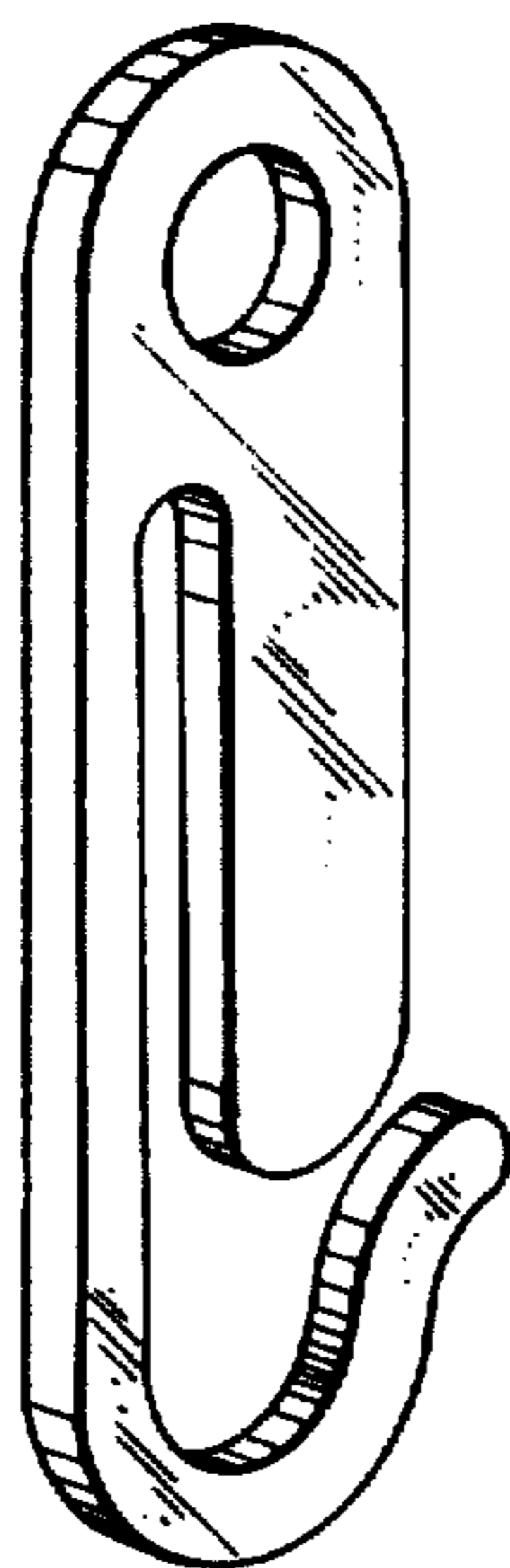
[57] CLAIM

The ornamental design for a jewelry chain clasp, substantially as shown.


DESCRIPTION

FIG. 1 is a perspective view of a jewelry chain clasp showing my new design;  
FIG. 2 is a side elevational view thereof;  
FIG. 3 is a top plan view thereof;  
FIG. 4 is an end view thereof looking from the left with respect to FIG. 1;  
FIG. 5 is an end view thereof looking from the right with respect to FIG. 1; and  
FIG. 6 is a bottom plan view thereof.





*FIG. 1*



*FIG. 2*



*FIG. 3*



*FIG. 4*



*FIG. 5*



*FIG. 6*