

[54] **VISUAL MARKER**

[76] **Inventor:** **Herbert C. Schulze**, P.O. Box 6070,  
Incline Village, Nev. 89450

[\*\*] **Term:** **14 Years**

[21] **Appl. No.:** **237,374**

[22] **Filed:** **Feb. 23, 1981**

[51] **Int. Cl.** ..... **D10-06**

[52] **U.S. Cl.** ..... **D10/109; D20/10**

[58] **Field of Search** ..... **D10/109, 113; D20/10;**  
**229/22; 116/63 P, 63 C; 40/612; 434/211**

[56] **References Cited**

**U.S. PATENT DOCUMENTS**

- D. 218,367 8/1970 Parduhn ..... D10/109
- D. 220,408 4/1971 Nygaard ..... D10/109 X
- D. 235,745 7/1975 England ..... D10/109

*Primary Examiner*—Catherine E. Kemper

[57] **CLAIM**

The ornamental design for a visual marker, as shown.

**DESCRIPTION**


FIG. 1 is a perspective view of a visual marker, showing my new design;

FIG. 2 is an elevational view taken in the direction of the arrow 2 shown in FIG. 1;


FIG. 3 is a top plan view thereof;

FIG. 4 is a bottom plan view thereof;

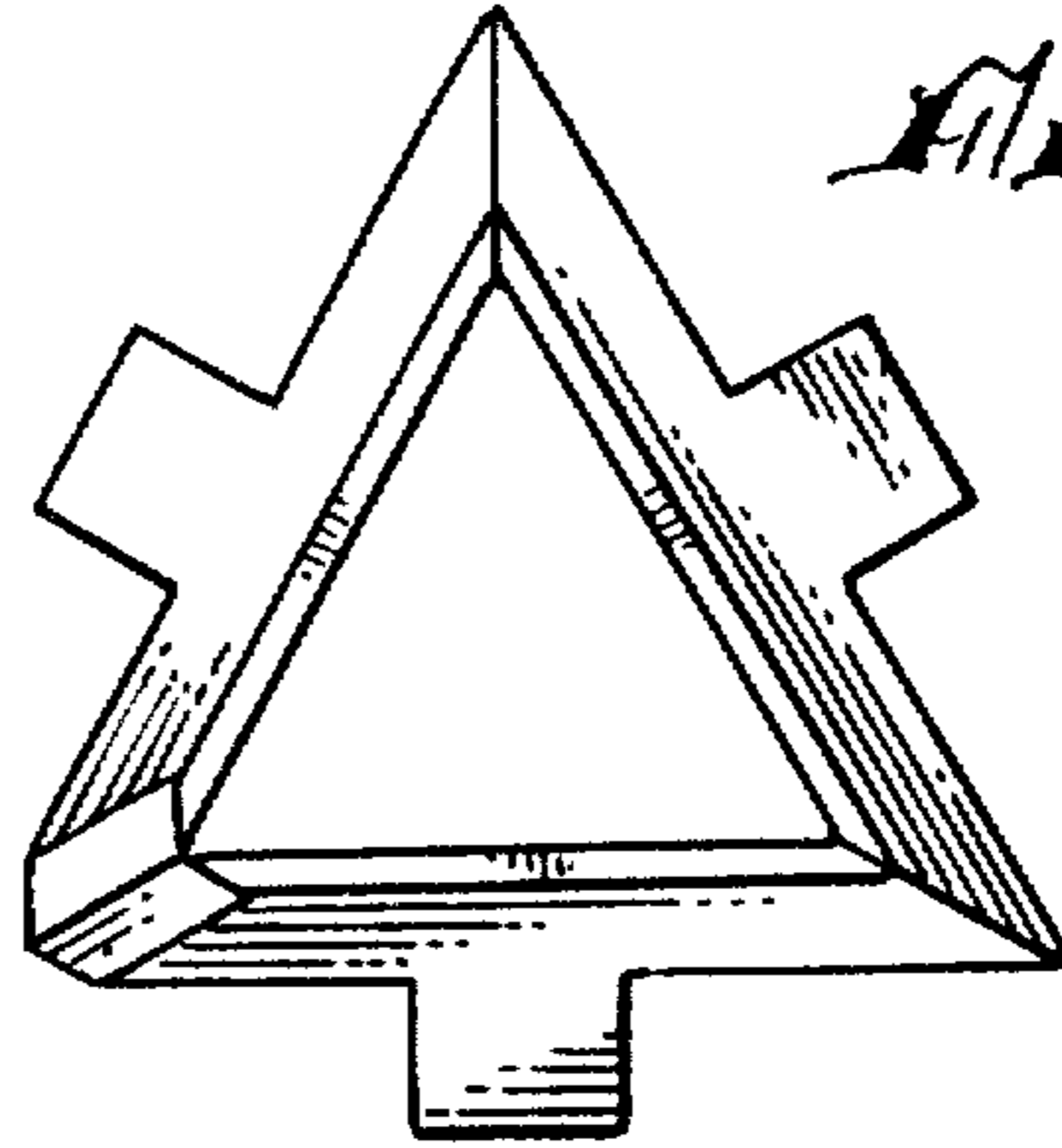
FIG. 5 is an elevational view taken in the direction of the arrow 5 shown in FIG. 1.




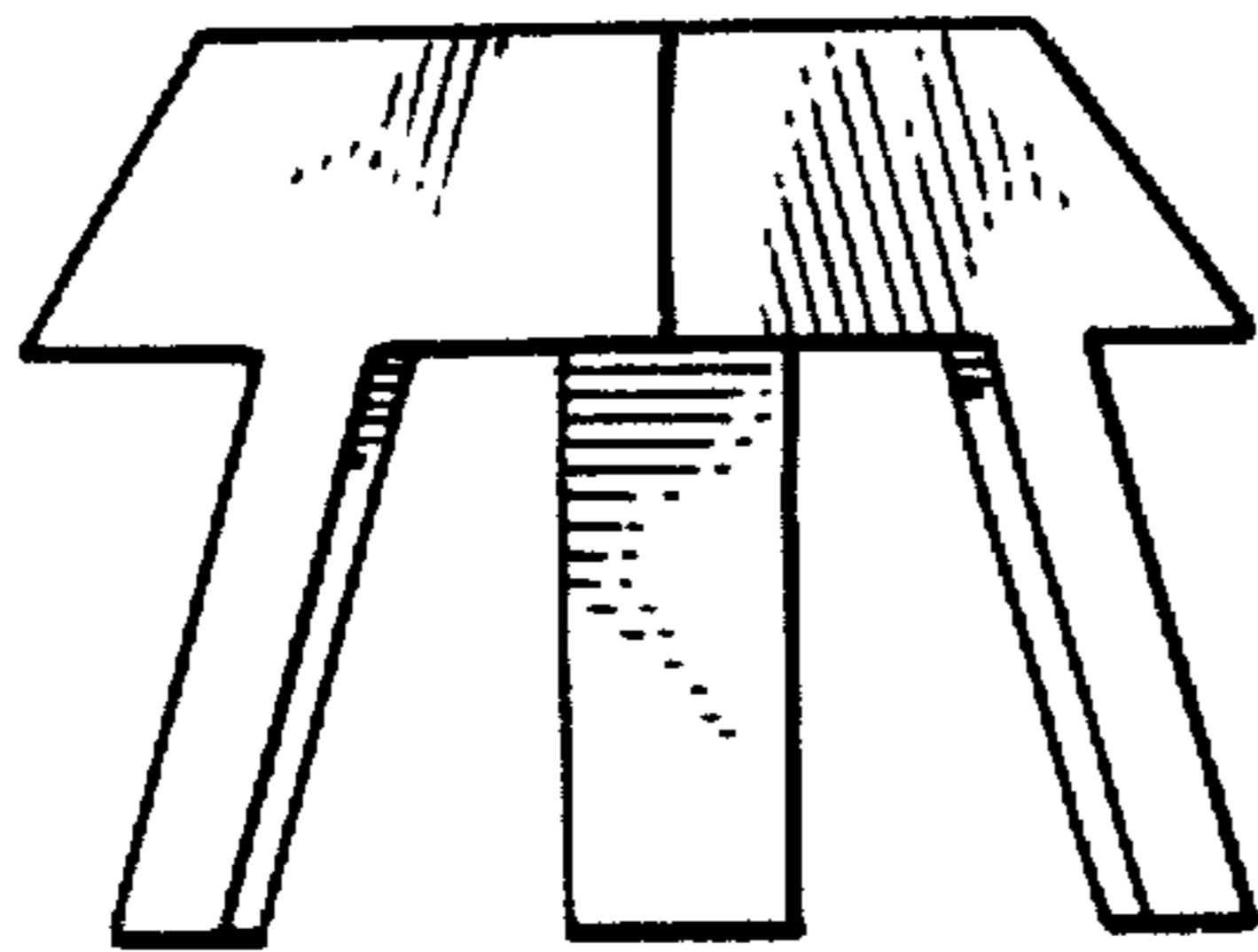
*FIG. 1.*



*FIG. 3.*



*FIG. 2.*



*FIG. 5.*

*FIG. 4.*

