

[54] SWABBING STICK

[76] Inventor: Jack W. Kaufman, 357 Frankel Blvd., Merrick, N.Y. 11566

[**] Term: 14 Years

[21] Appl. No.: 241,687

[22] Filed: Mar. 9, 1981

[51] Int. Cl. D24—04

[52] U.S. Cl. D24/63; D24/99

[58] Field of Search 604/1, 305, 2; 128/759, 128/6; D24/63, 99, 34, 26; D28/64

[56] References Cited

U.S. PATENT DOCUMENTS

D. 211,676	7/1968	Flower, Jr.	D24/26
D. 249,364	9/1978	Julius	D24/63
2,876,501	3/1959	Glickson	604/1 X
2,902,146	9/1959	Doherty	604/1 X
3,018,778	1/1962	Brilliant	604/1 X
4,259,955	4/1981	Ritter	604/1

Primary Examiner—Bernard Ansher

Attorney, Agent, or Firm—Lackenbach, Siegel, Marzullo, Presta & Aronson

[57] CLAIM

The ornamental design for a swabbing stick, substantially as shown and described.

DESCRIPTION

FIG. 1 is a top plan view of a swabbing stick showing my new design;
 FIG. 2 is a front elevation thereof;
 FIG. 3 is a side elevation thereof;
 FIG. 4 is a top plan view of a second modified embodiment of the swabbing stick illustrated in FIG. 1;
 FIG. 5 is a front elevation thereof;
 FIG. 6 is a side elevation thereof;
 FIG. 7 is a cross-section taken on line 7—7 of FIG. 2;
 FIG. 8 is a bottom plan view of a third modified embodiment of the swabbing stick illustrated in FIGS. 1 and 7;
 FIG. 9 is a bottom plan view of a fourth modified embodiment of the swabbing stick illustrated in FIGS. 1 and 7; and
 FIG. 10 is a bottom plan view of a fifth modified embodiment of the swabbing stick illustrated in FIGS. 1 and 7.

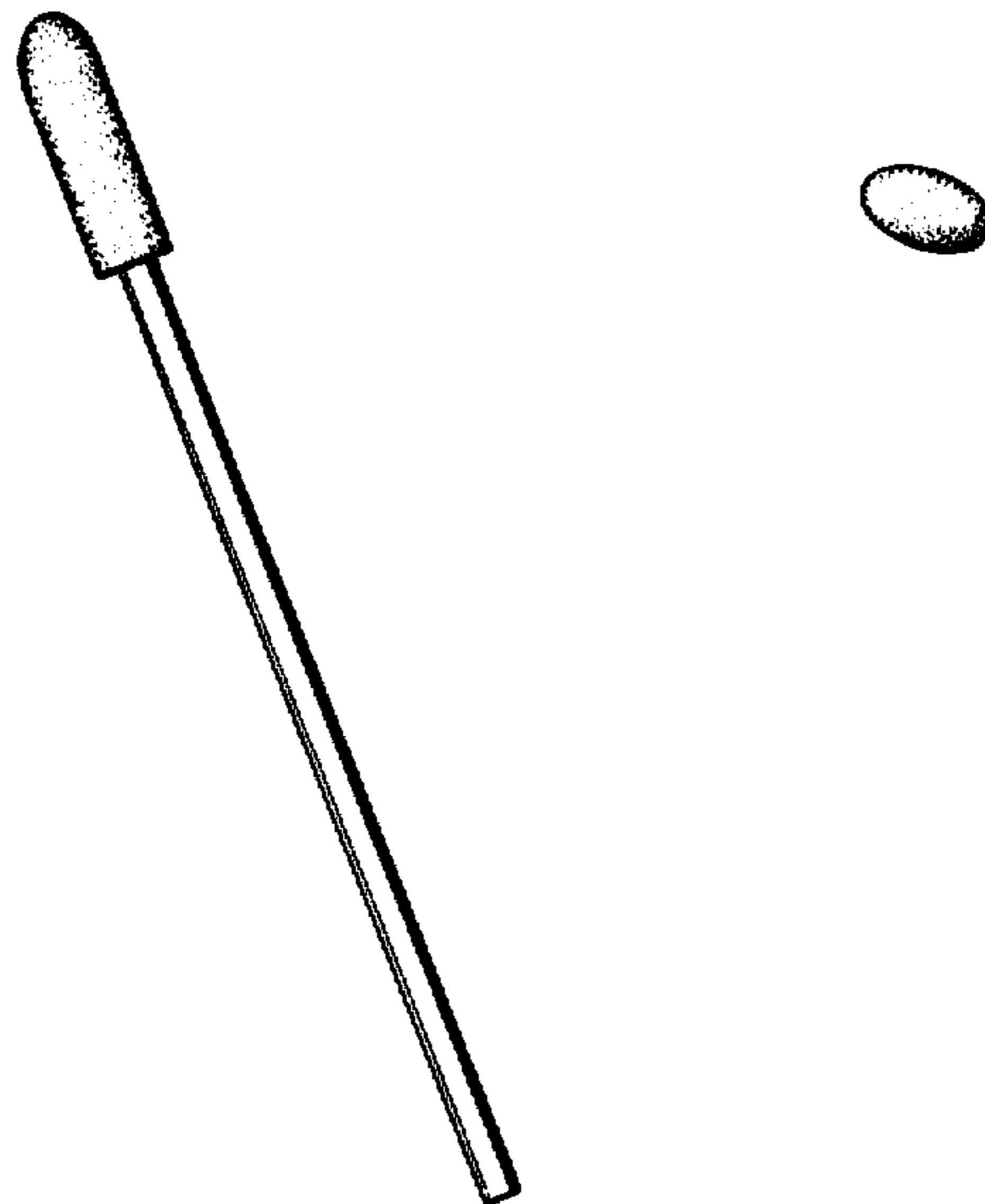


FIG. 1



FIG. 4



FIG. 3



FIG. 6

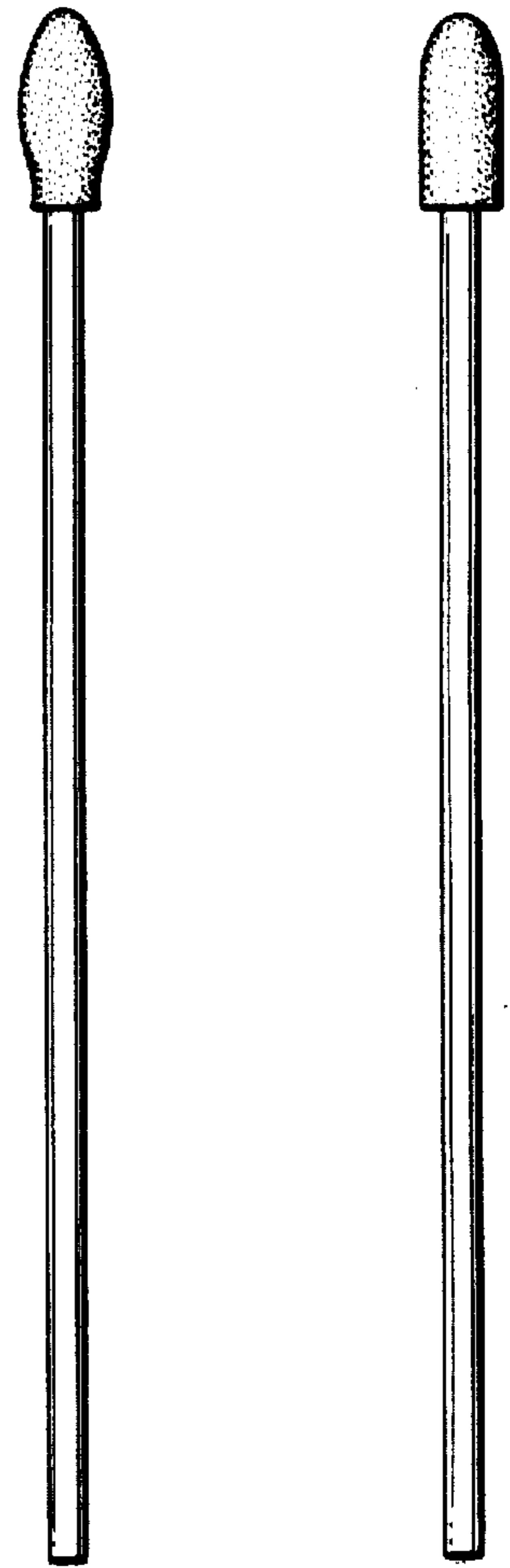


FIG. 2

FIG. 5

FIG. 7



FIG. 8

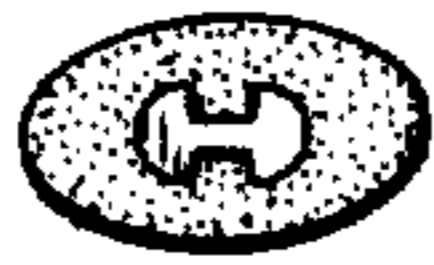


FIG. 9



FIG. 10

