

[54] **COMBINED MOTOR HOUSING, CONTROL UNIT AND BLADE HOLDERS FOR A CEILING FAN**

4,073,598 2/1978 Mizutani et al. 416/5
4,357,506 11/1982 Breining 416/5 X

[75] Inventor: **Warren E. Dennis**, Pasadena, Calif.

[73] Assignee: **Casablanca Fan Company, Inc.**, City of Industry, Calif.

[**] Term: **14 Years**

[21] Appl. No.: **333,164**

[22] Filed: **Dec. 21, 1981**

[51] Int. Cl. **D23-04**

[52] U.S. Cl. **D23/158**

[58] Field of Search **D23/155-162;**
D26/51, 72; 416/58, 170 R

[56] **References Cited**

U.S. PATENT DOCUMENTS

D. 82,179	9/1930	Ringwald	D23/158
D. 262,570	1/1982	Lock	D23/158
D. 265,502	7/1982	Kearnes	D23/158
D. 265,681	8/1982	Kan	D23/158
636,871	11/1899	Wait	416/5
905,089	11/1908	McBerty	416/5 X
2,119,398	5/1938	Morse	416/5

OTHER PUBLICATIONS

Fuseo Industries Inc., "The Charleston Fan", brochure.

Primary Examiner—James R. Largen
Attorney, Agent, or Firm—Charles H. Schwartz;
Ellsworth R. Roston

[57] **CLAIM**

The ornamental design for a combined motor housing, control unit and blade holders for a ceiling fan, substantially as shown and described.

DESCRIPTION

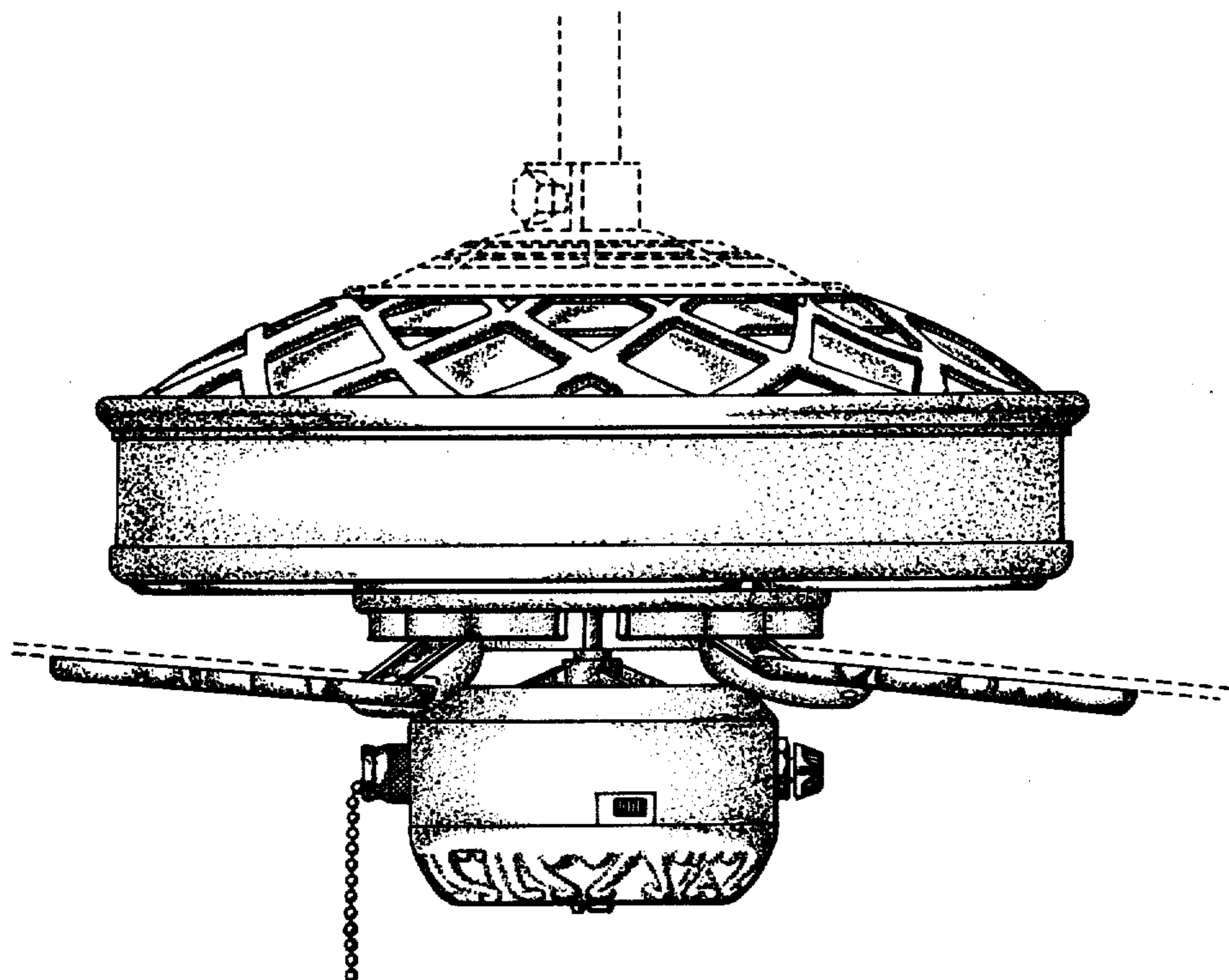
FIG. 1 is a perspective view of a combined motor housing, a control unit and blade holders for a ceiling fan showing my new design;

FIG. 2 is a side elevational view thereof;

FIG. 3 is a top plan view thereof; and

FIG. 4 is a bottom plan view thereof;

The fragmentary broken line showing of fan blades in FIGS. 1 through 4 and the broken line showing of support structure in FIGS. 1 through 3 is for purposes of illustration only and forms no part of the claimed design.



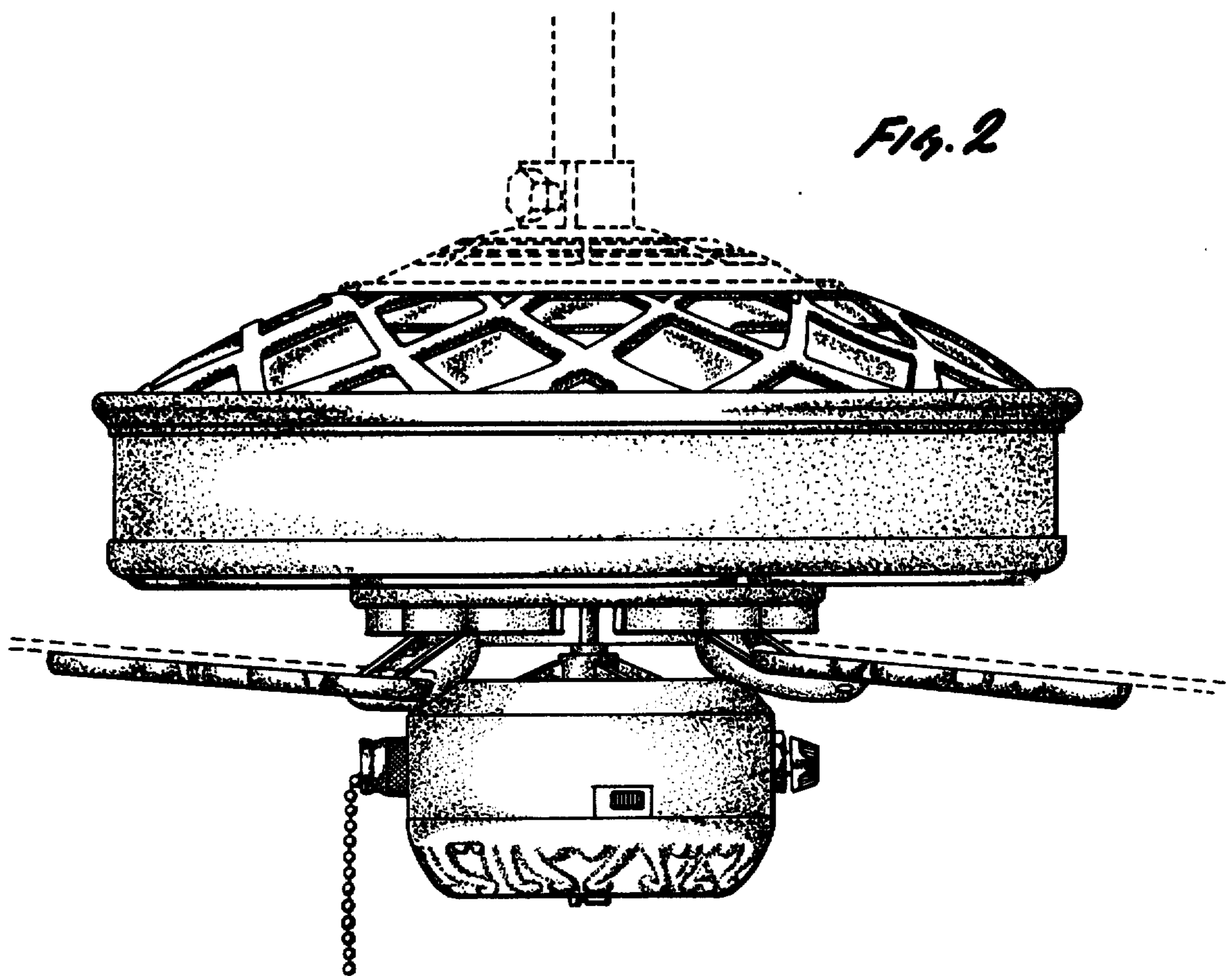
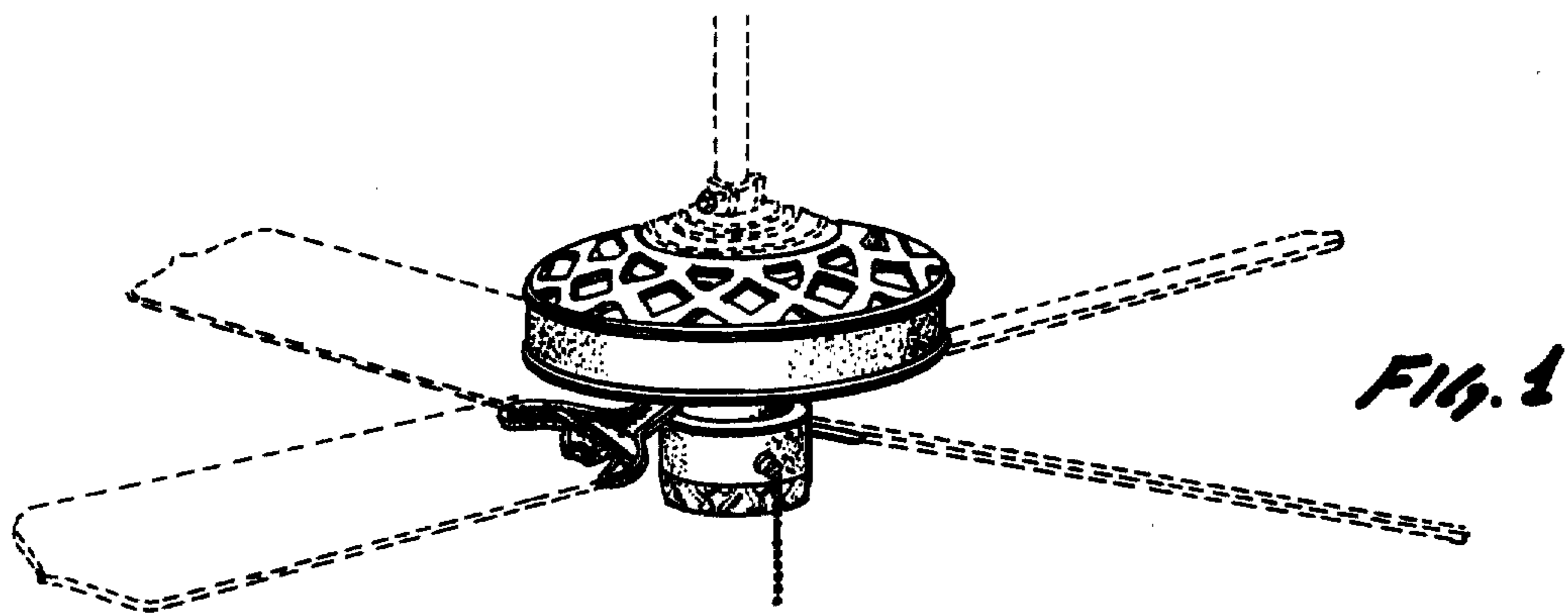


FIG. 3




Fig. 4

