

- [54] **CONVECTIVE HEATING TRAY**
- [75] **Inventors:** Nabil A. El-Hag, Lake Peekskill, N.Y.; Marilee D. Egan, Ridgefield, Conn.; Kenneth D. Bixler, Huntington; Robert E. Ralphs, Katonah, both of N.Y.
- [73] **Assignees:** General Foods Corporation, White Plains; Diamond International Corp., New York, both of N.Y.
- [**] **Term:** 14 Years
- [21] **Appl. No.:** 256,759
- [22] **Filed:** Apr. 23, 1981
- [51] **Int. Cl.** D07—02
- [52] **U.S. Cl.** D7/357; D9/425
- [58] **Field of Search** 99/422, 444; D7/354, D7/357, 359, 37, 38, 409; D9/425, 427, 430, 431, 432, 347, 341; D34/40, 46, 45; 426/520, 523

[56] **References Cited**

U.S. PATENT DOCUMENTS

D. 97,841	12/1935	Cohen	D7/409
D. 112,254	11/1938	Jackson	D7/357
D. 215,957	11/1969	De Palmo	D7/357
D. 218,470	8/1970	De Palmo	D7/357
284,295	9/1883	Hailes	99/444
2,057,951	10/1936	Ingram et al.	99/422
3,056,232	10/1962	Chaplin	229/2.5
3,640,209	2/1972	Wilson	426/523
3,718,274	2/1973	Reifers et al.	229/2.5

Primary Examiner—Winifred E. Herrmann
Attorney, Agent, or Firm—Thomas R. Savoie; Daniel J. Donovan

[57] **CLAIM**

The ornamental design for a convective heating tray, as shown and described.

DESCRIPTION

FIG. 1 is a perspective view of a convective heating tray showing our new design.
FIG. 2 is a top plan view thereof;
FIG. 3 is a bottom plan view thereof; and;
FIG. 4 is a cross-sectional view thereof on an enlarged scale taken along line 4—4 of FIG. 2.

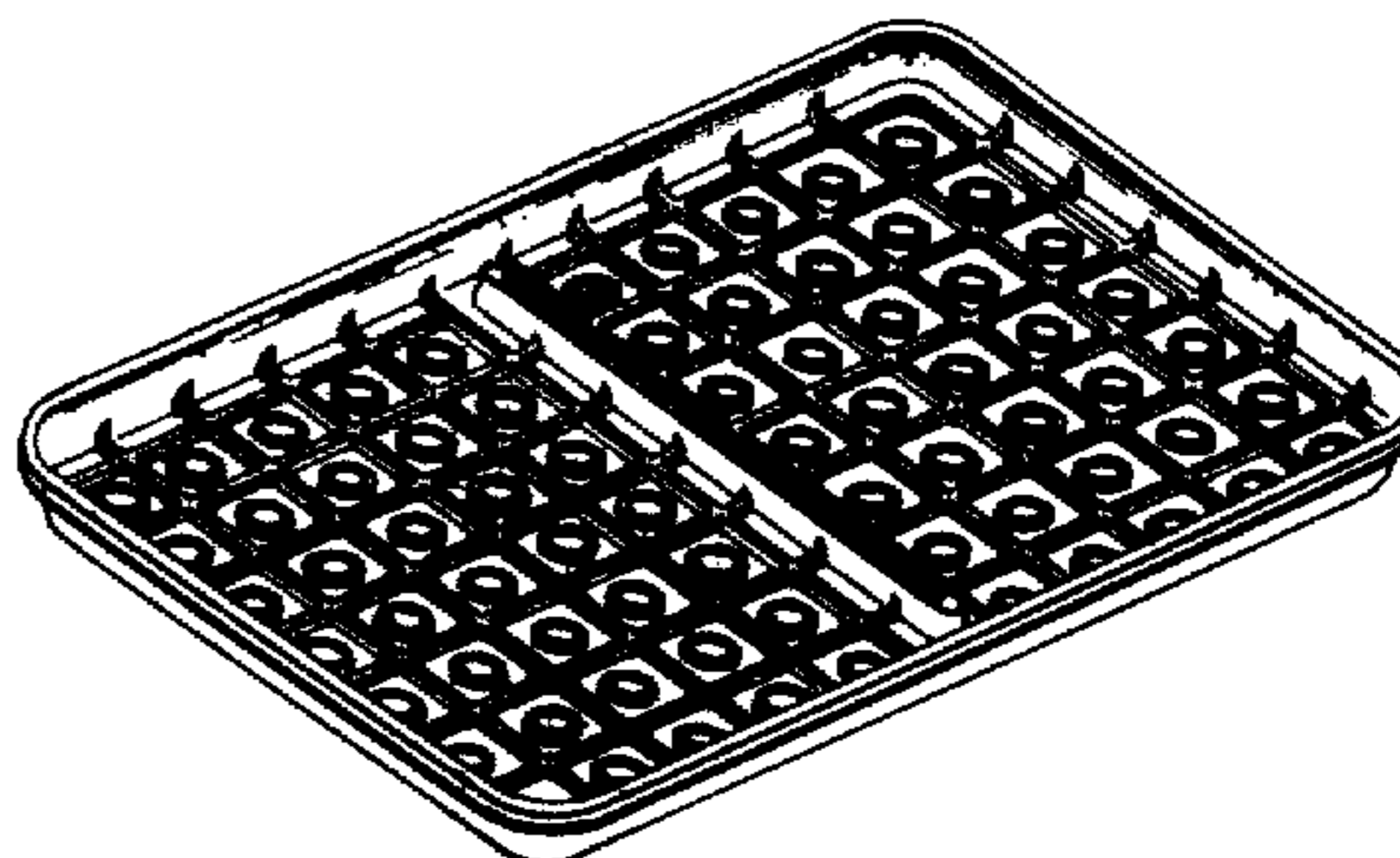


FIG. 1.

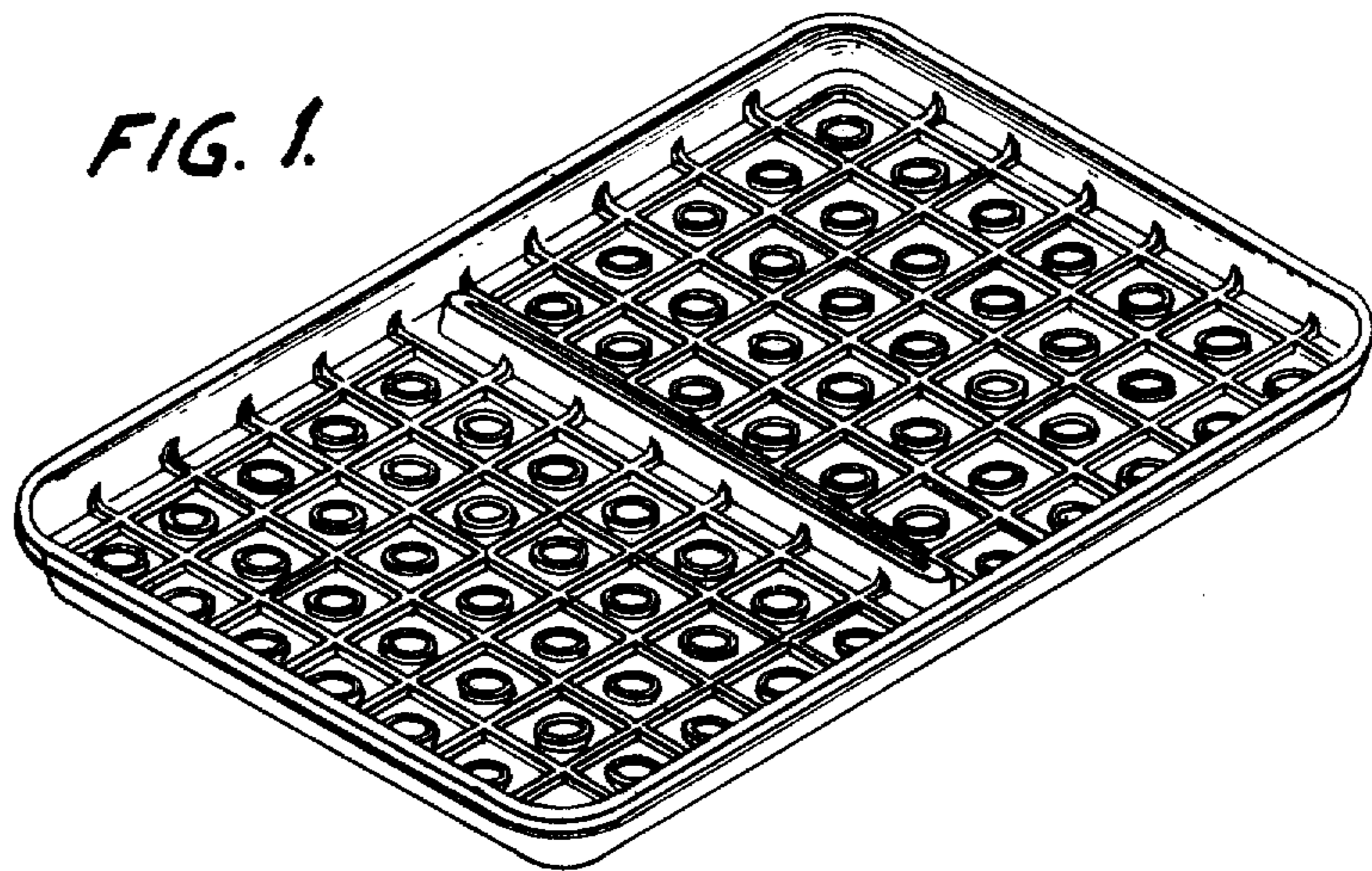
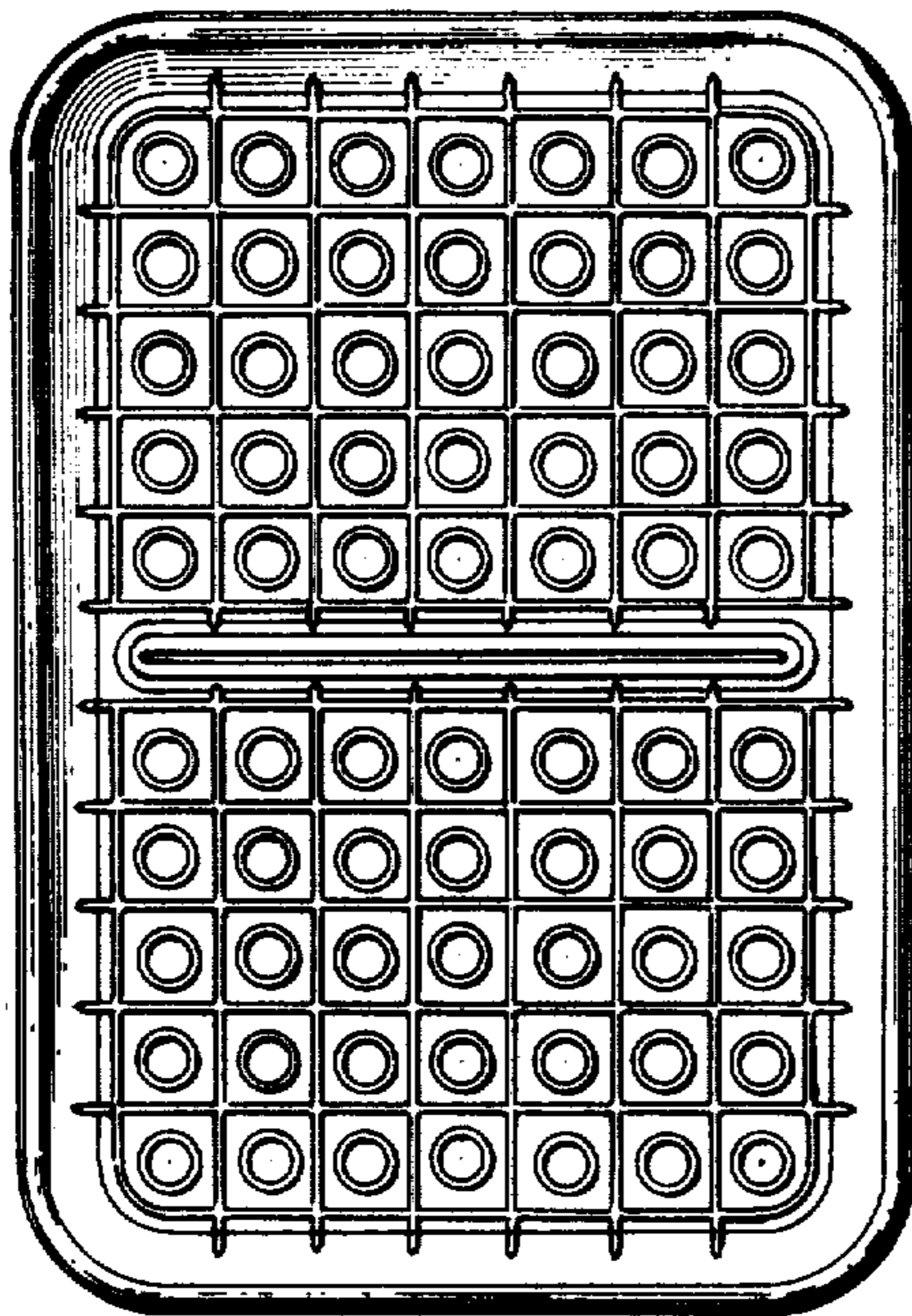


FIG. 2. $\frac{1}{4}$



$\frac{1}{4}$

FIG. 3.




FIG. 4.

