

[54] FORK OR SIMILAR ARTICLE

[75] Inventor: Oleg L. Cassini, New York, N.Y.

[73] Assignee: American Home Products Corporation, New York, N.Y.

[\*\*] Term: 14 Years

[21] Appl. No.: 305,607

[22] Filed: Sep. 25, 1981

[51] Int. Cl. .... D07-03

[52] U.S. Cl. .... D7/150

[58] Field of Search ..... D7/137, 150, 151, 152

[56] References Cited

U.S. PATENT DOCUMENTS

D. 179,752	2/1957	Ayres, Jr.	.....	D7/150
D. 179,764	2/1957	Doerfler	.....	D7/150
D. 180,464	6/1957	Weeber	.....	D7/150
D. 183,502	9/1958	Toffolon	.....	D7/150
D. 186,126	9/1959	Burford	.....	D7/137

OTHER PUBLICATIONS

*Stainless by Stegor*, "Spiral" Pattern, The Gorham Company, Large Fork illustrated, brochure dated 9-1-1956. Home Furnishings Daily, Wed., Nov. 18, 1959, Wallace Stainless Adv.-New Stylist Line, "Slant" pattern, Fork at left.

Primary Examiner—Winifred E. Herrmann  
Attorney, Agent, or Firm—Robert D. Teichert

[57] CLAIM

The ornamental design for a fork or similar article, as shown and described.

DESCRIPTION

FIG. 1 is a top plan view of a fork or similar article showing my new design.

FIG. 2 is a side elevational view thereof.

FIG. 3 is a bottom plan view thereof.

FIG. 4 is an end elevational view on an enlarged scale taken from line 4-4 of FIG. 1.

FIG. 5 is an enlarged section taken along line 5-5 of FIG. 1.

FIG. 6 is an enlarged section taken along line 6-6 of FIG. 1.

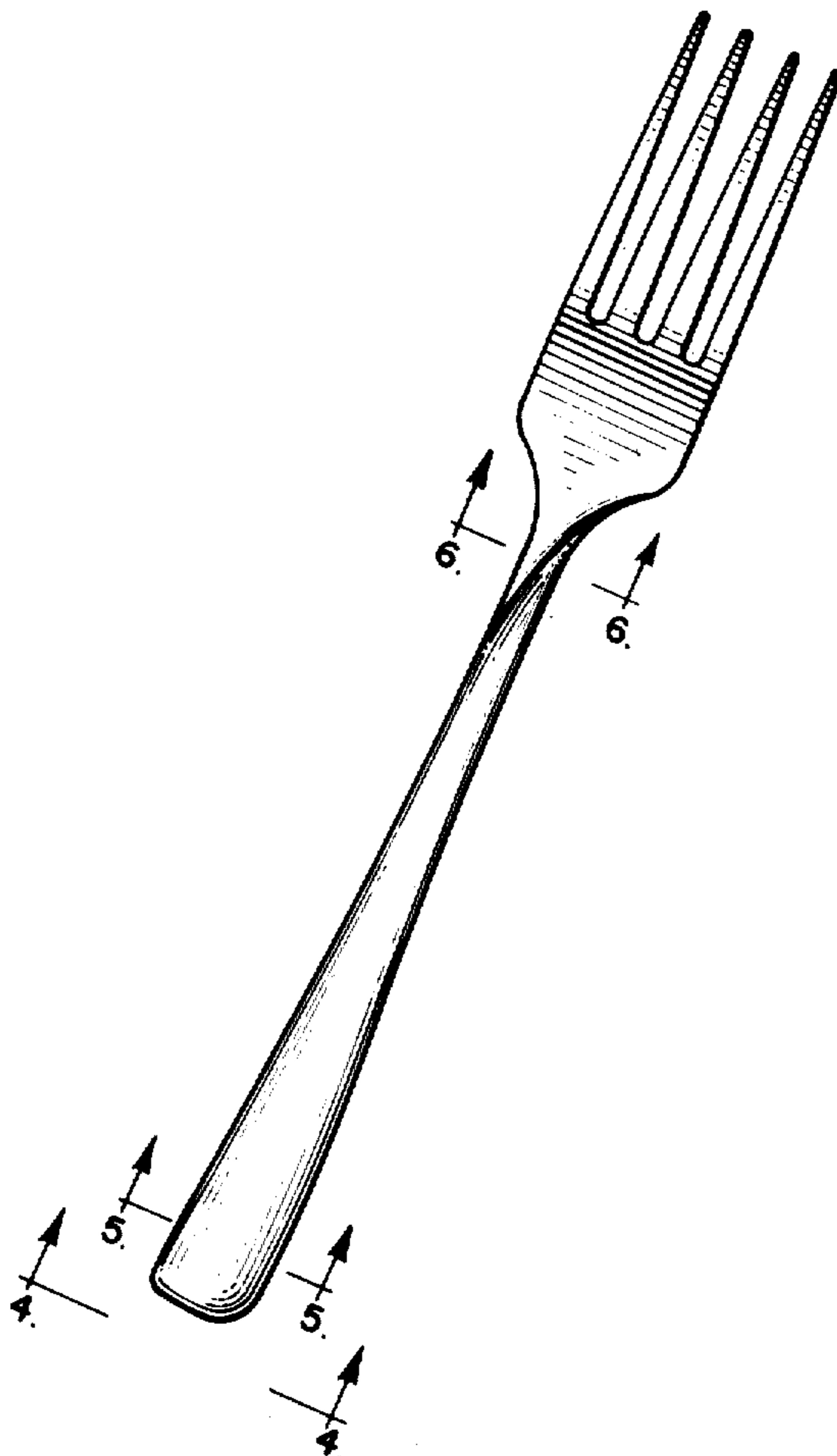


FIG. 1

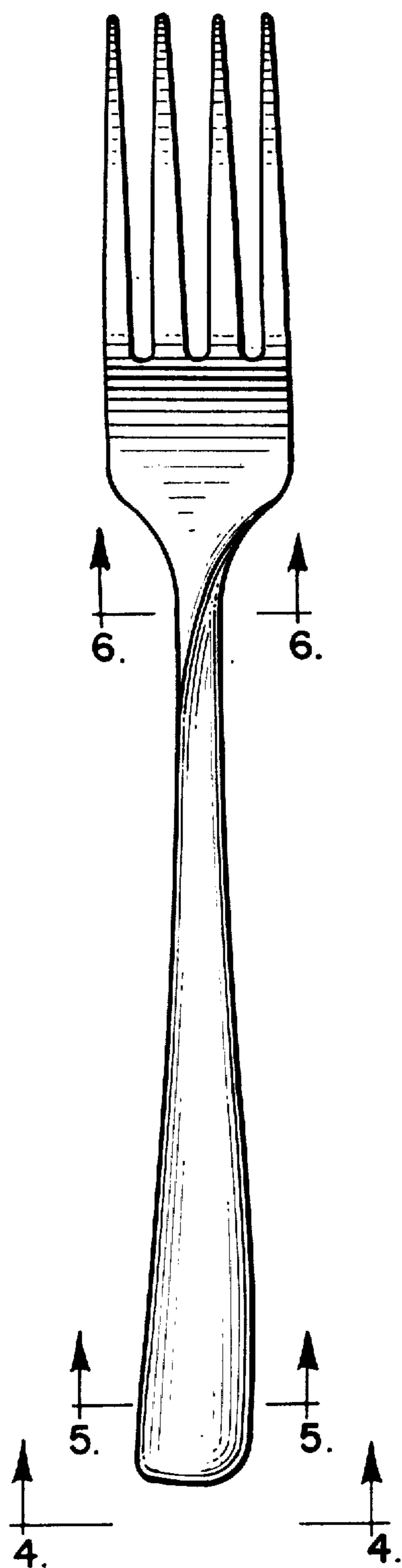


FIG. 2

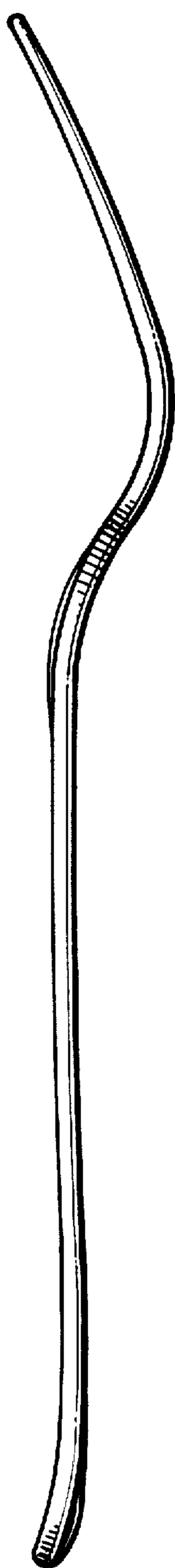


FIG. 3

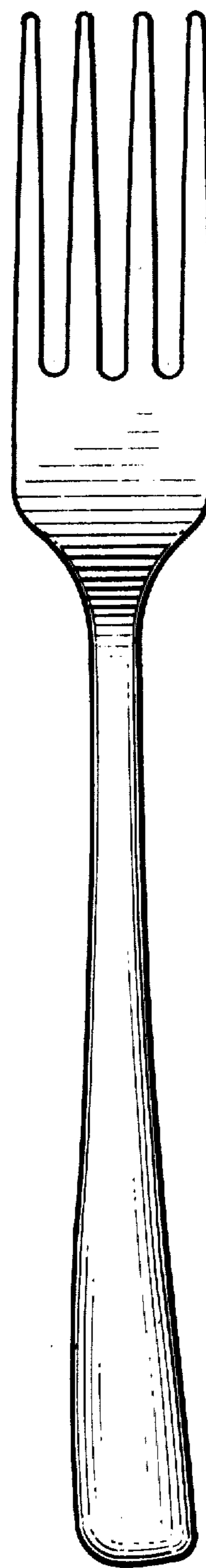


FIG. 4



FIG. 5



FIG. 6