

[54] **DOOR FRAME MEMBER**

[76] Inventors: **Ernesto Cascone**, 279 Cocksfield Ave., Downsview, Ontario, Canada, M3H 3T8; **Vincent Cascone**, 36 Mayvern Crescent, Richmond Hill, Ontario, Canada, L4C 5J4

[**] Term: **14 Years**

[21] Appl. No.: **251,994**

[22] Filed: **Apr. 7, 1981**

[51] Int. Cl. **D25-01**

[52] U.S. Cl. **D25/74; D25/48**

[58] Field of Search **D25/74, 75, 76, 48, D25/52, 60; 49/394, 489, 501, 505, 399, 504**

[56]

References Cited

U.S. PATENT DOCUMENTS

D. 182,509	4/1958	Etling	D25/48
D. 201,873	8/1965	Damiani	D25/48
2,818,145	12/1957	Bragman et al.	D25/48 X
3,002,592	10/1961	Quinn	49/399
3,086,628	4/1963	Robinson	49/399
4,106,238	8/1978	Bonello	49/399 X

Primary Examiner—A. Hugo Word
Attorney, Agent, or Firm—Weldon F. Green

[57]

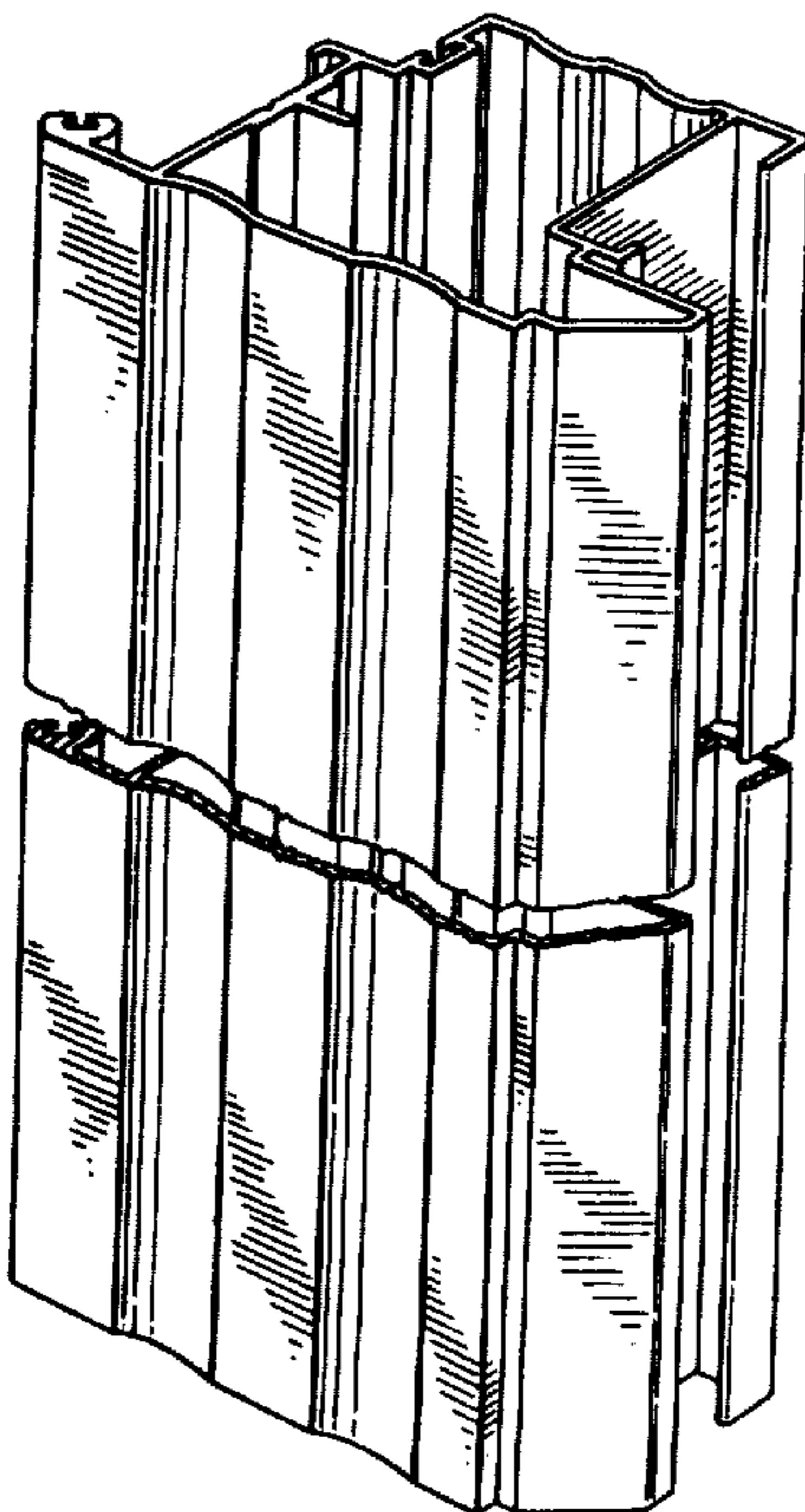
CLAIM

The ornamental design for a door frame member, as shown and described.

DESCRIPTION

FIG. 1 is a perspective view taken from a point forwardly of and upwardly to the right of the forwardly facing front surface of the door frame member shown with the central portion thereof removed.

FIG. 2 is a top plan view of the door frame member of FIG. 1.






FIG. 1

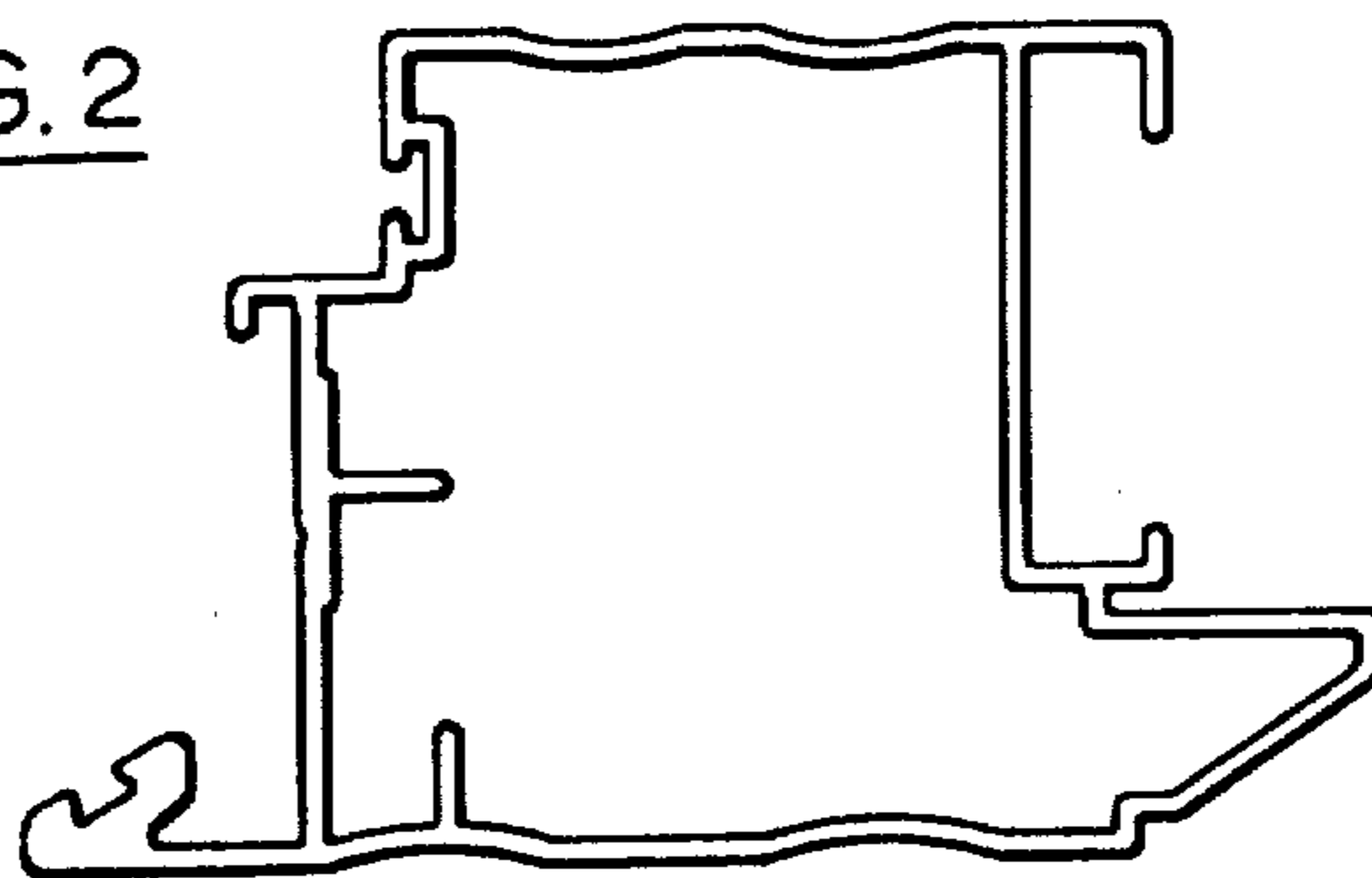


FIG. 2