

[54] DRAWING TEMPLATE

[76] Inventor: Denys Fisher, Kirkconnel Lea, Glencaple, Dumfries, DG1 4RG, Scotland

[**] Term: 14 Years

[21] Appl. No.: 186,052

[22] Filed: Sep. 11, 1980

[30] Foreign Application Priority Data

Jun. 20, 1980 [GB] United Kingdom 995391

[51] Int. Cl. D19-06

[52] U.S. Cl. D19/39; D10/64

[58] Field of Search D19/35-40; D10/61, 64; 33/174 B, 174 G, 27 R, 27 C, 27 K, 27 L

[56] References Cited

U.S. PATENT DOCUMENTS

- D. 60,493 2/1922 Henley D10/64
- D. 137,150 1/1944 Riddell D10/64
- D. 146,285 1/1947 Musgrave D10/64

- D. 147,526 9/1947 Brown D10/64
- D. 250,033 10/1978 Stein D19/39
- 2,950,537 8/1960 Fixen 33/174 B
- 3,465,445 9/1969 Fisher 33/27 C
- 4,117,598 10/1978 Fisher 33/27 L
- 4,353,166 10/1982 Kettlestrings 33/27 C

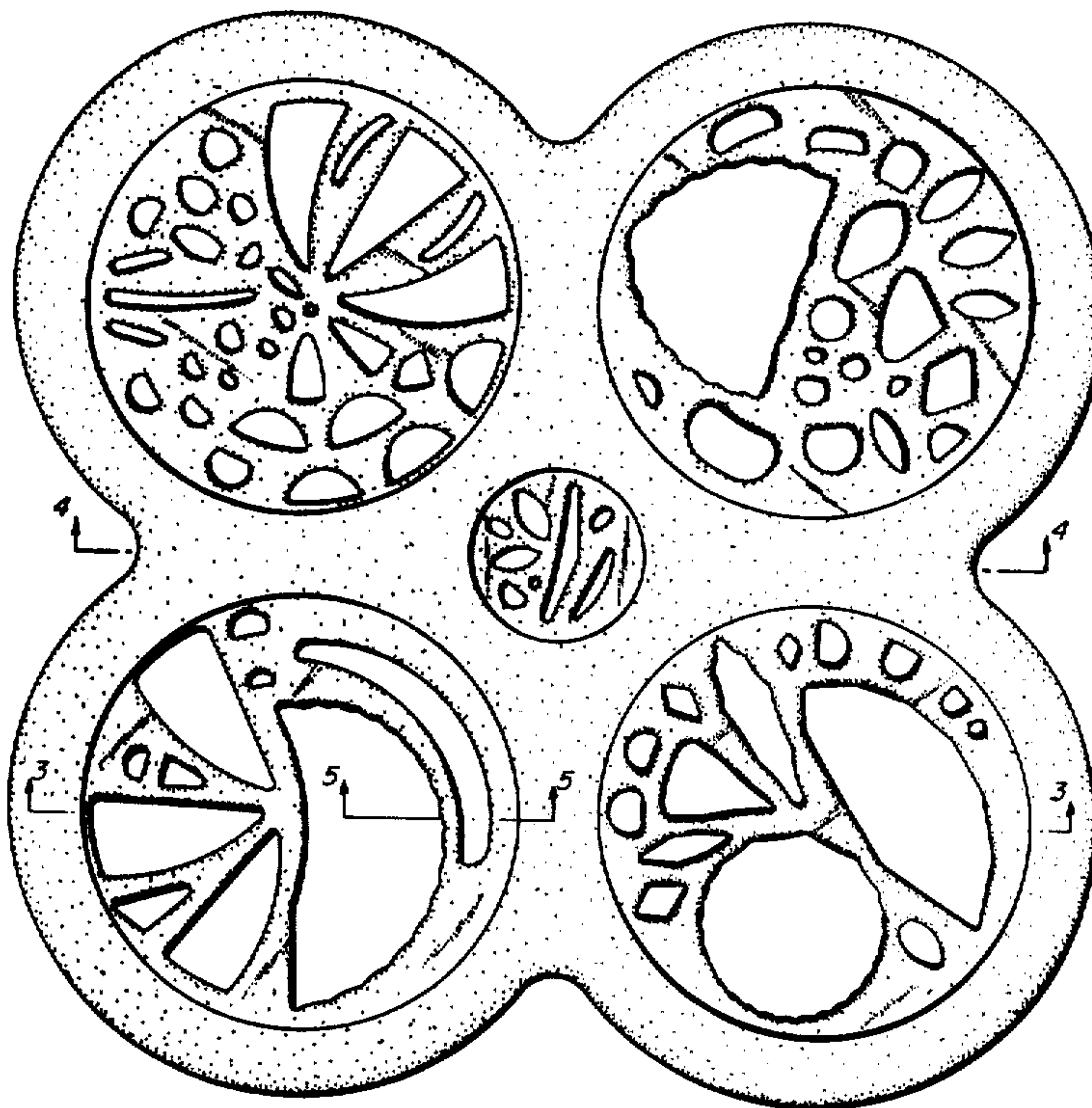
Primary Examiner—George P. Word
Attorney, Agent, or Firm—Fred Philpitt

[57] CLAIM

The ornamental design for a drawing template, as shown and described.

DESCRIPTION

FIG. 1 is a top plan view of a drawing template showing my new design;
 FIG. 2 is a side elevational view thereof;
 FIG. 3 is a cross-sectional view taken along line 3—3 of FIG. 1;
 FIG. 4 is a cross-sectional view taken along line 4—4 of FIG. 1;
 FIG. 5 is an enlarged scale fragmentary cross-sectional view taken along line 5—5 of FIG. 1; and
 FIG. 6 is a bottom plan view of FIG. 1.



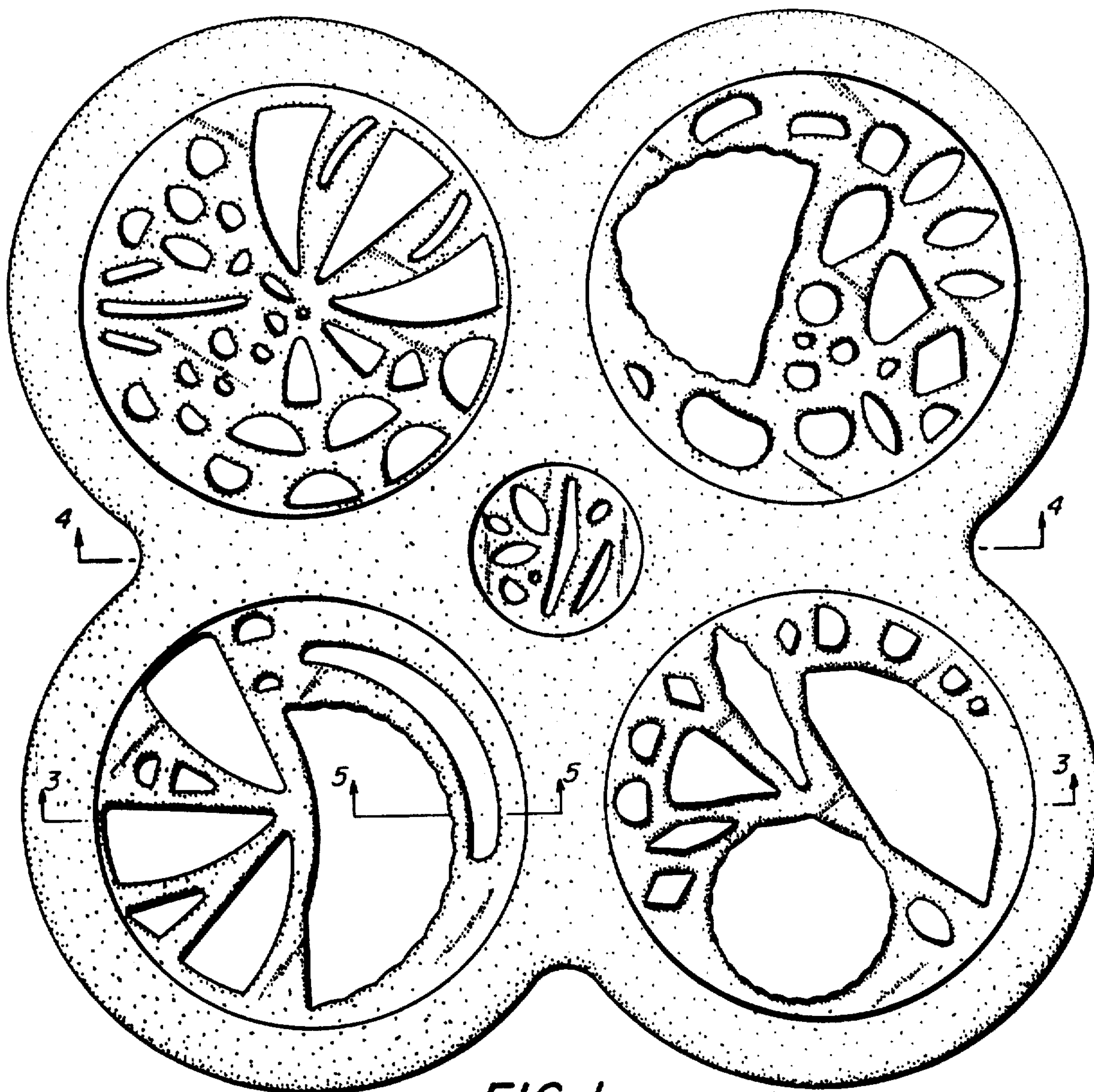


FIG. 1



FIG. 2



FIG. 3

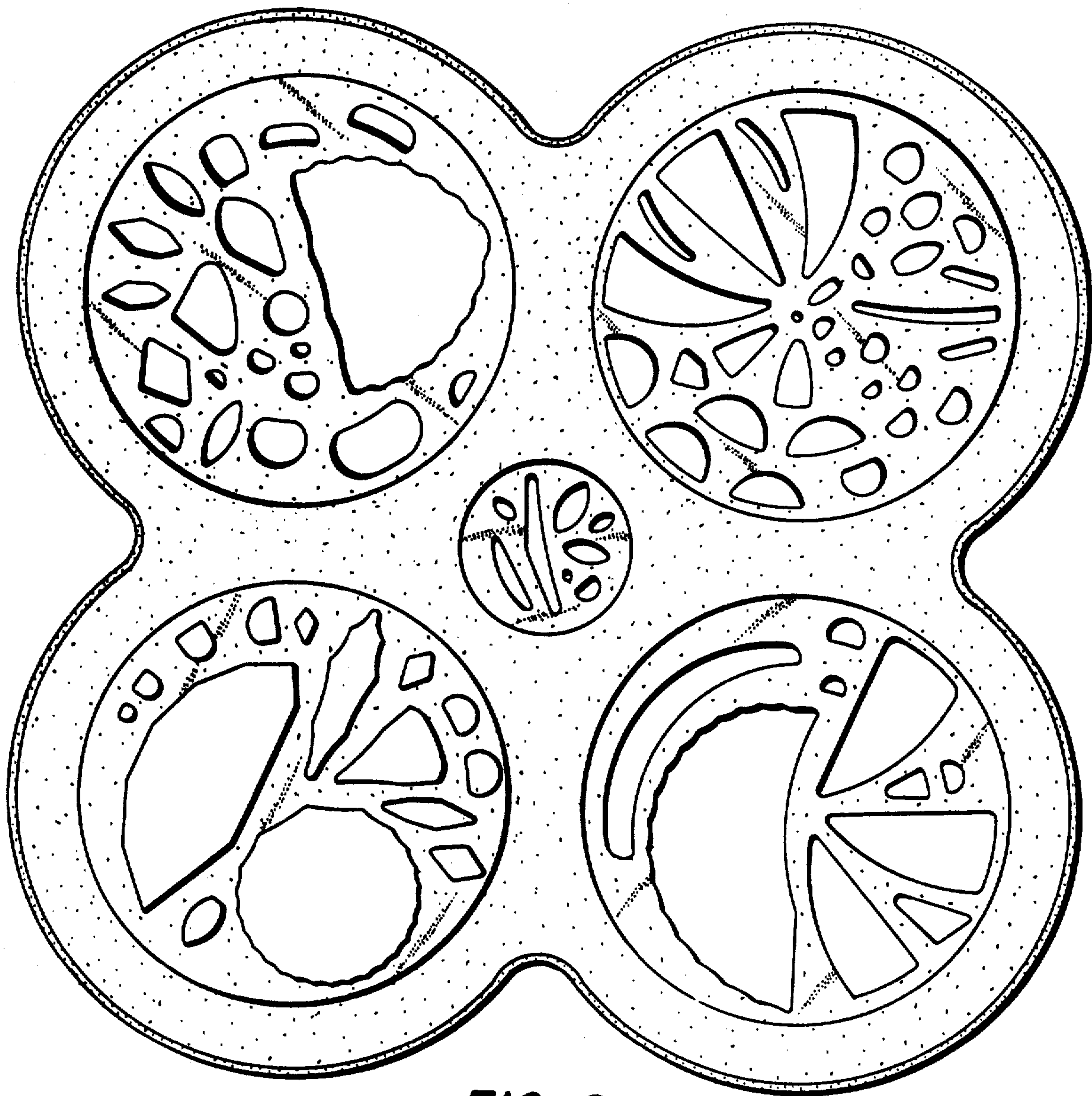


FIG. 6



FIG. 4

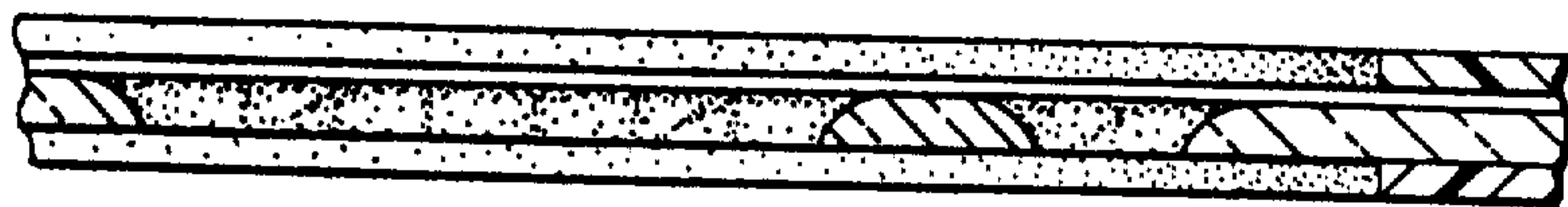


FIG. 5