

[54] HAND SCOOP FOR GRASS AND LEAVES

[76] Inventors: Mathias M. Check, 34 Bowman Dr., Greenwich, Conn. 06830; Elia L. Goodby, 22 Barrow Dr., East Greenwich, R.I. 02818

[\*\*] Term: 14 Years

[21] Appl. No.: 299,732

[22] Filed: Sep. 8, 1981

[51] Int. Cl. .... D8-05

[52] U.S. Cl. .... D8/9; D8/1; D8/10; D28/21

[58] Field of Search ..... D8/1; D7/104, 140; D56/400.11; 220/1 E, 94 A, 1 T; D30/40, 99; 15/142, 104.8, 257.1, 104.52; 294/55, 49; 209/419, 418, 417; D34/11.7; D28/21, 25, 30, 32, 33, 41

[56] References Cited

U.S. PATENT DOCUMENTS

- D. 136,086 8/1943 Hudson ..... D30/40
- D. 195,653 7/1963 Tomaiulo ..... D34/11

656,093	8/1900	Caruthers	.....	294/49
827,542	7/1906	Lawson	.....	56/400.11
882,467	3/1908	Hubbell	.....	56/400.11
2,131,663	9/1938	Hughes	.....	220/94 A
2,652,680	9/1953	Adams	.....	56/400.1
3,156,941	11/1964	Tomaiulo	.....	15/257.1
3,800,352	4/1974	Bonora	.....	D28/21

FOREIGN PATENT DOCUMENTS

804839	8/1936	France	.....	294/55
--------	--------	--------	-------	--------

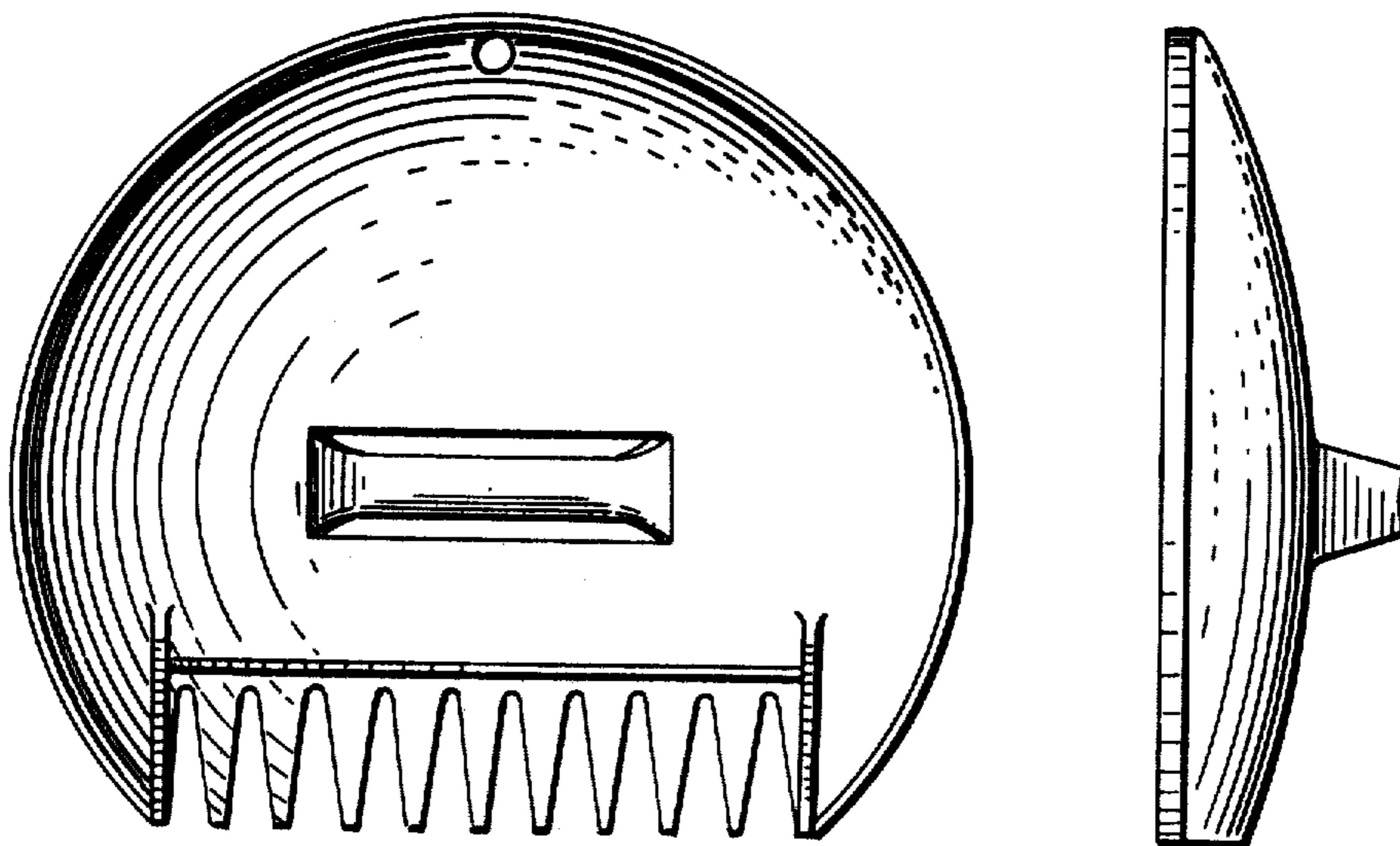
Primary Examiner—Wallace R. Burke  
Assistant Examiner—Horace B. Fay, Jr.  
Attorney, Agent, or Firm—Alfred E. Miller

[57] CLAIM

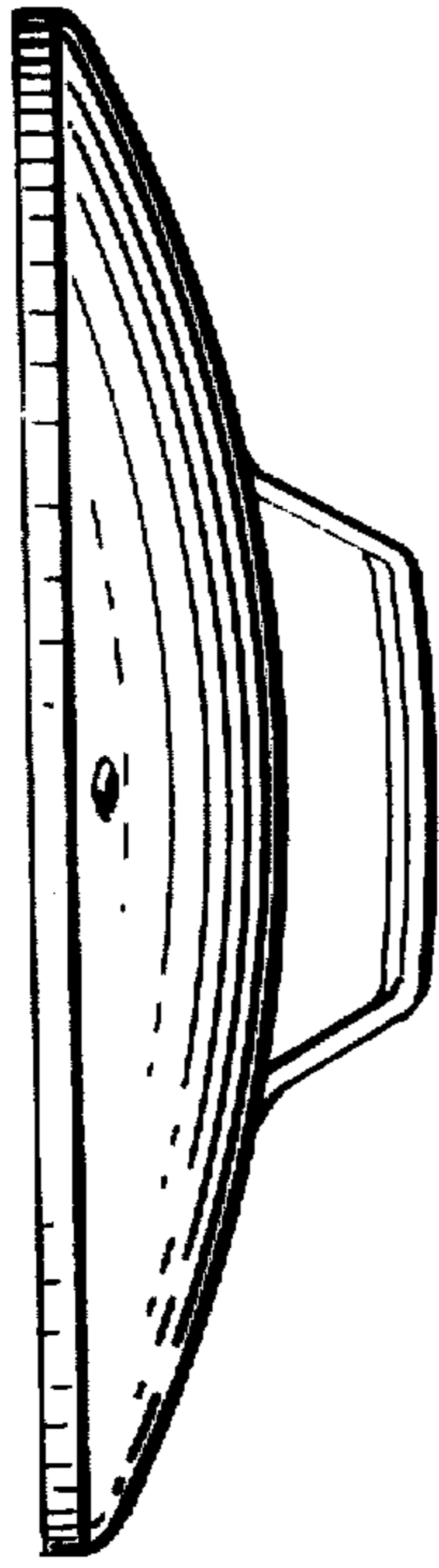
The ornamental design for a hand scoop for grass and leaves, substantially as shown and described.

DESCRIPTION

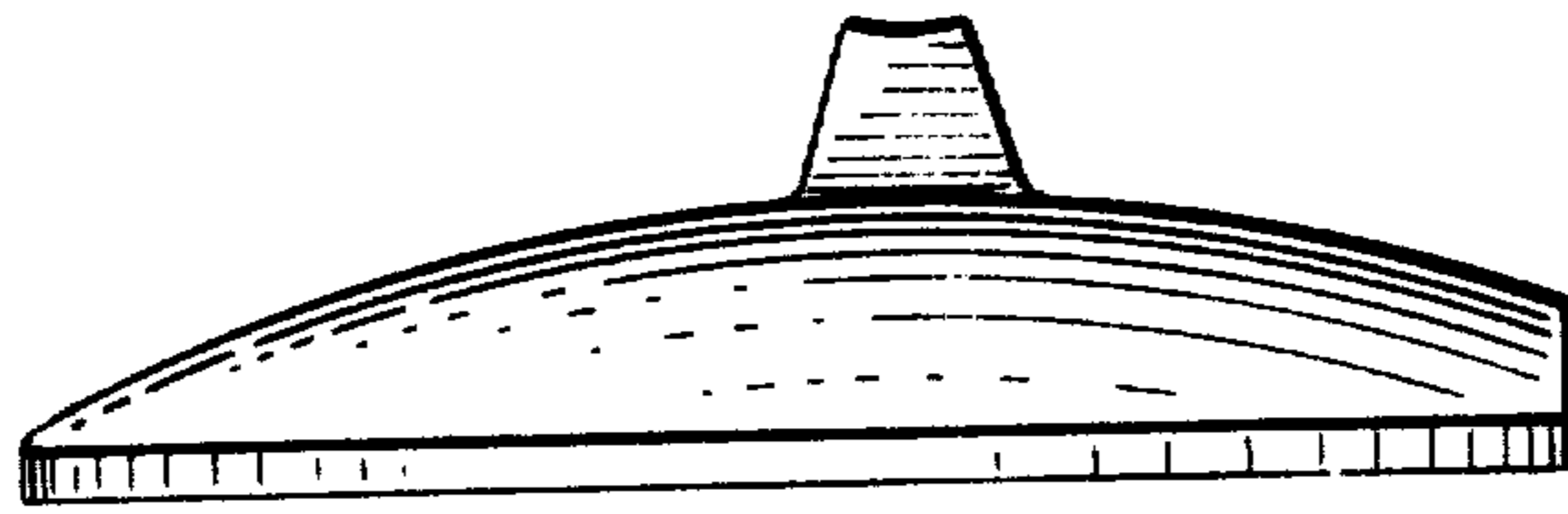
FIG. 1 is a top plan view of the hand scoop for grass and leaves;  
FIG. 2 is a front elevational view thereof;  
FIG. 3 is a side elevational view thereof;  
FIG. 4 is a rear elevational view thereof; and  
FIG. 5 is a bottom plan view thereof.



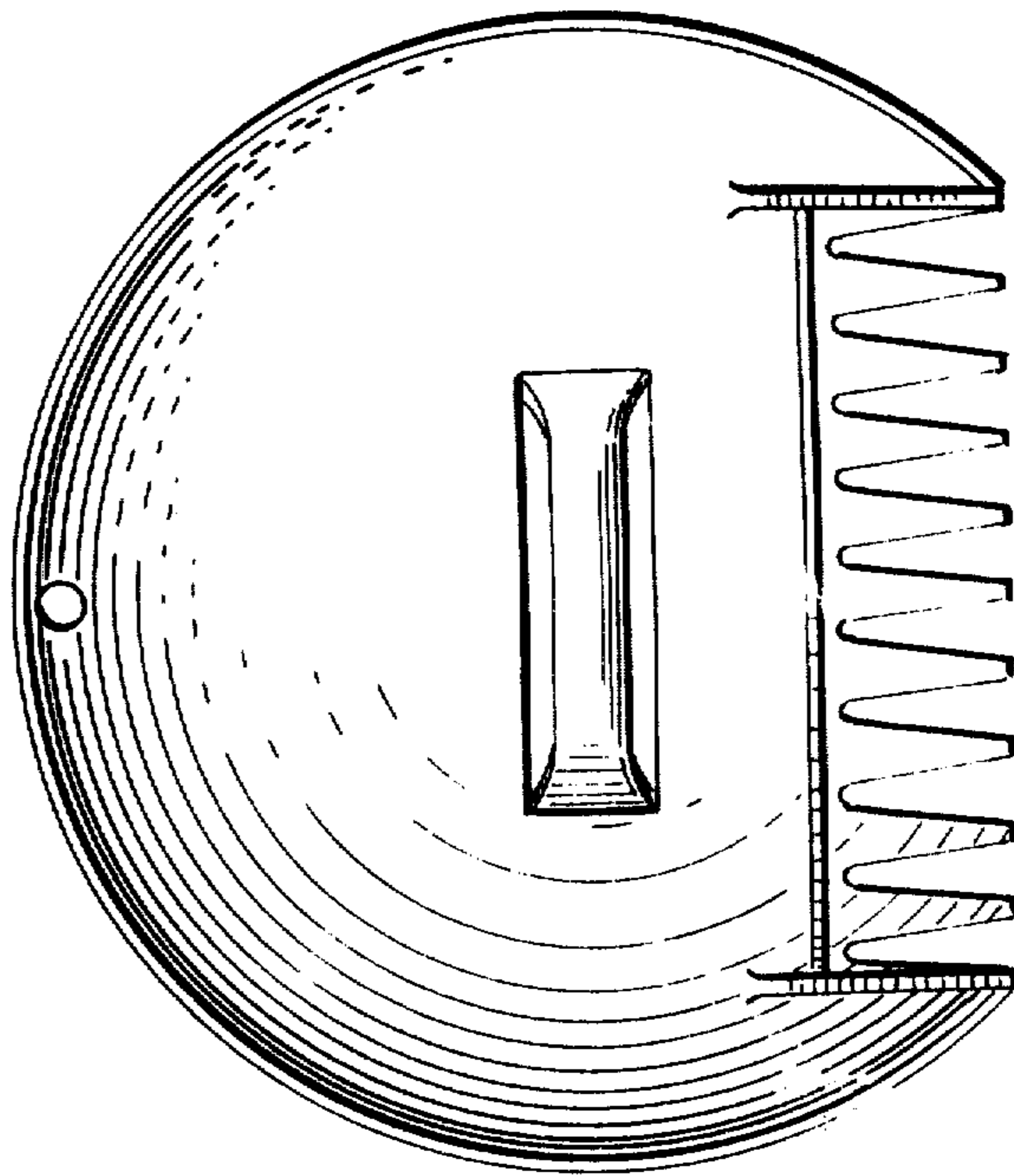
*Fig. 1.*



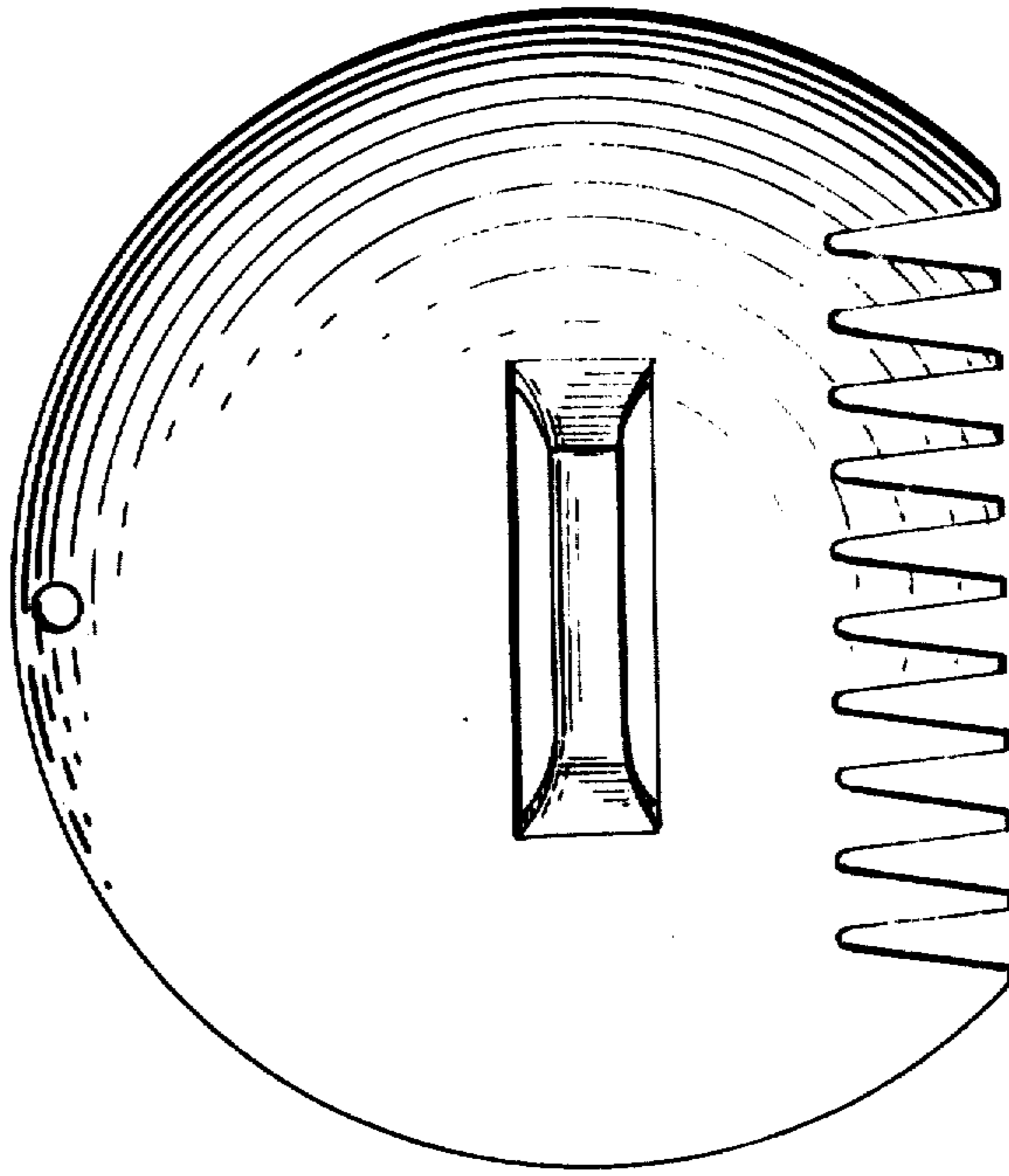
*Fig. 3.*



*Fig. 2.*



*Fig. 4.*



*Fig. 5.*

