

[54] TREE GUARD  
[75] Inventor: Robert E. Haggard, Everett, Wash.  
[73] Assignee: Merry Haggard, Snohomish, Wash.  
[\*\*] Term: 14 Years  
[21] Appl. No.: 417,030  
[22] Filed: Sep. 13, 1982

Related U.S. Application Data

[62] Division of Ser. No. 158,937, Jun. 12, 1980.  
[51] Int. Cl. .... D8—99; D31—00  
[52] U.S. Cl. .... D8/01; D25/71  
[58] Field of Search .... D8/01; D25/71

References Cited

U.S. PATENT DOCUMENTS

D. 218,907 10/1970 Maxwell ..... D8/1  
749,522 1/1904 Billy et al. .... 47/23  
801,325 10/1905 Lichtfeldt ..... 47/23  
3,305,969 2/1967 Mattson ..... D8/1 X

FOREIGN PATENT DOCUMENTS

2517949 10/1976 Fed. Rep. of Germany ..... 47/25  
13653 of 1911 United Kingdom ..... 47/23

Primary Examiner—Bernard Ansher

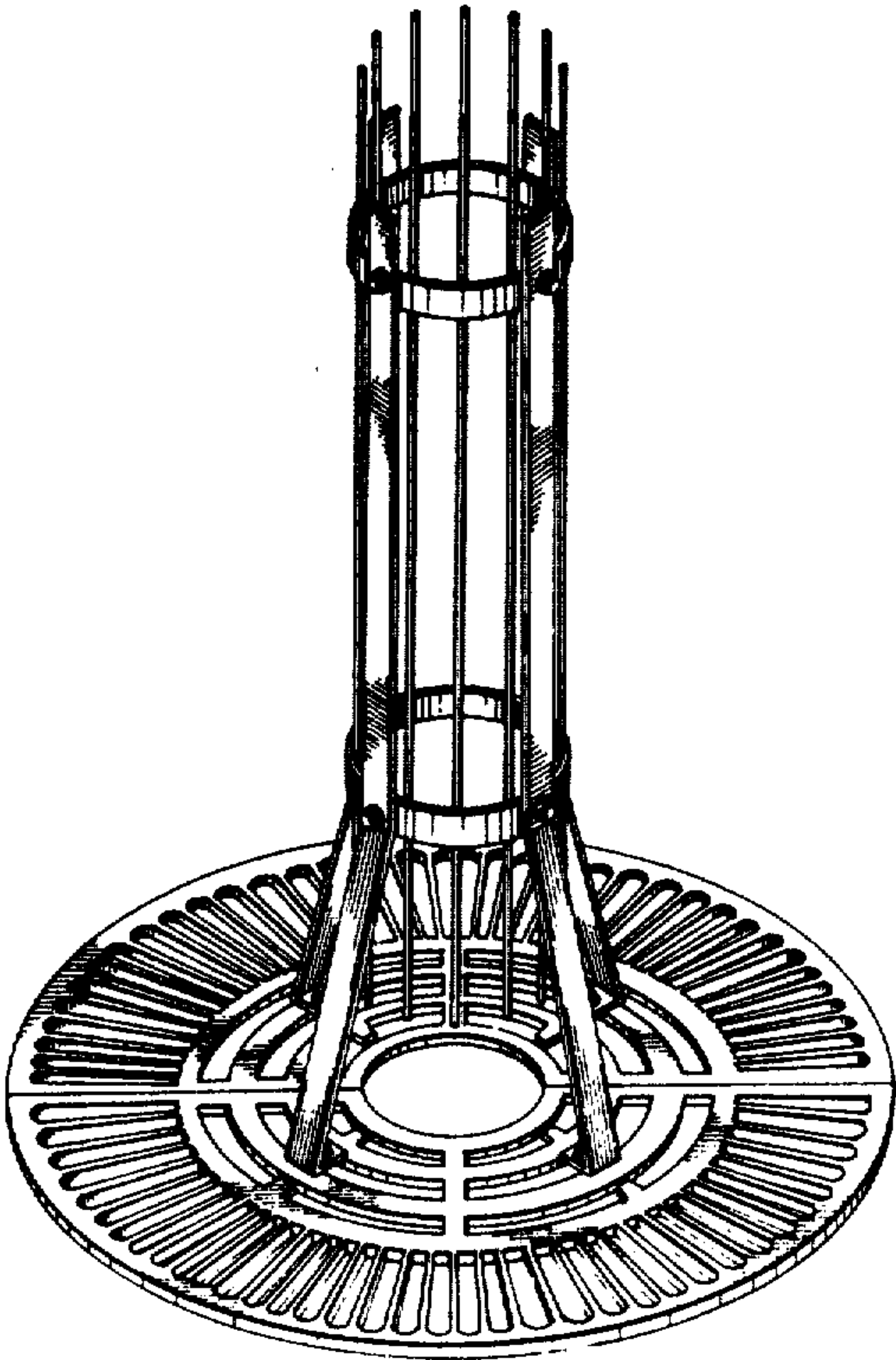
Attorney, Agent, or Firm—Ward Brown; Robert W. Beach

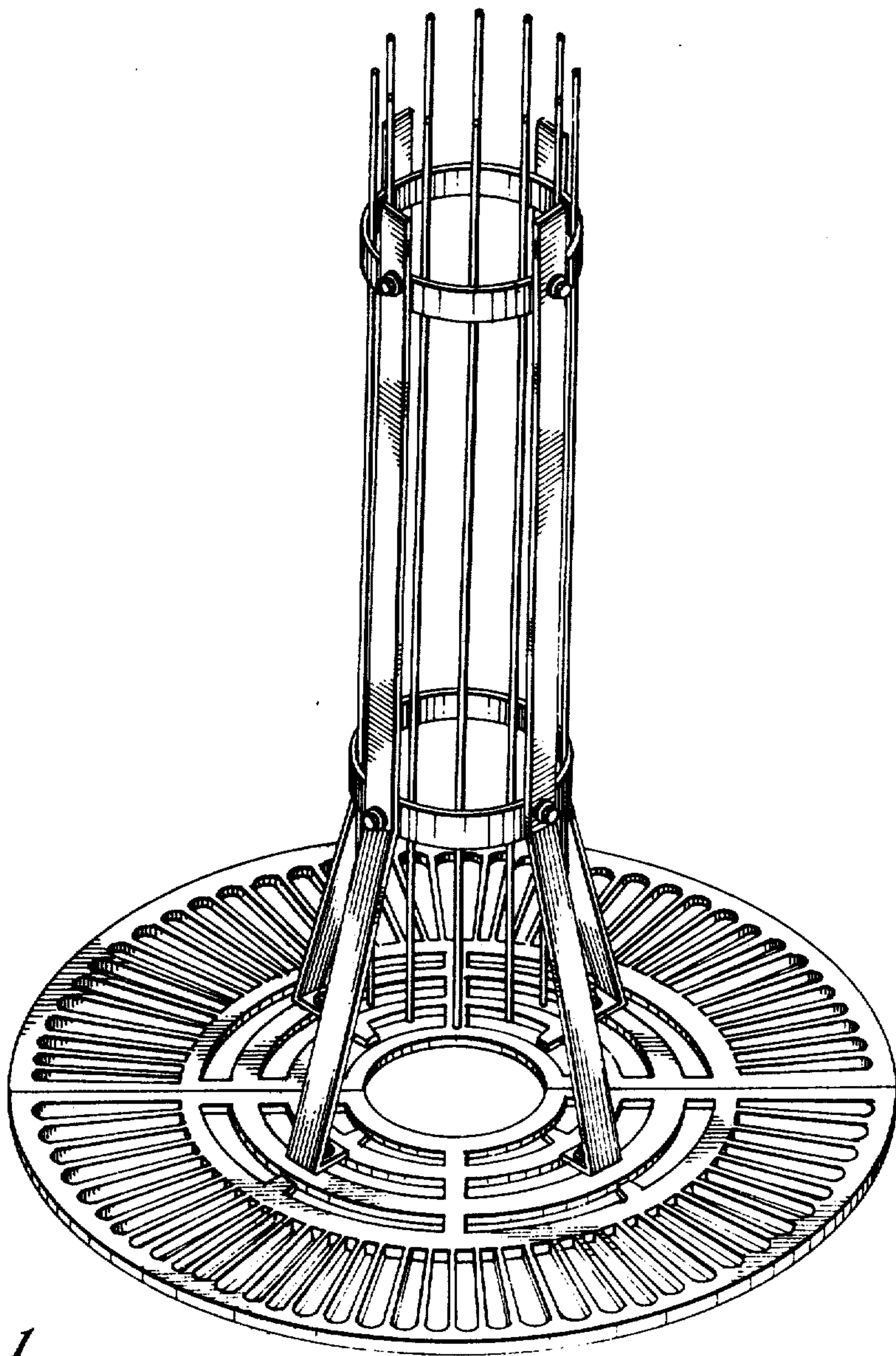
[57] CLAIM

The ornamental design for a tree guard, substantially as shown and described.

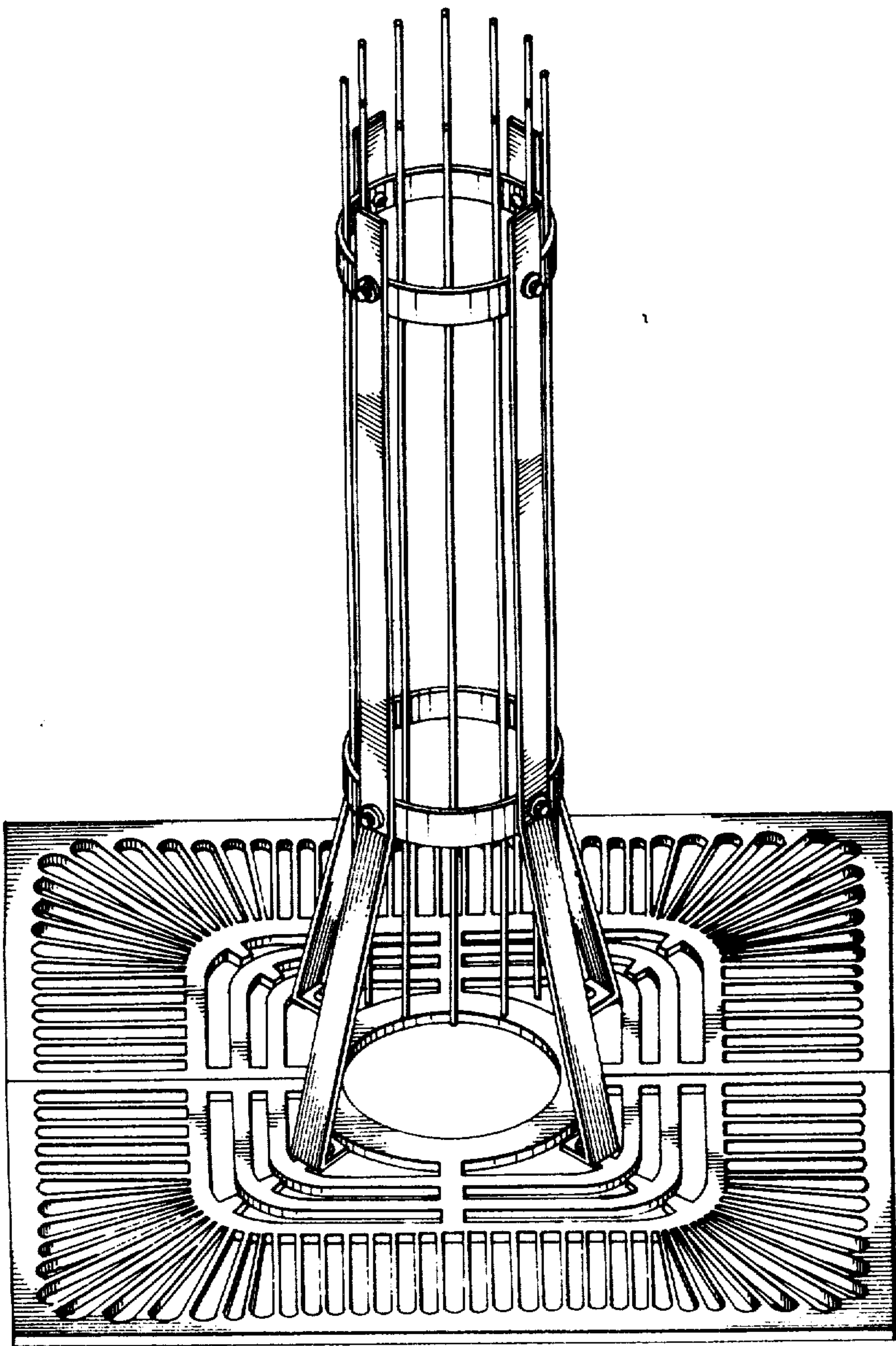
DESCRIPTION

FIG. 1 is a top perspective view of a tree guard showing my new design;  
FIG. 2 is a front elevational view thereof;  
FIG. 3 is an elevational view thereof taken at an angle of 45 degrees from FIG. 2;  
FIG. 4 is a top plan view thereof;  
FIG. 5 is a bottom plan view thereof;  
FIG. 6 is a top perspective view of a second embodiment of my new design;  
FIG. 7 is a top perspective view of a third embodiment of my new design;  
FIG. 8 is a top perspective view of a fourth embodiment of my new design;  
FIG. 9 is a front elevational view of FIG. 8;  
FIG. 10 is a elevational view of FIG. 8 taken at an angle of 45 degrees from FIG. 9;  
FIG. 11 is a top plan view of FIG. 8;  
FIG. 12 is a bottom plan view of FIG. 8;  
FIG. 13 is a top perspective view of a fifth embodiment of my new design; and  
FIG. 14 is a top perspective view of a sixth embodiment of my new design.





*Fig. 1*



*Fig. 2*



UNITED STATES PATENT AND TRADEMARK OFFICE  
**CERTIFICATE OF CORRECTION**

PATENT NO. : D 270,609  
DATED : September 20, 1983  
INVENTOR(S) : ROBERT E. HAGGARD

It is certified that error appears in the above-identified patent and that said Letters Patent are hereby corrected as shown below:

The specification and claim should read as follows:

COMBINATION GUARD AND GRATE THEREFOR

BE IT KNOWN that I, Robert E. Haggard, have invented a new, original and ornamental design for Combination Guard and Grate Therefor of which the following is a specification, reference being had to the accompanying drawings, forming a part hereof.

Figure 1 is a top perspective view of a combination guard and grate therefor showing my new design; and

Figure 2 is a top perspective view of a second embodiment of my new design.

I claim:

The ornamental design for a combination guard and grate therefor substantially as shown and described.

**Signed and Sealed this**

*Tenth* **Day of** *January 1984*

[SEAL]

*Attest:*

**GERALD J. MOSSINGHOFF**

*Attesting Officer*

*Commissioner of Patents and Trademarks*