

[54] FOOD MOLD

[75] Inventor: David W. Miller, Salem, Mass.

[73] Assignee: Benjamin & Medwin, Inc., New York, N.Y.

[\*\*] Term: 14 Years

[21] Appl. No.: 249,859

[22] Filed: Apr. 1, 1981

[51] Int. Cl. .... D7-02

[52] U.S. Cl. .... D7/44; D1/15; D1/17; D9/315; D11/136

[58] Field of Search ..... D7/5, 43, 44; D1/15, D1/99, 17, 18, 19; D11/132, 134, 136, 139, 140, 157; D9/307, 310, 311, 313, 315, 331, 335, 336

[56] References Cited

U.S. PATENT DOCUMENTS

- D. 33,583 11/1900 Hanson ..... D7/5
- D. 117,346 10/1939 Brickley ..... D7/43
- D. 132,246 5/1942 Clarke ..... D11/136
- D. 193,583 9/1962 Bostrom ..... D9/315

OTHER PUBLICATIONS

*Mirro Aluminum Goods*, Cat. No. 118, 1941, p. 88, top left area, #2897 Heart Shape Individual Jelly Mold.  
*Design from Peasant Art*—Kathleen Mann, reprinted 1952, p. 43, Painted Chair Back, top of page, Man and Woman Figures Holding Hands.  
*Folk Art of Rural Penn.*, Frances Lichten, ©1946, p. 46, Man and Woman and Flower Motif.


*Primary Examiner*—Winifred E. Herrmann  
*Attorney, Agent, or Firm*—Joseph R. Slotnik

[57] CLAIM

The ornamental design for a food mold, as shown and described.

DESCRIPTION

FIG. 1 is a top plan view of a food mold showing my new design;  
 FIG. 2 is an end view of FIG. 1 as seen from the top thereof;  
 FIG. 3 is an end view of FIG. 1 as seen from the bottom thereof;  
 FIG. 4 is a side view of FIG. 1 as seen from the right side thereof;  
 FIG. 5 is a side view of FIG. 1 as seen from the left side thereof; and  
 FIG. 6 is a plan view showing the reverse side of FIG. 1.






FIG. 1

FIG. 2




FIG. 3

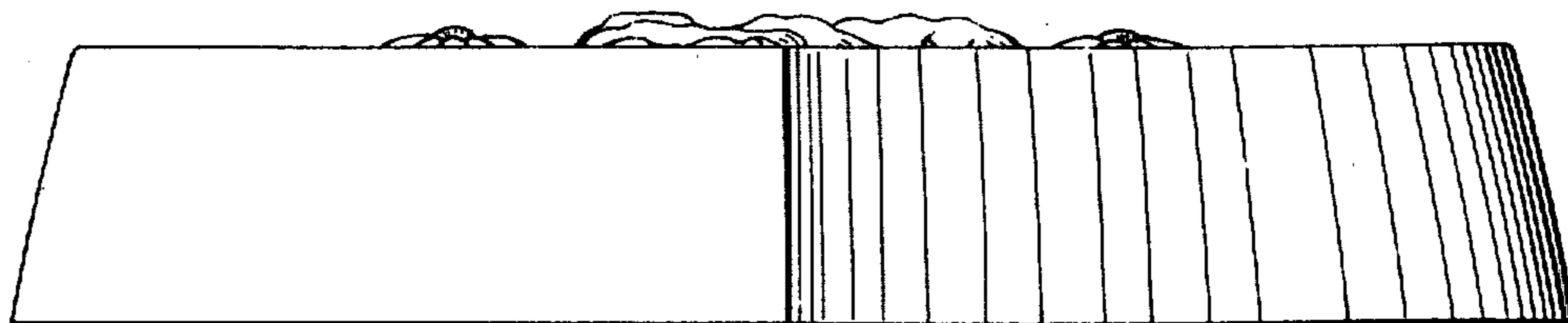


FIG. 4




FIG. 5


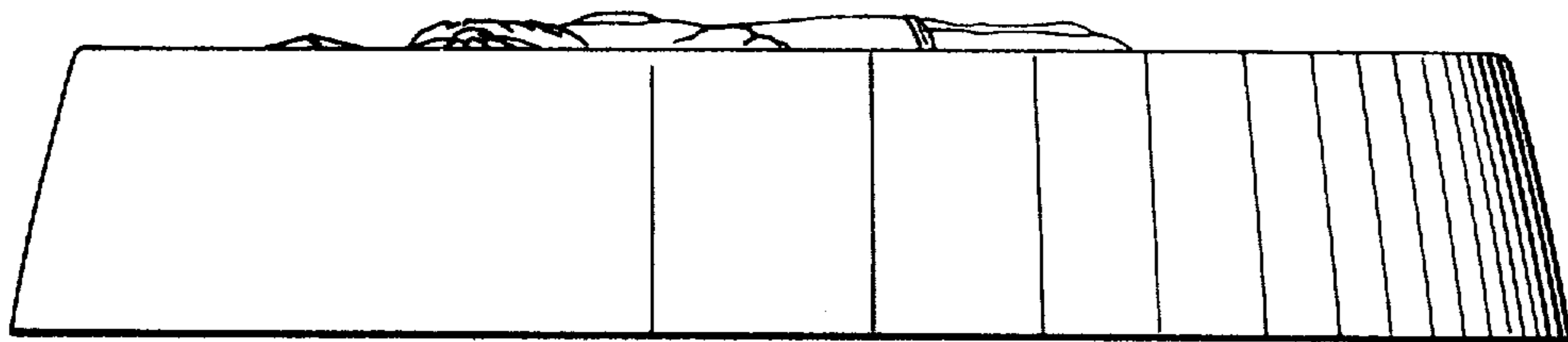


FIG. 6